



Queensland Public Libraries Statistical Bulletin 2007-2008

Queensland Public Libraries Statistical Bulletin 2007-08

Contents

• Local Government Reform	<i>ii</i>
• Disclaimer	<i>ii</i>
• Summary 2007-08 Key Indicators	<i>iii - v</i>
• Charges – General	<i>1 - 4</i>
• Charges – Membership	<i>5 - 6</i>
• Facilities	<i>7 - 13</i>
• Facilities – Other / Less than 6 hrs	<i>14</i>
• Finance – Expenditure	<i>15 - 16</i>
• Finance – Income	<i>17 - 18</i>
• Information Technology - 1	<i>19 - 21</i>
• Information Technology - 2	<i>22 - 23</i>
• Membership – Current	<i>24 - 25</i>
• Membership – New	<i>26 - 27</i>
• Services - 1	<i>28 - 29</i>
• Services – 2	<i>30 - 31</i>

Contents

• Staffing	<i>32 - 33</i>
• Stock – Acquisitions and Withdrawals	<i>34 - 35</i>
• Stock – Resources	<i>36 - 37</i>
• Stock – Usage	<i>38 - 39</i>
• Stock – Collection Usage	<i>40 - 41</i>
• Volunteers and Trainees	<i>42 - 43</i>
• Wi-fi services	<i>44</i>
• Graph – Members as percent of population	<i>45</i>
• Graph – Issues per capita	<i>46</i>
• Graph – Operating expenditure per capita	<i>47</i>
• Graph – Total expenditure per capita	<i>48</i>

Queensland Public Libraries Statistical Bulletin 2007-08

Local Government Reform 2008

On 10 August 2007 the *Local Government Reform Implementation Act 2007* (LGRIA) was enacted. The LGRIA amended the Local Government Act 1993 (LGA) to put in place arrangements for the structural reform of Queensland local governments. As from 15 March 2008 the number and names of local councils in Queensland changed significantly. The changes for each individual library and library service can be found in the 3 separate listings provided in the separate document *Appendix 1*.

The layout for the 2007-08 bulletin has been altered slightly as a result of local council changes, with all library services listed alphabetically. With the progressive transition of Country Lending Service (CLS) libraries to new or existing Independent Library Services throughout the last quarter of 2007-08 it was not feasible to provide separate sub-totals for the 2 different service types.

Additionally the number of graphs has been rationalized and the remainder re-formatted into rank order.

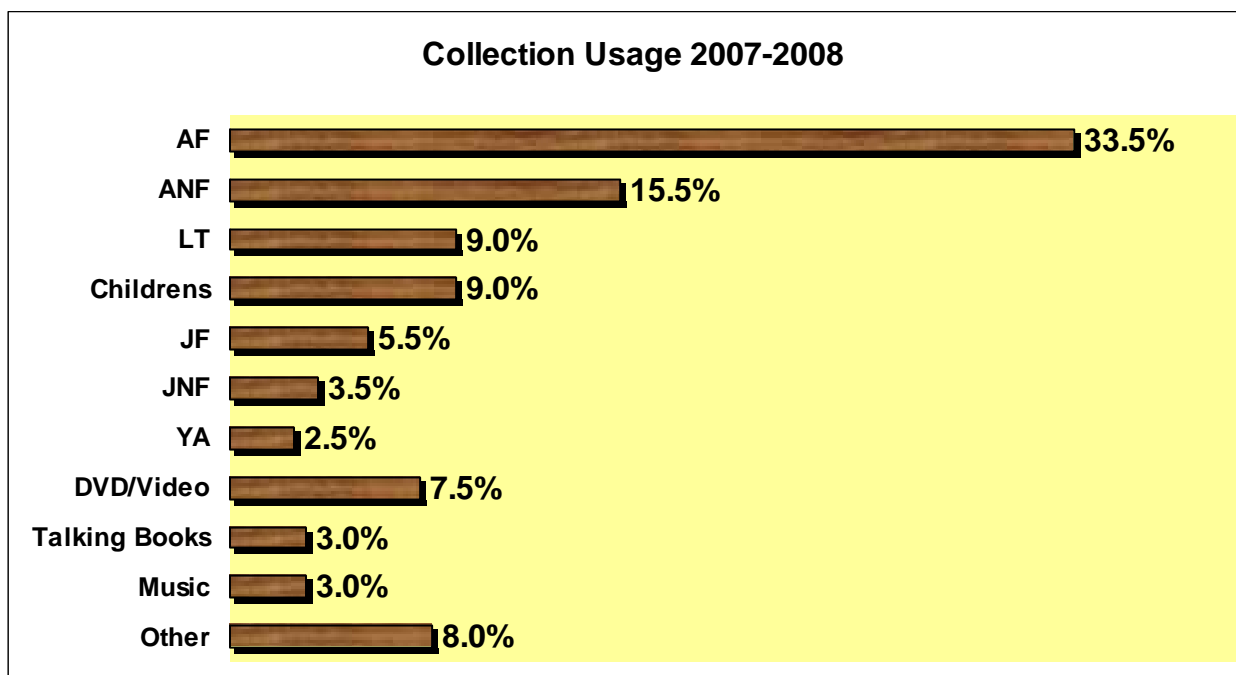
Disclaimer

While every care has been taken in the compilation of this bulletin there may be inconsistencies due the impact of Local Government reform, including loss or unavailability of data and the requirement to use estimates where necessary. Certain per capita measures should be viewed with caution, particularly where new or changed local councils have had large population increases or decreases (i.e. Logan City, Scenic Rim Regional and Gold Coast City councils). It is also probable that a number of Key Indicators have been affected during the merging of library systems, including acquisitions, membership, stock, and transaction based indicators. It is unlikely that a comprehensive and quality controlled data set will be available for state-wide benchmarking purposes until the 2009-2010 bulletin.

Queensland Public Libraries Statistical Bulletin 2007-08

Summary of new Key Indicators for 2007-2008:

- 55 library services (92%) participated in SLQ facilitated programs, including the Big Book Club, the Little Big Book Club, OPAL training courses and Picture Queensland.
- 47 library services (78%) provided access to information services for Aboriginal people and Torres Strait Islanders.
- Public libraries provided additional community services, including: home library services to 5,367 members; supplied 541 nursing homes, retirement villages and hospitals with resources; and provided training in Internet or computer instruction to 20,866 people.
- 85% of all public access computers utilize a broadband connection.
- Collection Usage measurements are summarized in the graph below. *Please note, Young Adult resources are grouped together as non-fiction usage is less than 0.5% of the total.*



Queensland Public Libraries Statistical Bulletin 2007-08

	2007-2008	2006-2007	%'age increase or decrease
Expenditure			
Total Expenditure	\$180,590,165	\$167,338,164	+7.92%
Operating Expenditure	\$134,826,489	\$125,150,867	+7.73%
Operating costs per capita	\$33.41	\$31.83	+4.96%
Collections ¹	\$25,480,956	\$22,781,451	+11.85%
Collection exp. per capita	\$6.31	\$5.79	+5.5%
Stock			
Total Stock	7,882,025	7,742,471	+1.80%
Lending Stock	7,507,857	7,316,346	+2.62%
New Acquisitions	1,020,109	860,190	+7.16%
Membership			
Total members	1,973,338 (49% of pop.)	1,945,793 (50% of pop.)	
New Members	286,869		

¹ 2007-08 figure includes grant funds expended by SLQ for CLS library collections.

Queensland Public Libraries Statistical Bulletin 2007-08

	2007-2008	2006-2007	%'age increase or decrease
--	-----------	-----------	----------------------------

Issues / Reserves / Visits				
Total Issues ²	39,869,017	40,168,087		-0.74%
Reservations	2,988,754	3,531,322		-15.36%
Visits	18,640,648	18,755,774		-0.61%
Reference Enquiries	1,745,706	1,766,363		-1.17%
Issues per capita	9.88	10.22		-3.33%

Services				
Opening Hours per week ³	10,036	9,912		+1.25%
Internet or computer training	20,866			
Home library service clients	5,367			

Staffing				
Total FTE	1,374.05	1354.45		+1.45%

Technology				
Public Access pcs	2,196	2,146		+2.33%
Internet pcs	1,615	1,781		-9.32%

² Total Issues defined as the number of items loaned and renewed.

³ Opening Hours Includes Facilities <6 hours and Mobile Library operating hours.

Charges - General (2007-08)

Lib Type	Local Government	EXTERNAL interlibrary loan fees passed on to users	INTERNAL ILL fee payable by users	Information / research service fee	Membership card replacement fee	Reservation placement fee	Overdue fees	Processing / administrative fees
CLS	Balonne	No	No	No	No	No	No	No
IND/CLS	Banana	Yes - \$13.20 when charged	Yes - \$2.90	No	Yes - \$2.40	No	Yes - \$0.05 per item per day, to a maximum of \$2.00 per item	Yes - \$6.90 processing fee for lost and damaged books
CLS	Barcaldine	No	No	No	No	No	No	No
CLS	Barcoo	No	No	No	No	No	No	No
CLS	Blackall-Tambo	No	No	No	No	No	Yes - \$2.00 per item/week	No
CLS	Boulia	No	No	No	No	No	No	No
IND	Brisbane	Yes - \$13.20 Inter-library document delivery where Council incurs core fee, \$19.80 priority, \$26.40 Rush & \$39.60 Express	Yes - \$0.55 per item per reservation / hold	Yes - \$44.80 per search	Yes - \$3.60	Yes - \$0.55 per item per reservation / hold	Yes - \$0.30 per item per day, charge will not exceed the value of the item as registered on the database	Yes - Charge for lost or damaged library item or material, will be value of item plus admin costs
CLS	Bulloo	No	No	No	No	No	No	No
IND/CLS	Bundaberg	Yes - as charged by lending library	No	No	Yes - \$2.20	No	Yes - \$0.10 per day, after six days grace	No
IND	Burdekin	No	No	No	Yes	No	No	Yes
CLS	Burke	No	No	No	No	No	No	No
IND/CLS	Cairns	Yes - ILL fee from charging libraries	No	No	Yes - \$6.50	No	Yes - \$1.20 per overdue notice, \$2.20 for overdue Hot speed read	Yes - \$14.00 lost book fee/ replacement fee
CLS	Carpentaria	No	No	No	No	No	No	No
IND/CLS	Cassowary Coast	Yes - (Johnstone Shire) Exact charge passed on	No	No	Yes - \$2.00	No	No	No
CLS	Central Highlands	No	No	No	No	No	No	Yes - \$10.00 fee
CLS	Charters Towers	Yes - fees from other libraries passed on	No	No	Yes - \$2.00	No	Yes - \$0.10 per item per day from 2nd overdue notice.	No
CLS	Cloncurry	No	No	No	No	No	No	No
CLS	Cook	No	No	No	Yes - \$3.00	No	Yes - \$1.00 per item on issue of 2nd overdue notice and 3rd overdue	No
CLS	Croydon	No	No	No	No	No	No	No
IND/CLS	Dalby	Yes	Yes - \$1.00 per item	No	Yes - \$3.30	Yes - \$1.00 per item	Yes - \$1.00	No
CLS	Diamantina	No	No	No	No	No	No	No
CLS	Etheridge	No	No	No	No	No	No	No
CLS	Flinders	No	No	No	No	No	No	No
IND/CLS	Fraser Coast	Yes - \$13.20 or as charged by other libraries	No	No	Yes - (Hervey Bay) \$2.50, (Maryborough) \$3.00	Yes - (Hervey Bay) \$0.50	Yes - (Hervey Bay) \$0.10 per day community items after 5 day grace period. \$0.50 per day USQ items	Yes - (Hervey Bay) \$6 Administration fee on replacement items
IND/CLS	Gladstone	Yes	No	No	Yes	No	No	No
IND	Gold Coast	No	No	No	Yes - \$3.00 per card. No fee for stolen cards	No	No	No
CLS	Goondiwindi	No	No	No	No	No	No	No
IND/CLS	Gympie	Yes	Yes - \$1.00	No	Yes - \$4.00	Yes - \$0.60	Yes - \$1.00	Yes - \$5.00
IND	Hinchinbrook	Yes - Fee to equal only what is charged by other library	No	Yes - Local History \$5.00	No	No	Yes - \$0.05 per item per day	No
IND	Ipswich	Yes	Yes - \$0.60 per item	Yes - research/consultancy \$70.00/hr	Yes - \$3.00	Yes - \$0.60	Yes - \$0.10 item/per day	Yes - \$5.35 per item
CLS	Isaac			No	No	No	No	Yes - \$10.00 per account
IND/CLS	Lockyer Valley	Yes	No	No	No	No	No	Yes - \$5.00 per invoice
IND	Logan	Yes - standard fee	No	No	Yes - \$2.20	No	No	No
CLS	Longreach	No	No	No	Yes - \$2.00	No	No	No
IND/CLS	Mackay	Yes	Yes - \$1.60 per item	Yes - \$35.00	Yes - \$4.00 per card	Yes - \$0.75 per item / \$1.60 per Inter Library Loan	Yes - \$0.10 per item per day after the first overdue notice (issued on the 7th day overdue)	Yes - \$5 fee for replacement CD/DVD case
CLS	McKinlay	No	No	No	No	No	No	No

Charges - General (2007-08)

Lib Type	Local Government	EXTERNAL interlibrary loan fees passed on to users	INTERNAL ILL fee payable by users	Information / research service fee	Membership card replacement fee	Reservation placement fee	Overdue fees	Processing / administrative fees
IND	Moreton Bay	Yes	Yes - (Pine Rivers) \$0.60	No	Yes - (Pine Rivers) \$2.20, (Redcliffe) \$2.30	Yes - (Pine Rivers) \$0.60	Yes - (Pine Rivers) \$0.10 per day per item after three day grace period	Yes - (Pine Rivers) \$11.00, (Redcliffe) \$6.00
CLS	Mornington	No	No	No	No	No	No	No
IND	Mount Isa	Yes	No	No	Yes - \$2.00	No	Yes - \$1.00 per item per day after 14 days overdue	Yes - \$11.00 per item
CLS	Murweh	No	No	No	Yes - \$2.20	No	No	No
CLS	North Burnett	No	No	No	No	No	No	No
CLS	Paroo	No	No	No	No	No	Yes - If after third overdue notice the replacement cost is charged.	No
CLS	Quilpie	No	No	No	No	No	No	No
IND	Redland	No	No	No	No	No	No	Yes - Damaged items
CLS	Richmond	No	No	No	No	No	No	No
IND/CLS	Rockhampton	Yes - fee as charged by lending library	No	Yes - (Rockhampton) \$46.75 per hour Family History & Local Studies (applies after first hour)	Yes - (Mt Morgan) \$3.30, (Rockhampton) \$5.00, (Livingstone) \$2.20	No	Yes - (Livingstone) 10c day per item; fine cap per borrower \$5, (Rockhampton) \$0.05 per item per day (2 day grace period)	Yes - (Rockhampton) \$7.00
CLS	Roma	No	No	No	No	No	No	No
IND/CLS	Scenic Rim	Yes	No	No	Yes - \$2.50	No	No	Yes - \$1.00 per notice
CLS	Somerset	No	No	No	Yes - \$4.00	No	No	No
IND/CLS	South Burnett	Yes - Ill fee & return postage	Yes	No	Yes - varies from \$2.00, \$2.50 and \$5.00 for 3rd card	No	Yes - \$0.20 per item per working day	Yes - \$16.50 admin fee for issuing invoice on 3rd overdue
IND/CLS	Southern Downs	Yes - University/special libraries, if charged by them	Yes - (Warwick) \$2.20	No	Yes - (Stanthorpe) \$2.00; (Warwick) \$2.20	No	Yes - (Stanthorpe) \$3.00 per notice	Yes - (Stanthorpe) \$5.00 for lost/damaged items
IND	Sunshine Coast	Yes	No	No - charges for printing	Yes - \$3.00	No	No	Yes - \$5.00
IND/CLS	Tablelands	Yes - fee as charged by lending library	No	No	Yes - \$2.50	No	Yes - \$0.10 per item per day after 15 days	Yes - Long overdue fee \$11.00, Processing fee for lost/damaged item \$16.50
IND/CLS	Toowoomba	Yes	No	No	Yes - \$1.00	No	No	Yes - \$22.00 for debt collection
CLS	Torres SC	No	No	No	No	No	No	yes - \$6.60 admin fee for lost books passed from PLS
IND	Townsville	Yes - first 5 free to customer, then charged	No	No	Yes - \$2.00	No	No	No
CLS	Weipa	No	No	No	No	No	No	No
IND	Whitsunday	Yes - items borrowed from universities or the national library	No	No	Yes - \$3.30	No	Yes - (Whitsunday Shire) \$0.10 per day after first overdue notice issued on 5th day overdue DVD's / Vid \$1.00 per day; (Bowen Shire) \$0.05 per item per day (issued on the 7th day overdue).	Yes
CLS	Winton	No	No	No	No	No	No	No
CLS	Yarrabah	Yes	No	No	No	No	No	Yes

Charges - General (2007-08)

Lib Type	Local Government	Photocopies fees	Fax transmission fee	Computer / Internet USE charges	Computer / Internet PRINTING charges	Other charges / fees
CLS	Balonne	Yes - \$0.40 per copy/\$0.35 own paper per copy	No	Yes - \$1.65 15min internet/\$2.20 30min internet/\$4.40 1hr internet	Yes - \$0.20 per print/\$0.15 own paper per print	
IND/CLS	Banana	Yes - \$0.20 A4, \$0.40 A3	Yes - \$1.00 first page, \$0.50 each page thereafter	Yes - \$1.60 per half hour	Yes - \$0.30 per page	Yes - scanning, laminating, minor repairs
CLS	Barcardine	Yes - \$0.30 B&W, \$1.15 colour	Yes - \$1.50 per page	Yes - \$1.50 per half hour, \$3.00 per hour	Yes - \$0.30 B&W, \$1.15 colour	Yes - library bags, disks, lost books
CLS	Barcoo	Yes - \$1.00 colour, \$0.20 A4 B&W, \$0.30 A3 B&W	Yes - \$2.00 for up to 4 pages, \$0.20 per page thereafter	No	Yes - \$2.00 for up to 4 pages, \$0.20 per page thereafter	Yes - laminating A3 \$3.00, A4 \$2.00
CLS	Blackall-Tambo	Yes - \$0.45 per page	Yes - \$3.50	Yes - \$2.50 / hour	Yes - \$2.30 colour page / \$0.60 B&W	
CLS	Boulia	Yes	Yes	Yes	Yes	Yes
IND	Brisbane	Yes - A4 B&W \$0.20, A3, B&W \$0.30, A4 colour \$1.25, A3 colour \$2.00	Not Offered	No	Yes - A4 B&W \$0.20, A3, B&W \$0.30, A4 colour \$1.25, A3 colour \$2.00	Yes - meeting room hire fees
CLS	Bulloo	Yes - \$0.20 A4, \$0.40 A3	No	Yes - \$2.70 per half hour, \$4.40 per hour	Yes - Colour \$0.50 per page, B&W \$0.20 per page	
IND/CLS	Bundaberg	Yes - \$0.20 per page A4, \$0.50 per page A3	No	No	Yes - \$0.20 per page, \$1.00 per page colour	
IND	Burdekin	Yes	No	Yes	Yes	
CLS	Burke	Yes - \$1.10 first page, \$0.22 each page after	Yes - \$1.10 first page, \$0.22 each page after	Yes - \$1.10 per 20 mins	Yes - \$1.10 first page, \$0.22 each page after	No
IND/CLS	Cairns	Yes - \$0.20 A4, \$0.50 A3	No	Yes - \$4.00 an hour non members	Yes - \$0.60	Yes - Hot Speed Reads \$4 10 day loan, no renewal, coffee machine \$2.50, meeting room booking fees \$18 per use, \$26 for 5 sessions
CLS	Carpentaria	Yes - \$0.40 per page	Yes - \$4.00 per page	Yes - \$2.50 per 20 mins	Yes - \$0.40 per page	Yes - laminating
IND/CLS	Cassowary Coast	Yes - (Cardwell Shire) \$0.30 per page + GST; (Johnstone Shire) \$0.20 per A4 page, \$0.40 per A3 page	Yes - (Cardwell Shire) \$1.50 per page	Yes - (Cardwell Shire) \$5.00 per hour; (Johnstone Shire) \$4.00 per hour, \$2.00 per 30 mins, \$1.00 per 15 mins	Yes - (Cardwell Shire) \$0.30 per page + GST bw, \$0.55 +GST colour; (Johnstone Shire) \$0.20 B&W A4 page, \$0.50 colour A4 page	Yes - (Cardwell Shire) \$2.50 for floppy disc to use in library
CLS	Central Highlands	Yes - \$0.20 B&W, \$1.00 colour	Yes - \$3.00 first page, \$1.00 each page after	Yes - \$2.00 per half hour	Yes - \$0.20 per page	No
CLS	Charters Towers	Yes - A4 copy \$0.35 - double-sided \$0.45; A3 copy \$0.55 - double-sided \$0.65	Not Offered	Yes - \$2.50 per half hour; \$5.00 per hour	Yes - Text only b&w \$0.35, colour \$0.55; text + up to 2x1' graphics b&w \$0.55, colour \$0.75; graphic images b&w \$1.00, colour \$1.30	No
CLS	Cloncurry	Yes - \$0.50 per A4 sheet	Not Offered	Yes - \$2.50 per half hour (Internet only)	Yes - \$0.50 per A4 sheet	Yes - Laminating
CLS	Cook	Yes - \$0.25 per A4, \$0.50 per A3	Yes - first page \$2.20 2nd and subsequent pages \$1.10	Yes - visitors \$4.60 per hour, library members \$3.20 per hour	Yes - \$0.25 per A4 B&W only	Yes - laminating A4 \$0.80, A3 \$1.60
CLS	Croydon	No	No	No	No	No
IND/CLS	Dalby	Yes - \$0.20 B&W, \$1.00 half or \$2.00 full colour	Yes - \$0.50	No	Yes - \$0.20 B&W, \$1.00 half or \$2.00 full colour	Yes - subscription fee for some members
CLS	Diamantina	Yes - \$0.25 per sheet	Yes - \$5.70	Yes - \$8.00 per hour	No	
CLS	Etheridge	Yes - \$0.50 then a slidign scale applied	Yes - \$2.40 first page then \$0.90 per page, \$1.00 for each incoming page	Yes - \$1.00 per 30 mins, Locals \$3.00 per 30 mis, Tourist no charge for typing documents	Yes - \$0.25 B&W \$0.50 colour per page	Yes - Laminating A4 \$3.00 A3 \$4.00 per page
CLS	Flinders	Yes - \$0.25	Yes - \$4.00 first page, \$1.00 per additional page	Yes - \$3.00 per hour	Yes - \$0.45	Yes - laminating A3 \$3.00, A4 \$2.00
IND/CLS	Fraser Coast	Yes - (Hervey Bay) \$0.20 per b/w copy; (Maryborough) \$0.10 per A4, \$0.20 per A3; (Tiaro) \$0.20 per A4 copy & \$0.30 per A3 copy	Not Offered	Yes - (Hervey Bay) \$1/hr members \$3/hr non-members. Free 15min xpress. Free research; (Maryborough) \$3.30 per hour	Yes - (Hervey Bay) \$0.20 b/w, \$1 colour, \$2.50 lge graphics; (Maryborough) \$0.20 per page; (Tiaro) \$0.20 B&W, \$0.50 colour	Yes - (Hervey Bay) Childrens activities \$2.00/session; (Tiaro) \$2.00 for library bags
IND/CLS	Gladstone	Yes - \$0.20 A4, \$0.40 A3	Yes	No	Yes - \$0.20 A4, \$0.40 A3	
IND	Gold Coast	Yes - \$0.10 per page	No	No	Yes - \$0.20 per page	Yes - Lost/Damaged items - sliding scale of charges/replacement costs.
CLS	Goondiwindi	Yes - (Goondiwindi) \$0.20 per sheet, (Inglewood) \$0.15 per sheet	Yes - (Inglewood) \$1.10(Qld) \$2.20 interstate	Yes - (Goondiwindi) \$1.10 x 15mins; (Inglewood) \$6ph, \$ 1x 10mins	Yes - (Goondiwindi) \$0.25 per page; (Inglewood) Texas \$0.15 per page	
IND/CLS	Gympie	Yes - A4 Black & White = \$0.20 page, A3 = \$0.40 page, A4 Colour = \$1.00 page, A3 Colour = \$2.00 page	No	No	Yes - \$0.20 per page	Yes - A3 Digital Scanning = \$19.20, A4 Digital Scanning = \$17.30, Digital Print \$18.25
IND	Hinchinbrook	Yes - A4 B/W \$0.22, A3 B&W \$0.45, A4 Colour \$2.00, A3 Colour \$2.50	Not Offered	No	Yes - \$0.22 B&W, \$1.65 Colour	
IND	Ipswich	Yes - B&W a4 \$0.25; colour A4 \$2.40	Yes - 1st page \$2.00/\$1.00/page	Yes - \$2.00/half hour; library member \$1.00/half hour, ref access free	Yes - 10 pages free/half hr; \$0.20/page B&W, \$2.40 colour	Yes - floppy disc or CD \$2.00
CLS	Isaac	Yes	Yes - \$3.30 First page, \$1.10 following pages	Yes - \$2.00 half hour, \$3.00 per hour	Yes - \$0.20 B&W or \$1.00 - \$3.00 colour	Yes - laminating \$0.50 - \$3.00
IND/CLS	Lockyer Valley	Yes - \$0.20 B&W copies, \$0.50 colour	Yes - \$2.00 for the 1st page, \$1.00 for additional pages	No	Yes - \$0.20 B&W copies, \$0.50 colour	Yes - Laminating - \$0.50 ID, \$1.00 A5, \$1.50 A4, \$2.00 A3; Library Bags \$2.00
IND	Logan	Yes - A4 \$0.20 B&W / \$0.05 with a card, A3 \$0.30 B&W / \$0.10 with a card, Colour A4 \$2.00; A3 \$4.00	Yes - Local: \$1.00 per page, STD: \$2.00 for the first page and \$1.00 per extra page. ISD: \$5.00 for the first page and \$1.00 per extra page	No	Yes - A4 \$0.20 B&W / \$0.05 with a card, A3 \$0.30 B&W / \$0.10 with a card, Colour A4 \$2.00; A3 \$4.00	No
CLS	Longreach	Yes \$0.45 per page	Yes - \$2.00 first page, \$0.50 additional pages	Yes - \$2.00 per 30 mins, students \$1.00 per half hour	Yes - \$0.20 B&W, \$0.50 colour	
IND/CLS	Mackay	Yes - \$0.20 per A4 copy, \$0.40 per A3 copy	Yes - available at selected branches only	Yes - \$3.00 per half hour for non-members	Yes - \$0.20 per page	Yes - Quick Reads \$3.00 per loan
CLS	McKinlay	Yes	Yes	Yes	Yes	No

Charges - General (2007-08)

Lib Type	Local Government	Photocopies fees	Fax transmission fee	Computer / Internet USE charges	Computer / Internet PRINTING charges	Other charges / fees
		Yes - (Pine Rivers) Items for copying scanned and printed via multifunction machines. Fees as per printing, (Redcliffe) \$0.20 B&W A4, \$0.40 A3	Not Offered	Yes - (Pine Rivers) \$2.00 per 30 min. Internet access only, (Redcliffe) \$4.00 per hour	Yes - (Pine Rivers) B&W A4 \$0.10, A3 \$0.20. Colour A4 \$0.30 A3 \$0.60; (Redcliffe) B&W A4 \$0.20c, A3 \$0.40c	Yes - Meeting room fees
IND	Moreton Bay					
CLS	Mornington	No	Not Offered	n/a	n/a	n/a
				Yes - Free for members; Non-members charged (\$6.00 per hour, \$3.00 per 30 minutes, \$2.00 per 15 minutes)	Yes - \$0.30 per B&W page, \$0.60 per colour page	
IND	Mount Isa	Yes - \$0.20 A4, \$0.40 A3	No	Yes	Yes - \$0.30	Yes - collour printing varies up to \$4.00
CLS	Murweh	Yes - \$0.30	Not Offered			
		Yes - varies from \$0.10/A4, \$0.20/A3 to \$0.15 per page with a minimum charge of \$1.00	Yes - varies from \$1.00 for Qld, \$3.00 for other areas to \$2.00 for transmission and \$1.00 for receipt	Yes - varies	Yes - varies from \$0.10/A4, \$0.20/A3 to \$0.15 per page with a minimum charge of \$1.00	
CLS	North Burnett					
CLS	Paroo	Yes - \$0.55 per copy	Yes - \$3.00 first page then 55c per each page after	Yes - \$3.20 per hour	Yes - \$0.55 per page	Yes - Laminating \$1.75/page scanning and emailing for public \$1.00 per page
CLS	Quilpie	No	Yes - \$3.00	Yes - \$4.00 per hour	Yes - \$0.60 B&W, \$0.75 colour	
		Yes - \$0.20/page B&W, \$2.00/page colour	No	No	Yes - \$0.20/page B&W, \$2.00/page colour	
IND	Redland					
CLS	Richmond	Yes - \$1.70 colour, \$0.70 B&W	Not Offered	Yes - \$2.50 for 15 mins, \$3.00 for 30 mins.	Yes - \$1.70 colour, \$0.70 B&W	No
		Yes - (Mt Morgan) \$0.25 per A4, \$0.45 per A3; (Livingstone) \$0.20 A4; (Rockhampton) A4 B&W \$0.20, A3 B&W \$0.40, A4 colour \$1.00, A3 colour \$3.00.	Yes - (Rockhampton) \$1.65 first page, \$1.20 each page thereafter	Yes - (Mt Morgan) \$2.10 per hour	Yes - (Mt Morgan) \$0.25 per A4, \$0.45 per A3; (Livingstone) \$0.20 A4; (Rockhampton) A4 B&W \$0.20, A3 B&W \$0.40, A4 colour \$1.00, A3 colour \$3.00.	Yes - (Livingstone) \$0.50 fee to borrow without card (alternative ID); (Rockhampton) \$1.10 per half hour scanner &/or Word processing
IND/CLS	Rockhampton					
CLS	Roma	Yes - \$0.20 B&W A4	Yes - varies from \$0.50 per page to \$2.50 per page	Yes - Varies up to \$4.00 per hour, \$2.50 per half hour	Yes - varies form \$0.20 per page to \$0.50 per 6 pages B&W	Yes- Laminating A4 \$2.00, A3 \$4.00
IND/CLS	Scenic Rim	Yes - \$0.10 A4, \$0.20 A3	Not Offered	No	Yes - \$0.10 per page A4	
CLS	Somerset	Yes - 1 free copy, then \$1.10 for multiples of 5	Yes- \$5.50 per page	Yes - \$2.20 per hour	1 free copy, then \$1.10 for multiples of 5, \$2.20 for colour	Yes - \$2.20 blank cd or floppy disk
		Yes - \$0.20/cop B&W, \$0.50/copy colour, \$2.00/copy colour prints	Yes - \$2.20 first page, \$1.00 each subsequent page	Yes - varies	Yes - \$0.20/cop B&W, \$0.50/copy colour, \$2.00/copy colour prints	Replacement cost of items lost or damaged beyond repair
IND/CLS	South Burnett					
IND/CLS	Southern Downs	Yes - (Stanthorpe) A4 \$0.20, A3 \$0.40, colour \$3.00; (Warwick) \$0.20 per page	Yes - (Stanthorpe) \$1 first page and \$0.50 for each page after; (Warwick) \$2.10 per page (max \$10.50)	Yes - (Stanthorpe) \$2.50 for 30mins internet use; (Warwick) \$1.45 per quarter hour	Yes - \$0.20 per page (A4)	Yes - (Warwick) lost/damaged items at cost
		Yes - \$0.20 A4, \$0.40 A3	Yes - dependent on area faxed to; \$1.00 per page for all incoming faxes	No	Yes \$0.20 A4 B&W, \$1.00 A4 colour	Yes - refer to website for full schedule www.sunshinecoast.qld.gov.au
IND	Sunshine Coast					
IND/CLS	Tablelands	Yes - \$0.20/page B&W, \$0.40 /page A3, \$1.50/page colour A4	Not Offered	Yes - Internet \$3/hr members \$3.50/1/2 hr or \$6/hr non members	Yes - \$0.20/page B&W, \$0.40 /page A3, \$1.50/page colour A4	Yes - \$10 for lost/damaged CD/DVD covers and cases
IND/CLS	Toowoomba	Yes - \$0.20 B&W	Yes - where service available	No	Yes - \$0.20 B&W, \$2.00 colour	
CLS	Torres SC	Yes - \$0.60 per page	Yes - \$2.00 for first page & \$1.00 for every subsequent page	Yes - \$2.60 per hour	Yes - \$0.60 per page	
				Yes - Non-members at Aitkenvale & Flinders Mall	Yes - \$0.20 per page	Yes - Meeting room hire; publications; lost/damaged; photographic reproductions; library bags microfilm prints; OHP transparencies
IND	Townsville	Yes - \$0.20 per page	Not Offered			
CLS	Weipa	Yes	Not Offered	Yes	Yes	No
		Yes - \$0.20 per page A4/A5 color \$0.50	Yes - Within Aus.: \$1.35 for first page, \$0.70 each other & International \$3.30 first page, \$1.10 each other.	Yes - \$2.75 per half hour if not a member of R & R club or S.O.S. club (Whitsunday Shire); \$4.00 per hour (min. 1 hr) for non-resident. Free for 1 hr for resident. (Bowen Shire)	Yes - \$0.20 per page A4/A5 color \$0.50 (Whitsunday Shire); \$0.20 per sheet for all (Bowen Shire)	Yes - Damages \$2.60 (minor) \$8.25 (Medium)
IND	Whitsunday					
CLS	Winton	Yes - \$0.20 A4, \$0.30 A3	Yes	Yes - computer no charge, Internet \$3.00 per hour	Yes - B&W \$0.20, colour \$2.00	
CLS	Yarrabah	No	Not Offered	No	No	No

Charges - Membership (2007-08)

Lib Type	Local Government	Non refundable FEE for ALL non resident memberships	Refundable DEPOSIT for ALL non resident memberships	Refundable DEPOSIT for SOME non resident memberships (eg temporary non-residents, non-residents not on Electoral roll)	Refundable DEPOSIT for SOME resident memberships (eg temporary residents, residents not on Electoral roll)
CLS	Balonne	No	Yes - \$30 Refundable Deposit after all items have been returned	No	No
IND/CLS	Banana	No	Yes - \$30.00	No	No
CLS	Barcaldine	No	Yes - \$120.00 limit of 3 items	No	No
CLS	Barcoo	No	No	No	No
CLS	Blackall-Tambo	No	Yes - \$30.00 refundable deposit	Yes - \$30.00 refundable deposit	Yes - \$30.00 refundable deposit
CLS	Boulia	No	No	No	No
IND	Brisbane	No	No	No	No
CLS	Bulloo	No	No	No	No
IND/CLS	Bundaberg	Yes - \$55.00 per borrower annually	No	Yes - \$50.00	Yes - \$50.00
IND	Burdekin	No	No	No	No
CLS	Burke	No	No	No	No
IND/CLS	Cairns	Yes - \$25.00 (non-resident = interstate & overseas visitors) All Qld is regarded as reciprocal	No	No	No
CLS	Carpentaria	No	Yes - \$30.00 refundable deposit to all members	Yes	Yes
IND/CLS	Cassowary Coast	No	Yes - \$50.00 (Cardwell Shire)	Yes - (Johnstone Shire) \$20.00 for visitors	Yes - (Johnstone Shire) \$20 for residents without proof of permanent residency
CLS	Central Highlands	No	Yes - \$40 Temp Individuals/\$60 Temp Families	No	No
CLS	Charters Towers	Yes - Administration fee: single \$3.00; Family \$6.00	Yes - Single \$32.00; Family \$53.00	No	No
CLS	Cloncurry	No	Yes - \$50.00	No	No
CLS	Cook	No	Yes - \$55.00 refundable membership fee	No	No
CLS	Croydon	No	No	No	No
IND/CLS	Dalby	No	No	Yes - Temporary residents pay refundable deposit	Yes - Clients from non recip. Shires are charged a fee
CLS	Diamantina	No	No	No	No
CLS	Etheridge	No	Yes - \$33.00	No	No
CLS	Flinders	No	Yes - \$35.00	No	No
IND/CLS	Fraser Coast	Yes - (Hervey Bay) \$20 - stays active if used within 24 months	No	Yes - (Maryborough) Visitors \$30.00 per person	No
IND/CLS	Gladstone	No	No	Yes - \$50 per individual, \$100 per family deposit if not rate-payer or on electoral roll	Yes - \$50 per individual, \$100 per family deposit if not rate-payer or on electoral roll
IND	Gold Coast	No	No	No	No
CLS	Goondiwindi	No	No	Yes - \$20.00 refundable deposit	Yes - \$20.00 refundable deposit
IND/CLS	Gympie	No	No	No	No
IND	Hinchinbrook	No	No	No	No
IND	Ipswich	No	No	No	No
CLS	Isaac	Yes - \$40.00 single or \$60.00 for family	No	No	No
IND/CLS	Lockyer Valley	No	No	Yes - \$35.00 refundable deposit	Yes - \$35.00 refundable deposit
IND	Logan	No	No	Yes - \$15.00 for temporary non-residents	Yes - \$15.00 for temporary residents
CLS	Longreach	No	Yes - \$37.00	Yes	Yes
IND/CLS	Mackay	No	No	No	Yes - \$25.00 per temporary member
CLS	McKinlay	No	Yes	No	Yes - refundable deposit
IND	Moreton Bay	No - (Redcliffe) \$22.00 non-refundable fee for visitors only	Yes - (Pine Rivers) \$55.00	Yes - (Redcliffe) \$63.00 deposit, \$8.40 administration fee for visitors who are not reciprocal borrowers	Yes - (Redcliffe) \$63.00 deposit, \$8.40 administration fee for temporary residents who are not reciprocal borrowers
CLS	Mornington	No	No	No	No
IND	Mount Isa	No	No	No	No
CLS	Murweh	No	No	No	No
CLS	North Burnett	No	Yes - varies from \$50.00 deposit to \$55.00 membership with 3 item limit	Yes - varies from \$50.00 deposit to \$55.00 membership with 3 item limit	Yes - varies from \$50.00 deposit to \$55.00 membership with 3 item limit
CLS	Paroo	No	Yes - Refundable membership fee of \$30.00 refunded on return of all books	No	No

Charges - Membership (2007-08)

Lib Type	Local Government	Non refundable FEE for ALL non resident memberships	Refundable DEPOSIT for ALL non resident memberships	Refundable DEPOSIT for SOME non resident memberships (eg temporary non-residents, non-residents not on Electoral roll)	Refundable DEPOSIT for SOME resident memberships (eg temporary residents, residents not on Electoral roll)
CLS	Quilpie	No	No	No	No
IND	Redland	No	No	No	No
CLS	Richmond	No	No	No	No
IND/CLS	Rockhampton	Yes - (Rockhampton) Individual \$54.00, Family \$80.00	Yes - (Livingstone) \$30.00	No	Yes - (Mt Morgan) \$30.00 Fully refundable deposit for temporary membership; (Rockhampton) \$38.00
CLS	Roma	No	No	No	No
IND/CLS	Scenic Rim	No	No	Yes - temporary non-residents only	No
CLS	Somerset	Yes - \$85.00	Yes - \$85.00	Yes - \$85.00	No
IND/CLS	South Burnett	No	No	No	No
IND/CLS	Southern Downs	No	No	Yes - (Stanthorpe) \$40 is charged and \$35 refunded; (Warwick) refundable when leave area, if all items returned in good order	Yes - (Stanthorpe) \$40 is charged and \$35 refunded; (Warwick) \$22.00 - refunded with proof of address in shire
IND	Sunshine Coast	No - Free membership with appropriate identification			
IND/CLS	Tablelands	Yes - \$25.00	Yes - \$50.00 refundable deposit	No	No
IND/CLS	Toowoomba	No	No	Yes - Deposit charged for non Queensland residents	No
CLS	Torres SC	No	No	No	No
IND	Townsville	No	Yes - Aitkenvale & Flinders Mall branches only	No	No
CLS	Weipa	No	No	No	No
IND	Whitsunday	No	Yes - \$50 refunded after twelve months or when non resident leaves the area	No	No
CLS	Winton	No	No	Yes - \$50.00	Yes
CLS	Yarrabah	No	No	No	No

Facilities (2007-08)

Lib Type	Library Name:	Council Type	Pop.	Local Govt Area sq.km.	No Lib.	Opening Hours/week	Mobiles			Open Saturday	Open Sunday	Total Floor Space m ²	Public Access Space m ²	Shared Council Facilities	Multi Use Facilities	Meeting Rooms	Meeting Room Fees
							No.	No. Stops	Operat. Hours								
CLS	Balonne	Shire Council	5,668	31,144	5												
	Bollon					7:00			No	No			No	No	No		
	Dirranbandi					16:00			No	No			No	No	No		
	Hebel					6:00			No	No			No	No	No		
	St George					23:30			Yes	No			No	No	No		
	Thallon					6:00			No	No			No	No	No		
IND / CLS	Banana	Shire Council	15,942	28,577	4		1										
	Mobile							13	22:15	No	No						
	Bilcoela					48:00			Yes	No			No	No	No		
	Moura					13:00			Yes	No			No	No	No		
	Taroom					18:30			No	No			No	No	No		
	Theodore					7:00			Yes	No			No	No	No		
CLS	Barcaldine	Regional Council	3,563	53,677	5												
	Alpha					12:00			No	No			No	No	No		
	Aramac					32:00			Yes	No	77.00	77.00	No	No	Yes	No	
	Barcaldine					18:00			No	No			No	No	Yes	No	
	Jericho					6:00			No	No	19.70	19.70	Yes	No	No		
	Muttaborra					32:00			Yes	No	78.00	78.00	Yes	No	Yes	Yes	
CLS	Barcoo	Shire Council	465	61,974	2												
	Jundah					38:15											
	Windorah					42:30											
CLS	Blackall-Tambo	Regional Council	2,248	30,489	2												
	Blackall					25:00			Yes	No	25.00		No	No	No	No	
	Tambo					15:00			No	No	980.00	620.00	Yes	Yes	Yes	No	
CLS	Boulia	Shire Council	555	61,093	1												
	Boulia					32:30			No	No			No	Yes	Yes	No	
IND	Brisbane	City Council	989,152	1,327	32		1										
	Mobile							9	25:15	No	No						
	Annerley					25:00			Yes	No	302.00		No	No	No		
	Ashgrove					49:00			Yes	No	518.00		No	No	Yes	Yes	
	Banyo					29:00			Yes	No	580.00		No	No	No		
	Bracken Ridge					41:00			Yes	No	516.00		No	No	Yes	Yes	
	Brisbane Square					56:00			Yes	Yes	4,000.00		Yes	No	Yes	Yes	
	Bulimba					36:00			Yes	No	405.00		No	No	Yes	Yes	
	Carina					27:00			Yes	No	347.00		No	No	No		
	Carindale					57:00			Yes	Yes	1,560.00		No	No	Yes	Yes	
	Chermside					55:00			Yes	Yes	2,000.00		Yes	No	Yes	Yes	
	Coopers Plains					35:00			Yes	No	668.00		No	No	Yes	Yes	
	Corinda					31:00			Yes	No	226.00		No	No	No		
	Everton Park					32:00			Yes	No	454.00		No	No	No		
	Fairfield					38:00			Yes	No	488.00		No	No	No		
	Garden City					51:00			Yes	Yes	1,500.00		Yes	No	Yes	Yes	
	Grange					35:00			Yes	No	592.00		No	No	Yes	Yes	
	Hamilton					30:00			Yes	No	400.00		No	No	No		
	Holland Park					32:00			Yes	No	572.00		No	No	Yes	Yes	
	Inala					51:00			Yes	No	846.00		Yes	No	No		
	Indooroopilly					61:00			Yes	Yes	1,500.00		Yes	No	Yes	Yes	
	Mitchelton					32:00			Yes	No	535.00		No	No	Yes	Yes	
	Mt Coot-tha					38:00			Yes	Yes	140.00		No	No	No		
	Mt Gravatt					37:00			Yes	No	285.00		No	No	No		
	Mt Ommaney					44:00			Yes	No	1,000.00		No	No	Yes	Yes	
	New Farm					35:00			Yes	No	372.00		No	No	Yes	Yes	
	Nundah					32:00			Yes	No	334.00		No	No	No		
	Sandgate					32:00			Yes	No	326.00		No	No	No		
	Stones Corner					29:00			Yes	No	248.00		No	No	No		
	Sunnybank Hills					53:00			Yes	No	1,680.00		No	No	Yes	Yes	
	Toowong					51:00			Yes	No	1,000.00		No	No	No		
	West End					27:00			Yes	No	144.00		No	No	No		
	Wynnum					52:00			Yes	No	650.00		Yes	No	Yes	Yes	
	Zillmere					32:00			Yes	No	347.00		No	No	No		

Facilities (2007-08)

Lib Type	Library Name:	Council Type	Pop.	Local Govt Area sq.km.	No Lib.	Opening Hours/week	Mobiles			Open Saturday	Open Sunday	Total Floor Space m ²	Public Access Space m ²	Shared Council Facilities	Multi Use Facilities	Meeting Rooms	Meeting Room Fees
							No.	No. Stops	Operat. Hours								
CLS	Bulloo	Shire Council	468	73,805	1												
	Thargomindah					23:00				No	No	75.00	75.00	No	No	No	
IND/ CLS	Bundaberg	Regional Council	86,353	6,451	3												
	Bundaberg					44:00				Yes	No		1,800.00	No	No	No	
	Childers					35:00				Yes	No	29.00	260.00	No	No	No	
	Gin Gin					21:00				Yes	No			No	No	No	
IND	Burdekin	Shire Council	18,911	18,824	2												
	Burdekin (Ayr)					35:00				Yes	No		647.20	No	No	No	
	Home Hill					24:00				Yes	No	113.25	113.25	No	No	No	
CLS	Burke	Shire Council	496	40,126	1												
	Burke					35:00				No	No	20.00	20.00	Yes	Yes	Yes	No
IND/ CLS	Cairns	Regional Council	144,536	4,135	9												
	Mobile																
	Babinda					38:00		4	10:30	No	No						
	City					50:00				Yes	Yes	2,010.00	1,803.00	No	No	Yes	Yes
	Earlville					45:30				Yes	No	886.00	786.00	Yes	No	No	
	Edmonton					38:00				Yes	No	133.00	112.00	No	No	No	
	Gordonvale					43:00				Yes	No	214.00	138.00	No	No	No	
	Manunda					43:00				Yes	No	720.00	560.00	No	No	Yes	Yes
	Mossman					41:30				Yes	No	600.00	530.00	No	No	Yes	
	Smithfield					43:00				Yes	No	929.00	650.00	No	No	No	
	Stratford					38:00				Yes	No	115.00	100.00	No	No	No	
CLS	Carpentaria	Shire Council	2,341	64,381	2												
	Karumba					30:00				Yes	Yes			No	Yes	No	
	Normanton					36:50				Yes	No			Yes	No	Yes	Yes
IND/ CLS	Cassowary Coast	Regional Council	30,578	4,701	4												
	Cardwell					20:00				Yes	No	130.00	125.00	No	No	No	
	Innisfail					45:00				Yes	No	600.00	400.00	No	No	No	
	Tully					35:00				Yes	No	500.00	440.00	No	No	Yes	No
	Wongaling Beach					22:00				Yes	No	170.00	160.00	No	No	No	
CLS	Central Highlands	Regional Council	26,338	59,884	10												
	Blackwater					43:00				Yes	No			No	No	No	
	Bluff					12:00				No	No			No	No	No	
	Capella					16:00				Yes	No			No	No	No	
	Dingo					13:30				No	No	67.50	67.50	No	No	No	
	Duarina					15:45				No	No	170.00	150.00	No	No	No	
	Emerald					43:00				Yes	No			No	No	Yes	No
	Rolleston					40:00				No	No			No	Yes	Yes	No
	Rubyvale (Gemfields)					9:00				Yes	No			No	No	No	
	Springsure					41:00				Yes	No			No	No	No	
	Tieri					17:00				Yes	No	83.30	83.30	Yes	No	Yes	Yes
CLS	Charters Towers	Regional Council	12,330	68,388	1												
	Charters Towers Excelsior Library					38:30				Yes	No		450.00	Yes	No	Yes	
CLS	Cloncurry	Shire Council	3,890	48,112	2												
	Cloncurry					38:00				Yes	No	400.00		No	No	No	
	Dajarra					6:00				No	No			No	No	No	
CLS	Cook	Shire Council	4,157	106,121	3												
	Bloomfield					12:00				Yes	No			No	No	Yes	
	Coen					6:00				No	No			No	Yes	Yes	
	Cooktown					34:45				Yes	No			No	No	Yes	
CLS	Croydon	Shire Council	295	29,581	1												
	Croydon					37:30				No	No		54.00	Yes	No	No	
IND/ CLS	Dalby	Regional Council	30,212	38,039	9												
	Bell					7:00				No	No	50.00	50.00	No	No	No	
	Chinchilla					47:00				Yes	No	400.00	352.00	No	No	Yes	
	Dalby					40:00				Yes	No	440.00	330.00	No	No	No	
	Jandowae					40:00				No	No	375.00	250.00	Yes	Yes	Yes	No
	Meandarra					13:00				No	No			No	No	Yes	No
	Miles					45:30				Yes	No		84.24	Yes	Yes	No	

Facilities (2007-08)

Lib Type	Library Name:	Council Type	Pop.	Local Govt Area sq.km.	No Lib.	Opening Hours/week	Mobiles			Open Saturday	Open Sunday	Total Floor Space m ²	Public Access Space m ²	Shared Council Facilities	Multi Use Facilities	Meeting Rooms	Meeting Room Fees
							No.	No. Stops	Operat. Hours								
	Moonie					30:00				No	No	70.00	70.00	Yes	Yes	Yes	Yes
	Tara					32:50				No	No			No	No	No	
	Wandoan					18:00				No	No			No	No	No	
CLS	Diamantina	Shire Council	305	94,832	2												
	Bedourie					36:20				No	No		41.25	Yes	Yes	No	
	Birdsville					36:20				No	No		30.00	Yes	Yes	No	
CLS	Etheridge	Shire Council	1,041	39,309	1												
	Georgetown					51:50				Yes	Yes	155.00		No	No	No	
CLS	Flinders	Shire Council	1,962	41,538	1												
	Flinders Shire Library (Hughenden)					38:00				Yes	No			No	No	No	No
IND	Fraser Coast	Regional Council	87,127	7,125	5												
	Burrum Heads					11:00				Yes	No	50.00	50.00	No	No	No	
	Howard					14:00				Yes	No	126.00	126.00	No	No	No	
	Maryborough					40:00				Yes	No	1,160.00	800.00	No	No	Yes	
	Tiaro					39:30				Yes	No	147.00		No	No	No	
	Pialba					50:00				Yes	No	2,325.00	1,599.00	Yes	Yes	Yes	No
IND/CLS	Gladstone	Regional Council	52,090	10,488	6												
	Agnes Water					27:00				Yes	No	72.00	70.00	No	No	No	
	Boyne Island					55:30				Yes	Yes		560.00	Yes	Yes	Yes	No
	Calliope					45:30				Yes	No	235.00	230.00	No	No	Yes	Yes
	Gladstone					50:45				Yes	No	1,720.00	1,480.00	No	No	Yes	Yes
	Miriam Vale					19:00				No	No	202.00	200.00	No	No	No	
	Mount Larcom					38:00				Yes	No		152.00	Yes	Yes	No	
IND	Gold Coast	City Council	457,420	1,358	14				2								
	Mobile Library 1									13	21:23						
	Mobile Library 2									14	16:23						
	Burleigh Heads					43:00				Yes	No	680.00	436.40	No	No	No	
	Burleigh Waters					48:00				Yes	No	292.00	398.60	No	No	No	
	Cascade Gardens					22:00				No	No	116.00	41.10	No	No	No	
	Coolangatta					43:00				Yes	No	820.00	520.50	No	No	No	
	Elanora					52:00				Yes	No	2,627.00	2,261.20	Yes	No	Yes	No
	Helensvale					48:00				Yes	No	923.90	401.80	No	No	No	
	Local Studies					37:00				Yes	No			No	No	No	
	Mermaid Waters					51:00				Yes	No	1,358.10	673.70	No	No	No	
	Mudgeeraba					27:50				No	No	78.30	74.10	No	No	No	
	Nerang					50:00				Yes	No	1,902.10	1,284.50	No	No	Yes	No
	Palm Beach					43:00				Yes	No	1,016.50	594.00	No	No	Yes	No
	Robina					56:00				Yes	No	908.80	722.70	No	No	Yes	No
	Runaway Bay					51:00				Yes	No	1,161.80	879.10	Yes	No	No	
	Southport					57:00				Yes	No	3,320.90	2,047.00	No	No	Yes	No
CLS	Goondiwindi	Regional Council	10,809	19,294	3												
	Goondiwindi					43:15				Yes	No	322.00	282.00	No	No	No	
	Inglewood					37:30				No	No	70.00	60.00	Yes	No	No	
	Texas					37:30				No	No	250.00	240.00	Yes	No	No	
IND/CLS	Gympie	Regional Council	42,863	6,898	6												
	Goomeri					15:00				No	No	74.80		No	No	No	
	Gympie					41:00				Yes	No	792.00		No	No	No	
	Imbil					12:00				No	No	115.09		No	No	No	
	Kilkivan					15:00				No	No	114.00		No	No	No	
	Rainbow Beach					15:00				Yes	No	75.00		No	No	No	
	Tin Can Bay					31:00				Yes	No	264.50		No	No	No	
IND	Hinchinbrook	Shire Council	12,265	2,811	2												
	Halifax					17:15				Yes	No			No	No	No	
	Ingham					44:50				Yes	No		346.00	No	Yes	No	
IND	Ipswich	City Council	145,411	1,089	3				1								
	Mobile										14	35:00					
	Ipswich Global Info Centre					58:00				Yes	Yes	2,700.00	2,589.00	No	No	Yes	No
	Redbank Plains					35:00				Yes	No	415.00	360.00	No	No	Yes	No
	Redbank Plaza					35:00				Yes	No	850.00	800.00	No	No	No	

Facilities (2007-08)

Lib Type	Library Name:	Council Type	Pop.	Local Govt Area sq.km.	No Lib.	Opening Hours/week	Mobiles			Open Saturday	Open Sunday	Total Floor Space m ²	Public Access Space m ²	Shared Council Facilities	Multi Use Facilities	Meeting Rooms	Meeting Room Fees
							No.	No. Stops	Operat. Hours								
CLS	Isaac	Regional Council	20,070	58,862	8												
	Carmila					6:00			No	No			No	Yes	No		
	Clermont					42:00			Yes	No	250.00	250.00	No	Yes	Yes	No	No
	Dysart					19:00			No	No			Yes	Yes	No		
	Glenden					37:50			No	No	150.00	150.00	Yes	No	No		
	Middlemount					19:00			No	No			No	No	No		
	Moranbah					49:30			Yes	No	450.00	450.00	No	No	Yes	Yes	
	Nebo					35:00			No	No	110.00	110.00	Yes	No	No		
	St Lawrence					10:00			No	No	128.00	128.00	No	No	No		
IND/CLS	Lockyer Valley	Regional Council	31,232	2,273	2		1										
	Mobile							9	16:45	No							
	Gatton					36:50			Yes	No	300.00	250.00	No	No	No		
	Laidley					38:45			Yes	No	286.00	240.00	No	No	No		
IND	Logan	City Council	255,255	913	9												
	Beenleigh					51:00			Yes	No		1,079.60	No	No	Yes	No	
	Greenbank					18:00			Yes	No		126.00	No	No	No		
	Jimboomba					45:30			Yes	No		521.00	Yes	No	Yes	Yes	
	Logan Central					48:00			Yes	No		860.00	No	No	No		
	Logan Hyperdome					53:00			Yes	No		1,500.00	No	No	Yes	No	
	Logan North					53:00			Yes	No		1,160.00	No	No	Yes	No	
	Logan Village					16:30			Yes	No		82.00	No	No	No		
	Logan West					53:00			Yes	No		1,650.00	No	No	Yes	No	
	Marsden					53:00			Yes	No		1,177.00	No	No	Yes	No	
CLS	Longreach	Regional Council	4,612	40,638	3												
	Ilfracombe					40:00			No	No		32.00	No	Yes	No		
	Isisford					35:00			No	No		7.50	No	No	No		
	Longreach					26:00			Yes	No		183.00	No	No	No		
IND/CLS	Mackay	Regional Council	100,757	100,260	5		1										
	Mobile							23	21:30	Yes	No						
	Gordon White					47:00			Yes	No	1,700.00	1,380.00	No	No	Yes	Yes	
	Mackay City					48:00			Yes	No	1,115.00	947.00	No	No	No		
	Mirani					30:00			Yes	No	1,614.80	1,600.00	No	No	No		
	Sarina					41:00			Yes	No	280.00	250.00	No	No	No		
	Walkerston					24:00			Yes	No	100.00	98.00	No	No	No		
CLS	McKinlay	Shire Council	1,017	40,885	1												
	Julia Creek					46:00			Yes	Yes			No	No	No		
IND	Moreton Bay	Regional Council	337,006	2,011	12		1										
	Mobile							21	46:30	No	No						
	Albany Creek					51:15			Yes	No	952.00	900.00	Yes	No	Yes	Yes	
	Arana Hills					51:15			Yes	No	820.00	707.00	Yes	No	Yes	Yes	
	Bribie Island					46:00			Yes	No		874.00	No	No	Yes	Yes	
	Burpengary					46:00			Yes	No		754.00	No	No	No		
	Caboolture Central					55:05			Yes	No		900.00	No	No	No		
	Deception Bay					46:00			Yes	No		550.00	No	No	No		
	Kallangur					51:15			Yes	No	530.00	500.00	Yes	No	No		
	Narangba					42:00			Yes	No		385.00	No	No	No		
	Pathways					53:00			Yes	Yes	1,300.00	966.00	No	Yes	Yes	Yes	
	Redcliffe					49:00			Yes	No	3,000.00	2,000.00	Yes	No	Yes	Yes	
	Strathpine					51:15			Yes	No	1,124.00	888.00	No	No	Yes	Yes	
	Woodford					44:00			Yes	No		200.00	No	No	No		
CLS	Mornington Island	Shire Council	1,044	1,274	1												
	Mornington Island					20:00			Yes	No	200.00	168.00	Yes	Yes	Yes	No	
IND	Mount Isa	City Council	21,421	43,343	1												
	Mount Isa City					42:00			Yes	No		1,090.00	No	No	No		
CLS	Murweh	Shire Council	4,995	40,740	3												
	Augathella					35:30			Yes	No			No	No	No		
	Charleville					35:30			Yes	No			No	No	No		
	Monven					8:00			No	No			No	No	No		
CLS	North Burnett	Regional Council	10,712	19,708	6												
	Biggenden					37:30			No	No	87.00		No	No	No		

Facilities (2007-08)

Lib Type	Library Name:	Council Type	Pop.	Local Govt Area sq.km.	No Lib.	Opening Hours/week	Mobiles			Open Saturday	Open Sunday	Total Floor Space m ²	Public Access Space m ²	Shared Council Facilities	Multi Use Facilities	Meeting Rooms	Meeting Room Fees
							No.	No. Stops	Operat. Hours								
	Eidsvoid					37:30				No	No	400.00	219.00	Yes	No	Yes	No
	Gayndah					38:30				Yes	No			No	No	No	
	Monto					33:00				Yes	No		140.00	No	No	No	
	Mundubbera					36:50				Yes	No			No	No	No	
	Perry					16:00				No	No			No	No	No	
CLS	Paroo	Shire Council	2,124	47,727	3												
	Cunnamulla					35:00				No	No			No	No	No	
	Wyandra					9:00				No	No			No	No	No	
	Yowah					10:00				No	Yes		2.08	No	No	No	
CLS	Quilpie	Shire Council	1,079	67,615	1												
	Quilpie					23:00				Yes	No	225.00		No	No	No	
IND	Redland	City Council	132,179	537	7												
	Mobile						1										
	Amity Point					9:00		20	17:13	No	No						
	Capalaba					49:30				Yes	No	1,064.70	886.00	No	No	Yes	No
	Cleveland					52:00				Yes	No	1,692.30	1,404.70	No	No	Yes	No
	Dunwich					15:00				Yes	No	52.38	48.38	No	No	No	
	Point Lookout					13:00				No	No	85.00	80.00	No	No	No	
	Russell Island					20:00				Yes	No	90.00	70.00	No	No	No	
	Victoria Point					49:30				Yes	No	1,341.00	1,161.00	No	No	Yes	No
CLS	Richmond	Shire Council	1,151	26,602	1												
	Richmond					20:00				No	No	121.00	115.00	No	Yes	No	No
IND/CLS	Rockhampton	Regional Council	103,774	18,361	7												
	Byfield					6:00				No	No	50.00		No	No	No	
	Emu Park					38:00				Yes	No	200.00		No	No	No	
	Mount Morgan					32:30				Yes	No			No	No	No	
	Rockhampton - Northside					46:15				Yes	No	841.50	666.50	No	No	No	
	Rockhampton - Southside					49:45				Yes	No	780.00	618.00	No	No	No	
	verbYL Youth Library					21:00				Yes	No	140.00		No	No	No	
	Yeppoon					50:00				Yes	No	350.00		No	No	No	
CLS	Roma	Regional Council	12,761	58,830	7												
	Injune					25:00				No	No	77.40	57.00	Yes	No	No	
	Jackson					10:00				No	No	108.00	80.00	Yes	Yes	No	
	Mitchell					39:15				Yes	No		148.00	Yes	No	No	
	Roma					43:00				Yes	No			No	No	No	
	Surat					43:30				Yes	No		120.00	Yes	Yes	No	
	Wallumbilla					10:00				No	No	8.00	6.00	No	No	No	
	Yuleba					6:00				No	No	8.00	6.00	No	No	No	
IND/CLS	Scenic Rim	Regional Council	32,009	4,256	4												
	Mobile Library						1										
	Beaudesert					45:30		9	23:00	No	No						
	Boonah					28:06				Yes	No	532.00	400.00	No	No	No	
	Canungra					16:30				No	No	340.00	320.00	No	No	No	
	Tamborine Mountain					16:30				Yes	No	80.00	76.00	No	No	No	
	Tamborine Mountain					45:30				Yes	No	330.00	300.00	No	Yes	No	
CLS	Somerset	Regional Council	19,495	5,379	4												
	Esk					21:00				No	No		160.00	No	No	No	No
	Kilcoy					25:00				Yes	No	94.00		No	No	No	No
	Lowood					42:00				No	No		288.00	Yes	Yes	No	No
	Toogoolawah					16:00				No	No		84.33	No	No	No	No
IND/CLS	South Burnett	Regional Council	30,133	8,399	7												
	Blackbutt					32:30				No	No	154.00	154.00	Yes	No	Yes	No
	Col Morris Public Library (Wondai)					33:45				No	No		130.00	No	No	No	
	Dermott Tiernan Memorial Library (Murgon)					24:00				No	No			No	No	No	
	Maidenwell					6:00				Yes	No	20.00	20.00	No	Yes	No	
	Nanango					39:00				Yes	No	240.00	220.00	No	No	No	
	Proston					24:00				No	No		127.00	No	No	No	
	T. J. O'Neill Memorial (Kingaroy)					36:30				No	No	393.60	319.00	No	No	No	

Facilities (2007-08)

Lib Type	Library Name:	Council Type	Pop.	Local Govt Area sq.km.	No Lib.	Opening Hours/week	Mobiles			Open Saturday	Open Sunday	Total Floor Space m ²	Public Access Space m ²	Shared Council Facilities	Multi Use Facilities	Meeting Rooms	Meeting Room Fees
							No.	No. Stops	Operat. Hours								
IND/ CLS	Southern Downs	Regional Council	32,720	7,120	3		1										
	Mobile							6	15:30	No	No						
	Allora					20:00				No	No	92.00		No	No	No	
	Stanthorpe					37:00				Yes	No		421.00	No	No	No	
	Warwick					42:00				Yes	No	690.00		No	No	Yes	
IND	Sunshine Coast	Regional Council	290,201	3,126	9		3										
	Mobile - Central							26	28:00	Yes	No						
	Mobile - North							10	31:00	Yes	No						
	Mobile - South							15	27:30	Yes	No						
	Beerwah					45:00				Yes	No	510.00	450.00	Yes	No	Yes	No
	Caloundra					51:30				Yes	No	1,169.50	741.00	No	No	Yes	No
	Coolum Beach					52:00				Yes	No	400.00	337.00	No	No	No	
	Kawana					48:30				Yes	No	722.00	609.00	Yes	No	Yes	No
	Kenilworth					20:00				Yes	No	115.00	115.00	No	No	No	
	Maleny					46:50				Yes	No	277.00	277.00	No	No	Yes	No
	Maroochydore					55:30				Yes	No	1,419.00	1,104.00	No	No	Yes	No
	Nambour					50:30				Yes	No	980.00	784.00	Yes	No	No	
	Noosa					53:30				Yes	Yes	1,070.00	745.00	No	No	No	
IND/ CLS	Tablelands	Regional Council	42,404	64,999	9												
	Atherton					43:00				Yes	No	678.00	526.00	Yes	Yes	Yes	Yes
	Herberton					17:30				No	No		14.61	No	No	Yes	No
	Kuranda					25:00				Yes	No	140.00	33.00	No	No	No	
	Malanda					36:30				Yes	No	103.00	103.00	No	No	No	
	Mareeba					35:30				Yes	No	235.00	180.00	No	No	No	
	Millaa Millaa					12:00				Yes	No	70.00	58.00	No	No	No	
	Mt Garnett					6:00				No	No		16.00	No	No	No	
	Ravenshoe					17:30				No	No			No	No	No	
	Yungaburra					15:00				Yes	No	100.00	60.00	Yes	No	Yes	Yes
IND/ CLS	Toowoomba	Regional Council	151,333	12,973	12		1										
	Toowoomba Mobile (prev. Rosalie Mobile)							8	20:00	No	No						
	Cecil Plains					16:30				No	No	70.80		No	No	No	No
	Clifton					18:00				Yes	No	317.00		No	No	Yes	No
	Crows Nest (John French VC Memorial)					33:00				Yes	No	210.00		Yes	No	No	
	Goombungee					15:00				Yes	No	197.00	187.00	No	No	No	
	Highfields					53:00				Yes	Yes	180.00		No	No	No	
	Millmerran					32:30				No	No	263.00		No	No	No	
	Oakey (prev. Jondaryan)					48:00				Yes	No	343.50	332.00	No	No	No	
	Pittsworth					26:00				Yes	No	96.00	96.00	No	No	No	
	Quinalow					7:30				Yes	No	66.00		No	No	No	
	Toowoomba City					61:00				Yes	Yes	2,400.00	2,100.00	No	No	Yes	No
	Toowoomba Local History					17:30				Yes	No	360.00		No	No	No	
	Yarraman					12:00				Yes	No	98.00	98.00	No	No	No	
CLS	Torres	Shire Council	3,827	691	1												
	Thursday Island					38:00				Yes	No		53.76	No	No	No	
IND	Townsville	City Council	165,059	3,733	3		3										
	Home Service Mobile							78	22:30	No	No						
	Neighbourhood Mobile							29	22:30	No	No						
	Thuringowa Mobile							9	22:40	No	No						
	Aitkenvale					45:00				Yes	No	2,100.00	1,300.00	No	No	Yes	Yes
	Flinders Mall					22:30				Yes	Yes	1,450.00	1,220.00	No	No	No	
	Thuringowa					55:00				Yes	Yes		1,656.00	No	No	Yes	Yes
CLS	Weipa	n/a	2,364	11	1												
	Hibberd Library Weipa					42:30				No	No	4,422.00	4,422.00	No	No	No	No
IND	Whitsunday	Regional Council	30,745	23,856	4												
	Beach (prev. Cannonvale)					42:00				Yes	No	500.00	450.00	No	No	No	
	Bowen					38:00				No	No	275.00	250.00	No	No	No	
	Collinsville					40:00				No	No	152.00	140.00	Yes	No	No	
	Proserpine					42:00				Yes	No	400.00	370.00	No	No	No	

Facilities (2007-08)

Lib Type	Library Name:	Council Type	Pop.	Local Govt Area sq.km.	No Lib.	Opening Hours/week	Mobiles			Open Saturday	Open Sunday	Total Floor Space m ²	Public Access Space m ²	Shared Council Facilities	Multi Use Facilities	Meeting Rooms	Meeting Room Fees
							No.	No. Stops	Operat. Hours								
CLS	Winton	Shire Council	1,519	53,935	1												
	Winton					37:00				Yes	No			No	No	No	
CLS	Yarrabah	Shire Council	2,322	158	1												
	Yarrabah					36:00				No	No	83.00	60.00	Yes	Yes	Yes	Yes
Totals			4,035,111	1,814,786	278	9381:36	19	330	445:24	205	19	110,372	84,185	50	29	85	38

Finance - Expenditure (2007-08)

Lib Type	Library service:	OPERATING EXPENDITURE (\$)			LIBRARY MATERIALS (\$)			CAPITAL EXPENDITURE (\$)			Total Expenditure	Per Capita (\$)		
		Salaries	Operating costs	Total Operating Expenditure	Collections ('excluding Electronic Resources)	Electronic Resources	Total Expenditure on Library Materials	Minor Capital Expenditure	Major Capital Projects	Total Capital Expenditure		Collections \$ per capita	Total Exp per Capita (inc. Capital)	Total Operating per Capita
CLS	Balonne	150,999	1,650	152,649			-	8,400		8,400	161,049	0.00	28.41	26.93
IND/CLS	Banana	448,675	172,886	621,561	76,731		76,731	18,375		18,375	716,667	4.81	44.95	38.99
CLS	Barcardine	118,501	19,398	137,899	9,745		9,745	14,394		14,394	162,038	2.74	45.48	38.70
CLS	Barcoo	59,494	13,907	73,401	255		255			-	73,656	0.55	158.40	157.85
CLS	Blackall-Tambo	48,580	32,250	80,830			-			-	80,830	0.00	35.96	35.96
CLS	Boulia	57,274	39,421	96,695			-			-	96,695	0.00	174.23	174.23
IND	Brisbane	17,427,629	10,781,644	28,209,273	5,288,185	414,000	5,702,185	288,000		288,000	34,199,458	5.76	34.57	28.52
CLS	Bulloo	18,432	10,386	28,818			-			-	28,818	0.00	61.58	61.58
IND/CLS	Bundaberg	1,033,618	570,926	1,604,544	439,151		439,151	11,263		11,263	2,054,958	5.09	23.80	18.58
IND	Burdekin	496,473	123,590	620,063	91,977		91,977			-	712,040	4.86	37.65	32.79
CLS	Burke	11,370	24,667	36,037			-			-	36,037	0.00	72.66	72.66
IND/CLS	Cairns	3,382,333	2,106,475	5,488,808	658,649	11,100	669,749	568,055	2,244,069	2,812,124	8,970,681	4.63	62.07	37.98
CLS	Carpentaria	102,165	48,730	150,896			-	2,370		2,370	153,266	0.00	65.47	64.46
IND/CLS	Cassowary Coast	495,412	221,623	717,034	113,813		113,813	8,945	1,083,167	1,092,112	1,922,959	3.72	62.89	23.45
CLS	Central Highlands	568,768	216,269	785,037	10,337	750	11,087	15,278	3,000	18,278	814,402	0.42	30.92	29.81
CLS	Charters Towers	188,192	71,449	259,641	2,233		2,233			-	261,874	0.18	21.24	21.06
CLS	Cioncurry	79,793	20,777	100,570	1,536		1,536			-	102,106	0.39	26.25	25.85
CLS	Cook	70,500	64,000	134,500	500		500	650	9,500	10,150	145,150	0.12	34.92	32.36
CLS	Croydon	3,988	1,386	5,374			-			-	5,374	0.00	18.22	18.22
IND/CLS	Dalby	569,002	226,268	795,271	92,002	3,343	95,345	38,006		38,006	928,622	3.16	30.74	26.32
CLS	Diamantina	6,534	27,770	34,304			-			-	34,304	0.00	112.47	112.47
CLS	Etheridge	131,165	11,985	143,150	200		200			-	143,350	0.19	137.70	137.51
CLS	Flinders	57,347	45,817	103,165	6,405		6,405			-	109,570	3.26	55.85	52.58
IND/CLS	Fraser Coast	1,335,857	687,107	2,022,964	410,329	9,290	419,619	70,221	56,072	126,293	2,568,876	4.82	29.48	23.22
IND/CLS	Gladstone	1,242,140	580,346	1,822,486	240,564		240,564	8,012		8,012	2,071,062	4.62	39.76	34.99
IND	Gold Coast	10,144,460	7,906,561	18,051,021	5,048,976	314,219	5,363,195	599,584	6,429,939	7,029,523	30,443,739	11.72	66.56	39.46
CLS	Goondiwindi	149,932	118,941	268,873	4,881	1,382	6,262	724		724	275,859	0.58	25.52	24.87
IND/CLS	Gympie	1,014,209	284,780	1,298,989	192,690	160	192,850	10,562		10,562	1,502,401	4.50	35.05	30.31
IND	Hinchinbrook	258,616	71,115	329,731	52,252		52,252	17,332		17,332	399,314	4.26	32.56	26.88
IND	Ipswich	3,784,000	1,268,315	5,052,315	800,000	17,000	817,000	55,000	125,000	180,000	6,049,315	5.62	41.60	34.75
CLS	Isaac	384,917	87,333	472,251	11,690	2,278	13,968	17,650	40,240	57,890	544,109	0.70	27.11	23.53
IND/CLS	Lockyer Valley	546,205	117,701	663,906	103,790		103,790	11,675		11,675	779,371	3.32	24.95	21.26
IND	Logan	5,325,093	3,705,735	9,030,828	1,236,337	155,605	1,391,942	9,371	3,298,131	3,307,503	13,730,273	5.45	53.79	35.38
CLS	Longreach	89,384	20,427	109,811	1,381	905	2,286	1,800		1,800	113,897	0.50	24.70	23.81
IND/CLS	Mackay	1,669,212	584,281	2,253,493	379,632		379,632	68,025		68,025	2,701,150	3.77	26.81	22.37
CLS	McKinlay	54,934	28,096	83,030			-			-	83,030	0.00	81.64	81.64
IND	Moreton Bay	7,439,071	4,076,520	11,515,591	1,836,273	29,152	1,865,425	523,028	98,835	621,863	14,002,879	5.54	41.55	34.17
CLS	Mornington	34,058	14,287	48,345			-			-	48,345	0.00	46.31	46.31
IND	Mount Isa	368,000	112,000	480,000	121,000		121,000	4,000	22,000	26,000	627,000	5.65	29.27	22.41
CLS	Murweh	111,406	17,215	128,621	3,268	3,365	6,633			-	135,254	1.33	27.08	25.75
CLS	North Burnett	304,616	111,433	416,049	1,066	151	1,217	500	20,500	21,000	438,266	0.11	40.91	38.84
CLS	Paroo	105,506	42,482	147,988	648		648			-	148,636	0.31	69.98	69.67
CLS	Quilpie	52,478	40,934	93,412	3,426		3,426			-	96,838	3.18	89.75	86.57
IND	Redland	4,136,242	3,089,029	7,225,271	1,030,188	30,075	1,060,263	27,703	94,152	121,855	8,407,389	8.02	63.61	54.66
CLS	Richmond	25,543	9,686	35,229	757		757			-	35,987	0.66	31.27	30.61
IND/CLS	Rockhampton	1,501,473	252,092	1,753,566	528,114	11,186	539,300	15,020	4,905,980	4,921,000	7,213,866	5.20	69.52	16.90
CLS	Roma	254,813	85,429	340,242	2,315	1,758	4,072			-	344,314	0.32	26.98	26.66
IND/CLS	Scenic Rim*	985,809	268,529	1,254,338	64,240		64,240	9,821		9,821	1,328,399	2.01	41.50	39.19
CLS	Somerseset	192,811	60,126	252,937	3,418	2,100	5,518	2,571		2,571	261,026	0.28	13.39	12.97
IND/CLS	South Burnett	550,722	148,082	698,804	76,456		76,456	11,138		11,138	786,398	2.54	26.10	23.19
IND/CLS	Southern Downs	693,154	414,533	1,107,687	132,092		132,092	23,962		23,962	1,263,740	4.04	38.62	33.85
IND	Sunshine Coast	6,148,141	6,063,651	12,211,792	1,776,467	44,020	1,820,487	1,762	545,274	547,036	14,579,315	6.27	50.24	42.08
IND/CLS	Tablelands	880,171	167,944	1,048,115	145,054		145,054	26,860	41,398	68,259	1,261,427	3.42	29.75	24.72

Finance - Expenditure (2007-08)

Lib Type	Library service:	OPERATING EXPENDITURE (\$)			LIBRARY MATERIALS (\$)			CAPITAL EXPENDITURE (\$)			Total Expenditure	Per Capita (\$)			
		Salaries	Operating costs	Total Operating Expenditure	Collections (*excluding Electronic Resources)	Electronic Resources	Total Expenditure on Library Materials	Minor Capital Expenditure	Major Capital Projects	Total Capital Expenditure		Collections \$ per capita	Total Exp per Capita (inc. Capital)	Total Operating per Capita	
IND/CLS	Toowoomba	2,490,789	1,564,606	4,055,395	535,944	22,014	557,958	55,317	65,631	120,948	4,734,301	3.69	31.28	26.80	
CLS	Torres SC	56,001	5,285	61,286	52		529	1,131	3,581	4,712	66,579	0.15	17.40	16.01	
IND	Townsville	3,503,716	4,743,105	8,246,821	738,160		70,669	35,590	426,761	462,351	9,518,001	4.90	57.66	49.96	
CLS	Weipa	50,000	72,800	122,800			3,335			-	126,135	1.41	53.36	51.95	
IND	Whitsunday	812,006	788,184	1,600,190	190,131		190,131	19,101	29,399	48,500	1,838,821	6.18	59.81	52.05	
CLS	Winton	87,179	24,006	111,185	664		664	7,491		7,491	119,340	0.44	78.56	73.20	
CLS	Yarrabah	25,643	5,964	31,608			-			-	31,608	0.00	13.61	13.61	
	CLS Exchange Stock				1,868,598		1,868,598								
	Totals	\$82,334,550	\$52,491,939	\$134,826,489	\$24,335,905		\$1,145,050	\$25,480,956	\$2,608,687	\$19,542,630	\$22,151,318	\$180,590,165	\$6.31	\$44.75	\$33.41

* Data is inclusive of former Beaudesert Shire up to 14 March 2008

Finance - Income (2007-08)

Lib Type	Library service:	INCOME (\$)							per capita (\$)	
		Revenue	State Library grant	Other grants	LG alloc - Operating	LG alloc - Capital	Revenue - Other	Total Income	LG Contrib per Capita	Grants per Capita
CLS	Balonne	1,814	500					2,314	-	0.09
IND/CLS	Banana	19,487	72,834	2,000	611,650	109,500		815,471	45.24	4.57
CLS	Barcaldine	227	1,500		128,000	34,000	1,327	165,054	45.47	0.42
CLS	Barcoo		500				169	669	-	1.08
CLS	Blackall-Tambo	3,336	1,000					4,336	-	0.44
CLS	Boulia	5,392	500					5,892	-	0.90
IND	Brisbane	1,317,057	3,705,030			121,077		5,143,164	0.12	3.75
CLS	Bulloo	338	500					838	-	1.07
IND	Burdekin	11,351	92,064	688				104,103	-	1.07
IND/CLS	Bundaberg	2,256	341,694		909,739	11,263	30,387	1,295,339	48.70	18.07
CLS	Burke	1,092	500					1,592	-	1.01
IND/CLS	Cairns	147,751	586,674	917,382	5,709,704	4,285,818		11,647,329	69.16	4.06
CLS	Carpentaria	8,736	500					9,236	-	0.21
IND/CLS	Cassowary Coast	32,474	93,815	161,600	800,403			1,088,293	26.18	3.07
CLS	Central Highlands	31,591	2,000	923	551,595	31,401		617,510	22.14	0.08
CLS	Charters Towers	53,505	500				108	54,114	-	0.04
CLS	Cloncurry	8,273	500					8,773	-	0.13
CLS	Cook	11,600	500		175,150	15,000		202,250	45.74	0.12
CLS	Croydon		500			5,250		5,750	17.80	1.69
IND/CLS	Dalby	32,686	86,250	31,000	368,750	1,000		519,686	12.24	2.85
CLS	Diamantina		500		20,000			20,500	65.57	1.64
CLS	Etheridge	3,351	500		143,150			147,001	137.51	0.48
CLS	Flinders	2,781	500		99,883			103,165	50.91	0.25
IND/CLS	Fraser Coast	90,214	403,863	17,026	1,378,349	342,335		2,231,787	19.75	4.64
IND/CLS	Gladstone	26,165	142,485					168,650	-	2.74
IND	Gold Coast	111,002	1,825,719	634,736	16,960,946	8,060,187		27,592,590	54.70	3.99
CLS	Goondiwindi	8,209	1,000		293,592		540	303,341	27.16	0.09
IND/CLS	Gympie	18,700	180,000	16,080	1,277,000	39,100		1,530,880	30.70	4.20
IND	Hinchinbrook	6,601	59,709		139,416			205,727	11.37	4.87
IND	Ipswich	112,000	685,000		5,351,000	180,000	26,000	6,354,000	38.04	4.71
CLS	Isaac	39,029	1,500		185,148		781	226,458	9.23	0.07
IND/CLS	Lockyer Valley	19,040	99,172	26,680	649,893	25,800		820,585	21.63	3.18
IND	Logan	196,024	1,093,244	450,000	8,695,073	3,156,201	139,731	13,730,273	46.43	4.28
CLS	Longreach	1,528	1,500		343			3,371	0.07	0.33
IND/CLS	Mackay	71,500	390,858	1,300	2,491,375	569,618		3,524,651	30.38	3.88
CLS	McKinlay	2,932	500		83,030			86,462	81.64	0.49
IND	Moreton Bay	551,281	1,499,707	132,746	11,434,427	905,213		14,523,374	36.62	4.45
CLS	Mornington		500		5,000			5,500	4.79	0.48
IND	Mount Isa	23,586	100,000	43,030	461,000			627,616	21.52	4.67
CLS	Murweh	1,503	500					2,003	-	0.10
CLS	North Burnett	22,543	3,000		71,432		200	97,175	6.67	0.28
CLS	Paroo	3,269	500		144,867			148,636	68.20	0.24
CLS	Quilpie	1,237	500		95,497			97,234	88.51	0.46

Finance - Income (2007-08)

Lib Type	Library service:	INCOME (\$)						per capita (\$)		
		Revenue	State Library grant	Other grants	LG alloc - Operating	LG alloc - Capital	Revenue - Other	Total Income	LG Contrib per Capita	Grants per Capita
IND	Redland	35,750	584,085	47,025	7,323,525	417,003		8,407,388	58.56	4.42
CLS	Richmond	1,247	500					1,747	-	0.43
IND/CLS	Rockhampton	89,598	441,309	2,265,520	1,746,616	2,670,586	1,585	7,215,214	42.57	4.25
CLS	Roma	7,979	2,500				38,867	49,346	-	0.20
IND/CLS	Scenic Rim*	16,532	236,927		981,315	256,550		1,491,324	38.67	7.40
CLS	Somerset	11,540	1,000		247,532	938		261,010	12.75	0.05
IND/CLS	South Burnett	40,765	64,728		748,796	46,857		901,146	26.40	2.15
IND/CLS	Southern Downs	42,878	131,002		1,057,921	31,939		1,263,740	33.31	4.00
IND	Sunshine Coast	179,456	1,346,471	83,656	12,471,924	481,321	31,887	14,594,715	44.64	4.64
IND/CLS	Tablelands	40,968	147,888	5,000	331,119	66,237		591,212	9.37	3.49
IND/CLS	Toowoomba	126,477	540,580					667,057	-	3.57
CLS	Torres SC	15,661	500		5,285		156	21,602	1.38	0.13
IND	Townsville	164,189	794,119	24,775	9,122,382	463,351	43,217	10,612,034	58.07	4.81
CLS	Weipa	2,865	500		123,000			126,365	52.03	0.21
IND	Whitsunday	36,929	149,675	102,000	1,387,125			1,675,729	45.12	4.87
CLS	Winton	2,984	500					3,484	-	0.33
CLS	Yarrabah		500					500	-	0.22
	Totals	\$3,817,279	\$15,921,402	\$4,963,167	\$94,781,953	\$22,327,546	\$314,955	\$142,126,302	\$29.02	\$3.95
* Data is inclusive of former Beaudesert Shire up to 14 March 2008										

Information Technology (2007-08) - 1

Lib Type	Library service:	Information Technology									
		Library Management System (as at 30 June 2008)	Managed LMS Service	z39.50 Connectivity	z39.50 Connectivity Enabled	Self issue terminals	% of Loans through self issue terminals	Self return terminals	% of Returns through self return terminals	Emailed Notices	SMS Notices
CLS	Balonne	Aurora	No	Yes	No					No	No
IND/CLS	Banana	Aurora	No	Yes	No					No	No
CLS	Barcaldine	Aurora	No	Yes	No					No	No
CLS	Barcoo	Aurora	No	Yes	No					No	No
CLS	Blackall-Tambo	Aurora	No	Yes	No					No	No
CLS	Boulia	Aurora	No	Yes	No					No	No
IND	Brisbane	SirsiDynix - Unicorn	No	Yes	No	54	65%			Yes	No
CLS	Bulloo	Aurora	No	Yes	No					No	No
IND/CLS	Bundaberg	Aurora / Spydus	No	Yes	No					Yes	No
IND	Burdekin	SirsiDynix - Unicorn	No	Yes	Yes					Yes	No
CLS	Burke	Aurora	No	Yes	No					No	No
IND/CLS	Cairns	Liberio	No	Yes	No	1				Yes	No
CLS	Carpentaria	Aurora	No	Yes	No					No	No
IND/CLS	Cassowary Coast	Aurora / Liberio	No	Yes	No					No	No
CLS	Central Highlands	Aurora	No	Yes	No					No	No
CLS	Charters Towers	Aurora	No	Yes	No					No	No
CLS	Cloncurry	Aurora	No	Yes	No					No	No
CLS	Cook	Aurora	No	Yes	No					No	No
CLS	Croydon	Aurora	No	Yes	No					No	No
IND/CLS	Dalby	Aurora / Civica - Spydus	Yes	Yes	Yes					Yes	No
CLS	Diamantina	Aurora	No	Yes	No					No	No
CLS	Etheridge	Aurora	No	Yes	No					No	No
CLS	Flinders	Aurora	No	Yes	No					No	No
IND/CLS	Fraser Coast	Aurora / Liberio	No	Yes	No					Yes	No
IND/CLS	Gladstone	Aurora	No	Yes	No					Yes	No
IND	Gold Coast	SirsiDynix - Unicorn	No	Yes	Yes	15	40%	1		Yes	Yes
CLS	Goondiwindi	Aurora	No	Yes	No					No	No
IND/CLS	Gympie	Civica - Spydus	Yes	Yes	Yes					Yes	No
IND	Hinchinbrook	Aurora	No	Yes	No					No	No
IND	Ipswich	SirsiDynix - Horizon	No	Yes	No	2	12%			No	No
CLS	Isaac	Infovision - Amlib	Yes	Yes	Yes					No	No

Information Technology (2007-08) - 1

Lib Type	Library service:	Information Technology									
		Library Management System (as at 30 June 2008)	Managed LMS Service	z39.50 Connectivity	z39.50 Connectivity Enabled	Self issue terminals	% of Loans through self issue terminals	Self return terminals	% of Returns through self return terminals	Emailed Notices	SMS Notices
IND/CLS	Lockyer Valley	Civica - Spydus	Yes	Yes	Yes					Yes	No
IND	Logan	SirsiDynix - Horizon	No	Yes	Yes	5	7%			Yes	No
CLS	Longreach	Aurora	No	Yes	No					No	No
IND/CLS	Mackay	Aurora	No	Yes	Yes	2	10%			Yes	No
CLS	McKinlay	Aurora	No	Yes	No					No	No
IND	Moreton Bay	Civica - Spydus / SirsiDynix - Horizon / SirsiDynix - Unicorn	No	Yes	No	12	38%	11	32%	Yes	Yes
CLS	Mornington	Aurora	No	Yes	No					No	No
IND	Mount Isa	Infovision - Amlib	No	Yes	No					Yes	No
CLS	Murweh	Aurora	No	Yes	No					No	No
CLS	North Burnett	Aurora	No	Yes	No					No	No
CLS	Paroo	Aurora	No	Yes	No					No	No
CLS	Quilpie	Aurora	No	Yes	No					No	No
IND	Redland	SirsiDynix - Horizon	No	No	No	2	1%			Yes	No
CLS	Richmond	Aurora	No	Yes	No					No	No
IND/CLS	Rockhampton	Aurora / Civica - Spydus / SirsiDynix - Unicorn	No	Yes	No					Yes	No
CLS	Roma	Aurora	No	Yes	No					No	No
IND/CLS	Scenic Rim	Civica - Spydus	No	Yes	No					Yes	No
CLS	Somerset	Aurora	No	Yes	No					No	No
IND/CLS	South Burnett	Aurora / Civica - Spydus	No	Yes	No					No	No
IND/CLS	Southern Downs	Aurora / Civica - Spydus	No	Yes	Yes - Warwick					No	No
IND	Sunshine Coast	Civica - Spydus	Yes	Yes	Yes	5	8%			Yes	No
IND/CLS	Tablelands	Aurora / Civica - Spydus / Libero	No	Yes	Yes					No	No
IND/CLS	Toowoomba	Aurora / Civica - Spydus	No	Yes	No					Yes	No
CLS	Torres SC	Aurora	No	Yes	No					No	No
IND	Townsville	Civica - Spydus	No	Yes	No	2				Yes	No

Information Technology (2007-08) - 1

Lib Type	Library service:	Information Technology									
		Library Management System (as at 30 June 2008)	Managed LMS Service	z39.50 Connectivity	z39.50 Connectivity Enabled	Self issue terminals	% of Loans through self issue terminals	Self return terminals	% of Returns through self return terminals	Emailed Notices	SMS Notices
CLS	Weipa	Aurora	No	Yes	No					No	No
IND	Whitsunday	Aurora / Libero	No	Yes	Yes					No	No
CLS	Winton	Aurora	No	Yes	No					No	No
CLS	Yarrabah	Aurora	No	Yes	No					No	No
			5	59	11	100		12		20	2

Information Technology (2007-08) - 2

Lib Type	Library service:	Information Technology								Access		
		Total No. public access PCs	Public Access PCs with Internet Access	Public access PCs without Internet	Colour printing Yes/No	Branches (including Mobile Libraries but excluding Other Service Points)	Internet Connection - Broadband	Internet Connection - Other or not stated	Branches with Internet (including Mobile Libraries but excluding Other Service Points)	Branches Online	PCs Access per 10,000 people	Internet Access per 10,000 people
CLS	Balonne	5	5		No	5	5		5	100%	8.82	8.82
IND/CLS	Banana	13	11	2	No	5	4		5	100%	8.15	6.90
CLS	Barcaldine	14	12	2	Yes	5	3	2	5	100%	39.29	33.68
CLS	Barcoo	5	4	1	Yes	2	1	1	2	100%	107.53	86.02
CLS	Blackall-Tambo	6	5	1	Yes	2	2		2	100%	26.69	22.24
CLS	Boulia	4	4		Yes	1	1		1	100%	72.07	72.07
IND	Brisbane	512	334	178	Yes	33	33		33	100%	5.18	3.38
CLS	Bulloo	3	1	2	Yes	1		1	1	100%	64.10	21.37
IND/CLS	Bundaberg	27	17	10	Yes	3	3		3	100%	3.13	1.97
IND	Burdekin	7	4	3	Yes	2	2		2	100%	3.70	2.12
CLS	Burke	1	1		Yes	1	1		1	100%	20.16	20.16
IND/CLS	Cairns	101	58	43	No	10	10		10	100%	6.99	4.01
CLS	Carpentaria	4	4		Yes	2	2		2	100%	17.09	17.09
IND/CLS	Cassowary Coast	16	11	5	Yes	4	4		4	100%	5.23	3.60
CLS	Central Highlands	34	27	7	Yes	10	10		10	100%	12.91	10.25
CLS	Charters Towers	6	5	1	Yes	1	1		1	100%	4.87	4.06
CLS	Cloncurry	3	2	1	Yes	2	1	1	2	100%	7.71	5.14
CLS	Cook	4	4		No	3		2	2	67%	9.62	9.62
CLS	Croydon	2	1	1	Yes	1		1	1	100%	67.80	33.90
IND/CLS	Dalby	36	34	2	Yes	9	5	4	9	100%	11.92	11.25
CLS	Diamantina	2	2		Yes	2		2	2	100%	65.57	65.57
CLS	Etheridge	10	10		Yes	1	1		1	100%	96.06	96.06
CLS	Flinders	4	3	1	Yes	1	1		1	100%	20.39	15.29
IND/CLS	Fraser Coast	39	30	9	Yes	5	5		5	100%	4.48	3.44
IND/CLS	Gladstone	37	24	13	Yes	6	6		6	100%	7.10	4.61
IND	Gold Coast	208	206	2	No	16	13	3	16	100%	4.55	4.50
CLS	Goondiwindi	7	6	1	Yes	3	3		3	100%	6.48	5.55
IND/CLS	Gympie	38	23	15	Yes	6	6		6	100%	8.87	5.37
IND	Hinchinbrook	6	6		Yes	2	2		2	100%	4.89	4.89
IND	Ipswich	69	53	16	Yes	4	3	1	4	100%	4.75	3.64
CLS	Isaac	25	20	5	Yes	8	8		8	100%	12.46	9.97
IND/CLS	Lockyer Valley	11	10	1	Yes	3	3		3	100%	3.52	3.20
IND	Logan	172	113	59	Yes	9	9		9	100%	6.74	4.43
CLS	Longreach	9	9		Yes	3	1	2	3	100%	19.51	19.51
IND/CLS	Mackay	27	24	3	Yes	6	6		6	100%	2.68	2.38
CLS	McKinlay	5	5		No	1	1		1	100%	49.16	49.16
IND	Moreton Bay	141	131	10	Yes	13	13		13	100%	4.18	3.89

Information Technology (2007-08) - 2

Lib Type	Library service:	Information Technology								Access		
		Total No. public access PCs	Public Access PCs with Internet Access	Public access PCs without Internet	Colour printing Yes/No	Branches (including Mobile Libraries but excluding Other Service Points)	Internet Connection - Broadband	Internet Connection - Other or not stated	Branches with Internet (including Mobile Libraries but excluding Other Service Points)	Branches Online	PCs Access per 10,000 people	Internet Access per 10,000 people
CLS	Mornington*	n/a			n/a	1				0%		
IND	Mount Isa	8	7	1	Yes	1	1		1	100%	3.73	3.27
CLS	Murweh	3	3		Yes	3		3	3	100%	6.01	6.01
CLS	North Burnett	20	18	2	Yes	6	6		6	100%	18.67	16.80
CLS	Paroo	2	2		Yes	3	2	1	3	100%	9.42	9.42
CLS	Quilpie	3	3		Yes	1		1	1	100%	27.80	27.80
IND	Redland	77	39	38	Yes	8	4	3	7	88%	5.83	2.95
CLS	Richmond	4	4		Yes	1	1		1	100%	34.75	34.75
IND/CLS	Rockhampton	42	27	15	Yes	7	7		7	100%	4.05	2.60
CLS	Roma	14	12	2	Yes	7	2	5	7	100%	10.97	9.40
IND/CLS	Scenic Rim	25	15	10	Yes	5	5		5	100%	7.81	4.69
CLS	Somerset	5	5		Yes	4	4		4	100%	2.56	2.56
IND/CLS	South Burnett	16	12	4	Yes	7	5	2	7	100%	5.31	3.98
IND/CLS	Southern Downs	24	19	5	Yes (Stanthorpe)	4	4		4	100%	7.33	5.81
IND	Sunshine Coast	119	59	60	Yes	12	12		12	100%	4.10	2.03
IND/CLS	Tablelands	21	15	6	Yes	9	8	1	9	100%	4.95	3.54
IND/CLS	Toowoomba	68	54	14	Yes	13	11	2	13	100%	4.49	3.57
CLS	Torres SC	3	3		No	1	1		1	100%	7.84	7.84
IND	Townsville	87	59	28	Yes	6	4	2	6	100%	5.27	3.57
CLS	Weipa	6	6		Yes	1	1		1	100%	25.38	25.38
IND	Whitsunday	21	19	2	Yes	4	2	2	4	100%	6.83	6.18
CLS	Winton	5	5		Yes	1	1		1	100%	32.92	32.92
CLS	Yarrabah	10	10		No	1		1	1	100%	43.07	43.07
Totals		2,196	1,615	581	49	297	250	43	294	99%	5.44	4.00

Membership - Current (2007-08)

Lib Type	Library service:	Current Active Membership Figures						Membership Comparisons				
		Adult Resid	Adult Non Resid	Jnr/YA Res	Jnr/YA Non Res	Institutional	Total Membership	Pop Enrolled by total active M'ship	Pop. Enrolled by total Res M'ship	Total borrowers that are non residents	Issues per member - Using total active M'ship	Physical Visits per M'ship - using total active m'ship
CLS	Balonne	1,521	5	685		13	2,224	39.24%	39.15%	0.09%	11.95	7.34
IND/CLS	Banana	5,415		2,094		78	7,587	47.59%	47.59%	0.00%	14.62	-
CLS	Barcaldine	1,037	22	344		83	1,486	41.71%	41.09%	0.62%	14.95	-
CLS	Barcoo	99	4	23			126	27.10%	26.24%	0.86%	16.08	46.28
CLS	Blackall-Tambo	559		152	37	15	763	33.94%	32.30%	1.65%	16.52	0.00
CLS	Boulia	83	10	31	5	1	130	23.42%	20.72%	2.70%	8.22	-
IND	Brisbane	387,220	2,934	71,990	290	181	462,615	46.77%	46.44%	0.33%	21.38	13.19
CLS	Bulloo	223		63			286	61.11%	61.11%	0.00%	5.48	7.47
IND/CLS	Bundaberg	28,519	52	9,267		19	37,857	43.84%	43.78%	0.06%	29.73	1.47
IND	Burdekin	5,251	9	2,343	7	68	7,678	40.60%	40.52%	0.08%	22.83	11.04
CLS	Burke	101		27			128	25.81%	25.81%	0.00%	6.91	12.30
IND/CLS	Cairns	80,495	378	17,413		494	98,780	68.34%	68.08%	0.26%	9.06	8.62
CLS	Carpentaria	198	1	29		2	230	9.82%	9.78%	0.04%	29.08	71.89
IND/CLS	Cassowary Coast	13,746	253	4,425		51	18,475	60.42%	59.59%	0.83%	9.74	7.95
CLS	Central Highlands	11,017	133	3,712	2	90	14,954	56.78%	56.26%	0.51%	9.58	4.15
CLS	Charters Towers	3,804	56	1,907		62	5,829	47.27%	46.82%	0.45%	7.95	7.34
CLS	Cloncurry	837		335			1,172	30.13%	30.13%	0.00%	8.42	22.88
CLS	Cook	1,772	10	331	8	13	2,134	51.34%	50.90%	0.43%	14.58	0.00
CLS	Croydon	45	2	40		5	92	31.19%	30.51%	0.68%	3.52	0.00
IND/CLS	Dalby	13,440	563	6,166	105	161	20,435	67.64%	65.43%	2.21%	10.08	10.19
CLS	Diamantina	135	23	55		3	216	70.82%	63.28%	7.54%	5.17	129.79
CLS	Etheridge	327	7	36			370	35.54%	34.87%	0.67%	5.17	34.13
CLS	Flinders	319	85	37	5	1	447	22.78%	18.20%	4.59%	20.14	0.00
IND/CLS	Fraser Coast	33,774	264	6,535		78	40,651	46.66%	46.35%	0.30%	22.60	9.74
IND/CLS	Gladstone	15,048	1,409	7,616	569	87	24,729	47.47%	43.68%	3.80%	22.26	7.66
IND	Gold Coast	171,277	16,564	44,863	4,737	5	237,446	51.91%	47.25%	4.66%	25.85	9.84
CLS	Goondiwindi	2,718	354	1,109	187	73	4,441	41.09%	36.08%	5.01%	10.32	6.83
IND/CLS	Gympie	17,407	2,736	5,057	717	6	25,923	60.48%	52.42%	8.06%	16.06	9.38
IND	Hinchinbrook	7,366		2,362		5	9,733	79.36%	79.36%	0.00%	7.10	0.00
IND	Ipswich	32,079	2,347	13,427	654	335	48,842	33.59%	31.53%	2.06%	24.55	10.38
CLS	Isaac	8,514	161	2,918		137	11,730	58.45%	57.64%	0.80%	8.51	11.21
IND/CLS	Lockyer Valley	12,721	438	3,845	311	100	17,415	55.76%	53.36%	2.40%	9.11	8.68
IND	Logan	80,372	25,643	27,658	7,473	333	141,479	55.43%	42.45%	12.97%	12.47	6.01
CLS	Longreach	2,777		1,051		64	3,892	84.39%	84.39%	0.00%	5.21	0.00
IND/CLS	Mackay	36,677	198	12,800	69	264	50,008	49.63%	49.37%	0.26%	16.69	7.53
CLS	McKinlay	584		204		8	796	78.27%	78.27%	0.00%	7.81	23.07
IND	Moreton Bay	95,237	8,206	26,436	2,779	426	133,084	39.49%	36.23%	3.26%	28.26	7.45
CLS	Mornington	105	4			2	111	10.63%	10.25%	0.38%	6.23	6.35
IND	Mount Isa	10,128	672	3,752	43	29	14,624	68.27%	64.93%	3.34%	7.52	7.16
CLS	Murweh	1,646		718		32	2,396	47.97%	47.97%	0.00%	9.01	3.91
CLS	North Burnett	4,683	152	1,400	10	104	6,349	59.27%	57.76%	1.51%	9.42	8.35
CLS	Paroo	1,235	86	518		20	1,859	87.52%	83.47%	4.05%	7.92	11.31
CLS	Quilpie	248		98		45	391	36.24%	36.24%	0.00%	13.15	7.29
IND	Redland	51,440	1,886	18,751	671	6	72,754	55.04%	53.11%	1.93%	19.05	13.05
CLS	Richmond	59		66			125	10.86%	10.86%	0.00%	17.18	8.26
IND/CLS	Rockhampton	25,129	1,155	5,666	234	28	32,212	31.04%	29.70%	1.34%	27.09	5.75

Membership - Current (2007-08)

Lib Type	Library service:	Current Active Membership Figures						Membership Comparisons				
		Adult Resid	Adult Non Resid	Jnr/YA Res	Jnr/YA Non Res	Institutional	Total Membership	Pop Enrolled by total active M'ship	Pop. Enrolled by total Res M'ship	Total borrowers that are non residents	Issues per member - Using total active M'ship	Physical Visits per M'ship - using total active m'ship
CLS	Roma	4,405	406	1,425	145	80	6,461	50.63%	46.31%	4.32%	8.32	3.55
IND/CLS	Scenic Rim	16,076	293	6,045	105	37	22,556	70.47%	69.22%	1.24%	19.20	0.00
CLS	Somerset	5,644	21	1,649		16	7,330	37.60%	37.49%	0.11%	12.35	10.46
IND/CLS	South Burnett	10,624	1,094	2,857	132	94	14,801	49.12%	45.05%	4.07%	12.16	4.85
IND/CLS	Southern Downs	12,806	252	4,734	61	139	17,992	54.99%	54.03%	0.96%	18.59	9.35
IND	Sunshine Coast	103,788	13,117	21,939	532	671	140,047	48.26%	43.56%	4.70%	30.65	12.25
IND/CLS	Tablelands	14,814	1,747	4,307	450	222	21,540	50.80%	45.62%	5.18%	17.07	10.23
IND/CLS	Toowoomba	62,976	370	23,918	105	367	87,736	57.98%	57.66%	0.31%	16.20	6.17
CLS	Torres SC	1,213	21	243		10	1,487	38.86%	38.31%	0.55%	5.46	20.64
IND	Townsville	46,681	275	18,147	67	185	65,355	39.59%	39.39%	0.21%	15.67	7.25
CLS	Weipa	1,630		1,206		2	2,838	120.05%	120.05%	0.00%	11.01	0.00
IND	Whitsunday	15,235	191	3,709	8	24	19,167	62.34%	61.69%	0.65%	13.63	2.49
CLS	Winton	647		117			764	50.30%	50.30%	0.00%	19.14	0.00
CLS	Yarrabah	252		8			260	11.20%	11.20%	0.00%	0.00	0.00
Totals		1,464,178	84,609	398,659	20,518	5,374	1,973,338	48.90%	46.30%	2.61%	20.20	9.45

Membership - New (2007-08)

Lib Type	Library service:	New Membership Figures						% of borrowers enrolled this year
		Adult Resident	Adult Non Resident	JUN/YA Res	JUN/YA non Res	Institutional	Total New membership	
CLS	Balonne	295	4	155			454	20%
IND/CLS	Banana	591		211			802	11%
CLS	Barcaldine	119	8	29		69	225	15%
CLS	Barcoo	15	3	3			21	17%
CLS	Blackall-Tambo	77	6	12		6	101	13%
CLS	Boulia	27		10			37	28%
IND	Brisbane	66,198	510	14,018	82	11	80,819	17%
CLS	Bulloo	16		1			17	6%
IND/CLS	Bundaberg	360	12	81			453	1%
IND	Burdekin	531	2	253	4	7	797	10%
CLS	Burke	27		4			31	24%
IND/CLS	Cairns	6,603	104	2,200		77	8,984	9%
CLS	Carpentaria	32		22			54	23%
IND/CLS	Cassowary Coast	1,092	162	443			1,697	9%
CLS	Central Highlands	1,083	41	391		11	1,526	10%
CLS	Charters Towers	264	52	160		7	483	8%
CLS	Cloncurry	120		19			139	12%
CLS	Cook*						-	0%
CLS	Croydon*						-	0%
IND/CLS	Dalby	2,999	84	845	13	12	3,953	19%
CLS	Diamantina	29	7	1			37	17%
CLS	Etheridge	29		1			30	8%
CLS	Flinders	54	2	2			58	13%
IND/CLS	Fraser Coast	4,379	48	1,091		20	5,538	14%
IND/CLS	Gladstone	1,266	120	794	55	11	2,246	9%
IND	Gold Coast	20,128	2,079	6,406	560		29,173	12%
CLS	Goondiwindi	337	75	107	29	15	563	13%
IND/CLS	Gympie	1,792	250	573	56		2,671	10%
IND	Hinchinbrook	449					449	5%

Membership - New (2007-08)

Lib Type	Library service:	New Membership Figures						% of borrowers enrolled this year
		Adult Resident	Adult Non Resident	JUN/YA Res	JUN/YA non Res	Institutional	Total New membership	
IND	Ipswich	4,139	449	2,333	140	46	7,107	15%
CLS	Isaac	1,221		35			1,256	11%
IND/CLS	Lockyer Valley	1,241	115	807	7	13	2,183	13%
IND	Logan	20,426	7,943	8,246	2,308	20	38,943	28%
CLS	Longreach	130		28		1	159	4%
IND/CLS	Mackay	3,328	51	1,159	18	29	4,585	9%
CLS	McKinlay	67		15			82	10%
IND	Moreton Bay	13,491	1,896	4,910	643	89	21,029	16%
CLS	Mornington	28	4			1	33	30%
IND	Mount Isa	1,155	138	326	23	7	1,649	11%
CLS	Murweh	165		51		13	229	10%
CLS	North Burnett	276	33	122		5	436	7%
CLS	Paroo	54	4	15		3	76	4%
CLS	Quilpie	39		13		3	55	14%
IND	Redland	3,701	306	2,839	134		6,980	10%
CLS	Richmond	8		12			20	16%
IND/CLS	Rockhampton	4,425	427	1,079	21		5,952	18%
CLS	Roma	458		76		1	535	8%
IND/CLS	Scenic Rim	2,122	56	1,019	15	8	3,220	14%
CLS	Somerset	634	5	207		2	848	12%
IND/CLS	South Burnett	1,365	160	446	28	17	2,016	14%
IND/CLS	Southern Downs	1,389	48	583	3	3	2,026	11%
IND	Sunshine Coast	13,230	4,057	3,995	140	451	21,873	16%
IND/CLS	Tablelands	1,643	186	525	36	27	2,417	11%
IND/CLS	Toowoomba	6,377	24	2,364	4	34	8,803	10%
CLS	Torres SC	228	5	7	37		277	19%
IND	Townsville	7,828	107	2,611	16	6	10,568	16%
CLS	Weipa*						-	0%
IND	Whitsunday	1,644	99	280		7	2,030	11%
CLS	Winton	54		7			61	8%
CLS	Yarrabah	34		29			63	24%
Totals		199,812	19,682	61,971	4,372	1,032	286,869	15%

*Data not provided

Services (2007-08) - 1

Lib Type	Local Government:	Web Site / Web Presence	Web OPAC / Catalogue	Web OPAC / Catalogue searches	Web Page hits / requests	Online request service	Online request service - requests received
CLS	Balonne	No	No			No	
IND/CLS	Banana	Yes	No			No	
CLS	Barcaldine	Yes	No			No	
CLS	Barcoo	Yes	No			No	
CLS	Blackall-Tambo	Yes	No			No	
CLS	Boulia	Yes	No			No	
IND	Brisbane	Yes	Yes	n/a	10,688,410	Yes	7,954
CLS	Bulloo	No	Yes			No	
IND/CLS	Bundaberg	Yes	Yes			Yes	
IND	Burdekin	Yes	Yes	35,279	3,517	Yes	2,052
CLS	Burke	Yes	No			No	
IND/CLS	Cairns	Yes	Yes	440,371	16,270,561	Yes	231
CLS	Carpentaria	Yes	No			No	
IND/CLS	Cassowary Coast	Yes	No			No	
CLS	Central Highlands	Yes	No			No	
CLS	Charters Towers	Yes	Yes			No	
CLS	Cloncurry	Yes	No			No	
CLS	Cook	Yes	No			No	
CLS	Croydon	No	No			No	
IND/CLS	Dalby**	Yes	Yes			Yes	172
CLS	Diamantina	No	No			No	
CLS	Etheridge	No	No			No	
CLS	Flinders	Yes	No			No	
IND/CLS	Fraser Coast	Yes	Yes	51,743	249,951	Yes	690
IND/CLS	Gladstone	Yes	Yes			No	
IND	Gold Coast	Yes	Yes		190,997	Yes	5,649
CLS	Goondiwindi	Yes	No			No	
IND/CLS	Gympie	Yes	Yes		41,239	Yes	
IND	Hinchinbrook	Yes	Yes		22,783	Yes	
IND	Ipswich	Yes	Yes	3,009,342	708,971	Yes	6,398
CLS	Isaac	Yes	No			No	
IND/CLS	Lockyer Valley	Yes	Yes			Yes	48
IND	Logan	Yes	Yes	140,099	938,131	Yes	1,205
CLS	Longreach	Yes	No			No	
IND/CLS	Mackay	Yes	Yes	289,104	476,718	Yes	739
CLS	McKinlay	No	No			No	
IND	Moreton Bay*	Yes	Yes	1,955,227	311,844	Yes	2,797

Services (2007-08) - 1

Lib Type	Local Government:	Web Site / Web Presence	Web OPAC / Catalogue	Web OPAC / Catalogue searches	Web Page hits / requests	Online request service	Online request service - requests received
CLS	Mornington	No	No			No	
IND	Mount Isa	Yes	Yes			Yes	
CLS	Murweh	Yes	No			No	
CLS	North Burnett	Yes	No			No	
CLS	Paroo	Yes	No			No	
CLS	Quilpie	No	No			No	
IND	Redland	Yes	Yes	638,512		No	
CLS	Richmond	No	No			No	
IND/CLS	Rockhampton	Yes	Yes			Yes	130
CLS	Roma	Yes	No			No	
IND/CLS	Scenic Rim	Yes	Yes			No	
CLS	Somerset	Yes	No	No	1,722	No	
IND/CLS	South Burnett	Yes	No			No	
IND/CLS	Southern Downs	Yes	Yes			Yes	
IND	Sunshine Coast	Yes	Yes	4,197,246	415,931	Yes	1,459
IND/CLS	Tablelands**	Yes	Yes			Yes	
IND/CLS	Toowoomba **	Yes	Yes	12,058	93,100	Yes	256
CLS	Torres	No	No			No	
IND	Townsville	Yes	Yes				
CLS	Weipa	No	No	No		No	
IND	Whitsunday	Yes	Yes			Yes	
CLS	Winton	Yes	No			No	
CLS	Yarrabah	Yes	No			No	

* Estimated searches and requests not for all service points

** Services not available from all sites

Lib Type	Local Government:	Free Internet service for library members	Free Internet Services for non-library members	Corporate / business service	Participation in SLQ facilitated programs	Provision of access to info services for Aboriginal people and Torres Strait Islanders	Participants in Internet / computer instruction classes	Home library service - number of clients	Mail services - number of clients	Nursing homes, retirement homes, hospitals
CLS	Balonne	No	No	No	Yes	Yes		13	12	2
IND/CLS	Banana	No	No	No	Yes	Yes		3		1
CLS	Barcaldine	No	No	No	Yes	Yes		9	31	2
CLS	Barcoo	Yes	Yes	No	Yes	Yes			6	
CLS	Blackall-Tambo	No	No	No	Yes	Yes				1
CLS	Boulia	No	No	No	Yes	Yes				
IND	Brisbane	Yes	No	No	Yes	No	6,948	535	23	108
CLS	Bulloo	No	No	No	No	No			4	
IND/CLS	Bundaberg	Yes	Yes	No	Yes	No		92		16
IND	Burdekin	No	No	No	Yes	Yes		13		
CLS	Burke	No	No	No	Yes	Yes				
IND/CLS	Cairns	Yes	No	No	Yes	Yes		82		4
CLS	Carpentaria	No	No	No	Yes	Yes				
IND/CLS	Cassowary Coast	Yes - (Johnstone Shire) 2 hrs per week /member (no emails)	No	No	Yes	Yes	8			4
CLS	Central Highlands	No	No	No	Yes	Yes		29	16	2
CLS	Charters Towers	No	No	No	Yes	Yes		9	3	3
CLS	Cloncurry	No	No	No	Yes	Yes		2		2
CLS	Cook	No	No	No	Yes	No				
CLS	Croydon	No	No	No	no	No				
IND/CLS	Dalby**	Yes	Yes	Yes	Yes	Yes	168	14	13	19
CLS	Diamantina	No	No	No	No	No				
CLS	Etheridge	No	No	No	Yes	No	30	3	75	1
CLS	Flinders	No	No	No	Yes	Yes				
IND/CLS	Fraser Coast	No	No	No	Yes	Yes	90	225		15
IND/CLS	Gladstone	Yes	Yes	No	Yes	Yes	24	146		3
IND	Gold Coast	Yes	Yes	Yes	Yes	Yes	2,344	354		41
CLS	Goondiwindi	No	No	No	Yes	Yes		2	15	2
IND/CLS	Gympie	Yes	Yes	Yes	Yes	Yes	235	140		7
IND	Hinchinbrook	Yes	Yes	No	Yes	Yes				3
IND	Ipswich	Yes - reference use only	No	Yes	Yes	Yes	2,433	243		5
CLS	Isaac	No	No	No	Yes	Yes				
IND/CLS	Lockyer Valley	Yes	Yes	No	Yes	Yes	32	16		3
IND	Logan	Yes	Yes	Yes	Yes	Yes	2,051	496		30
CLS	Longreach	No	No	No	Yes	Yes	1	2	2	8
IND/CLS	Mackay	Yes - 1 hour per day	No	Yes	Yes	Yes	543	205		8
CLS	McKinlay	No	No	No	Yes	No	10	4	2	2
IND	Moreton Bay	No	No	No	Yes	Yes	1,779	521		26
CLS	Mornington	n/a	n/a	No	Yes	Yes				1
IND	Mount Isa	Yes	No	No	Yes	Yes		8	7	1
CLS	Murweh	No	No	No	Yes	Yes				
CLS	North Burnett	No	No	No	Yes	Yes		7		4
CLS	Paroo	No	No	No	Yes	Yes		5	10	1
CLS	Quilpie	No	No	No	No	No			6	
IND	Redland	Yes	No	Yes	Yes	No	428	69	1	13
CLS	Richmond	No	No	No	Yes	No				
IND/CLS	Rockhampton	Yes - Mt Morgan exception	Yes - Rockhampton residents only	No	Yes	Yes	663	231		32
CLS	Roma	No	No	No	Yes	No		5	7	4
IND/CLS	Scenic Rim	Yes	Yes	No	Yes	Yes	58	79		
CLS	Somerset	No	No	No	Yes	Yes		10		3

Services (2007-08) - 2

Lib Type	Local Government:	Free Internet service for library members	Free Internet Services for non-library members	Corporate / business service	Participation in SLQ facilitated programs	Provision of access to info services for Aboriginal people and Torres Strait Islanders	Participants in Internet / computer instruction classes	Home library service - number of clients	Mail services - number of clients	Nursing homes, retirement homes, hospitals
IND/CLS	South Burnett	Yes	Yes	No	Yes	Yes	93	24		5
IND/CLS	Southern Downs	No	No	No	Yes	Yes	80	36		7
IND	Sunshine Coast	Yes	Yes	Yes	Yes	Yes	2,164	431		73
IND/CLS	Tablelands*	No	No	No	Yes	Yes	56	26		3
IND/CLS	Toowoomba *	Yes	No	No	Yes	Yes	147	232	1	31
CLS	Torres	No	No	No	Yes	No				
IND	Townsville	Yes	No	Yes	Yes	Yes	183	1,019		42
CLS	Weipa	No	No	No	No	Yes				1
IND	Whitsunday	No (Whitsunday Shire) Yes (Bowen Shire)	No (Whitsunday Shire) Yes - with proof of residence (Bowen Shire)	No	Yes	Yes	288	17		2
CLS	Winton	No	No	No	Yes	Yes		10	11	
CLS	Yarrabah	Yes	Yes	No	Yes	Yes	10			
							20,866	5,367	245	541

* Services not available from all sites

Staffing (2007-08)

Lib Type	Library service:	Staff FTEs					Staff Comparisons						
		Librarian	Lib Tech	Lib Asst	Other	Total FTE	Pop to qualified staff	Pop to all staff	Lib M'bers to all staff	Issues to all staff	Physical Visits to all staff	Ref Enq to all staff	Opening Hours to All Staff
CLS	Balonne				1.71	1.71		3,315	1,301	15,544	9,549	146	34
IND/CLS	Banana	1.00	1.00	5.80		7.80	15,942	2,044	973	14,223	6,256	366	14
CLS	Barcaldine			2.80	1.12	3.92		909	379	5,669	2,063	353.83	26
CLS	Barcoo				1.70	1.70		274	74	1,192	3,430		48
CLS	Blackall-Tambo				1.19	1.19		1,889	641	10,592		158	34
CLS	Boulia			1.00		1.00		555	130	1,068		72	33
IND	Brisbane	83.39	73.25	126.01	7.60	290.25	11,862	3,408	1,594	34,080	21,029	1,703	4
CLS	Bulloo				0.63	0.63		743	454	2,487	3,390	19	37
IND/CLS	Bundaberg	3.00		14.89	0.80	18.69	28,784	4,620	2,026	60,218	2,974	48	5
IND	Burdekin	2.00		3.93		5.93	9,456	3,189	1,295	29,566	14,290	1,441	10
CLS	Burke				0.55	0.55		902	233	1,609	2,864		64
IND/CLS	Cairns	11.20	1.00	49.00	3.00	64.20	12,905	2,251	1,539	13,939	13,259	230	6
CLS	Carpentaria			2.00		2.00		1,171	115	3,344	8,267	139	33
IND/CLS	Cassowary Coast	3.00		4.50	1.00	8.50	10,193	3,597	2,174	21,172	17,281	836	14
CLS	Central Highlands	2.00	2.62	8.00		12.62	13,169	2,087	1,185	11,347	4,915	519	20
CLS	Charters Towers			2.88		2.88		4,281	2,024	16,091	14,866	458	13
CLS	Cloncurry				1.16	1.16		3,353	1,010	8,510	23,120	209	38
CLS	Cook				3.00	3.00		1,386	711	10,374		410	20
CLS	Croydon				1.00	1.00		295	92	324			38
IND/CLS	Dalby		1.00	9.25	4.50	14.75		2,048	1,385	13,966	14,116	498	19
CLS	Diamantina				2.00	2.00		153	108	559	14,018		36
CLS	Etheridge				3.00	3.00		347	123	637	4,209	85	17
CLS	Flinders				1.00	1.00		1,962	447	9,001		780	38
IND/CLS	Fraser Coast	6.00	3.20	11.05		20.25	14,521	4,303	2,007	45,367	19,555	1,000	8
IND/CLS	Gladstone	3.69		5.00	10.25	18.94	14,117	2,750	1,306	29,061	10,000	2,299	12
IND	Gold Coast	59.00	15.00	60.13	6.27	140.40	7,753	3,258	1,691	43,716	16,647	1,519	5
CLS	Goondiwindi				4.00	4.00		2,702	1,110	11,458	7,581	639	30
IND/CLS	Gympie	4.40	2.00	10.54	1.00	17.94	9,742	2,389	1,445	23,209	13,560	1,832	7
IND	Hinchinbrook	2.00		1.00	0.90	3.90	6,133	3,145	2,496	17,714			16
IND	Ipswich	16.40	12.70	25.20	8.70	63.00	8,867	2,308	775	19,036	8,050	1,020	3
CLS	Isaac	1.00	2.00	2.00	6.00	11.00	20,070	1,825	1,066	9,072	11,951	1,523	20
IND/CLS	Lockyer Valley	1.00	2.00	4.77	0.60	8.37	31,232	3,731	2,081	18,953	18,056	466	11
IND	Logan	21.22	1.80	51.17	4.00	78.19	12,029	3,265	1,809	22,566	10,871	3,363	5
CLS	Longreach		3.34	1.00	0.97	5.31		869	733	3,822		89	19
IND/CLS	Mackay	7.00	2.00	22.09	1.00	32.09	14,394	3,140	1,558	26,007	11,733	574	7
CLS	McKinlay			1.30		1.30		782	612	4,781	14,127	45	38
IND	Moreton Bay	28.40	7.75	64.35	11.85	112.35	11,866	3,000	1,185	33,475	8,820	1,113	6
CLS	Mornington				0.64	0.64		1,631	173	1,081	1,102		31
IND	Mount Isa	1.00		5.00	2.00	8.00	21,421	2,678	1,828	13,748	13,086	657	5
CLS	Murweh				1.60	1.60		3,122	1,498	13,486	5,852	576	49
CLS	North Burnett			6.52	5.56	12.08		887	526	4,951	4,391	43	17
CLS	Paroo			2.53	0.14	2.67		796	696	5,513	7,875	32	20
CLS	Quilpie				1.26	1.26		856	310	4,081	2,262		18
IND	Redland	14.80	13.00	42.65	5.60	76.05	8,931	1,738	957	18,228	12,482	599	3
CLS	Richmond				0.55	0.55		2,093	227	3,905	1,878		36
IND/CLS	Rockhampton	11.10	1.00	17.50	1.66	31.26	9,349	3,320	1,030	27,917	5,921	472	9

Staffing (2007-08)

Lib Type	Library service:	Staff FTEs					Staff Comparisons						
		Librarian	Lib Tech	Lib Asst	Other	Total FTE	Pop to qualified staff	Pop to all staff	Lib M'bers to all staff	Issues to all staff	Physical Visits to all staff	Ref Enq to all staff	Opening Hours to All Staff
CLS	Roma			1.00	2.69	3.69		3,458	1,751	14,562	6,212	60	49
IND/CLS	Scenic Rim	3.00	1.00	9.50		13.50	10,670	2,371	1,671	32,082		963.93	12
CLS	Somerset	1.00		4.50	1.80	7.30	19,495	2,671	1,004	12,396	10,507	234	14
IND/CLS	South Burnett	2.26	1.00	8.32		11.58	13,333	2,602	1,278	15,539	6,201	505	17
IND/CLS	Southern Downs	2.00		7.00	1.90	10.90	16,360	3,002	1,651	30,686	15,431	339	11
IND	Sunshine Coast	31.81	23.97	35.89	4.60	96.27	9,123	3,014	1,455	44,592	17,826	1,801	5
IND/CLS	Tablelands	4.00	1.60	13.03	0.43	19.06	10,601	2,225	1,130	19,294	11,562	880	11
IND/CLS	Toowoomba	11.20		23.48	2.30	36.98	13,512	4,092	2,373	38,440	14,649	1,746	10
CLS	Torres SC				2.20	2.20		1,740	676	3,690	13,951		17
IND	Townsville	16.10	12.00	17.40	12.60	58.10	10,252	2,841	1,125	17,624	8,154	529	4
CLS	Weipa		1.00			1.00		2,364	2,838	31,248		1,723	43
IND	Whitsunday	2.00	1.00	9.00		12.00	15,373	2,562	1,597	21,768	3,977	1,165	14
CLS	Winton				0.62	0.62		2,450	1,232	23,584		539	60
CLS	Yarrabah				0.22	0.22		10,555	1,182				164
	Totals	355.97	186.23	692.98	138.87	1374.05	11,336	2,937	1,436	29,016	13,566	1,270	7

Stock - Acquisitions and Withdrawals (2007-08)

Lib Type	Library service:	Pop.	ACQUISITIONS				WITHDRAWALS				per capita	
			Lending stock	Reference (Non-lending)	Elec d'base services	Total Acquisitions	Lending stock	Reference (Non-lending)	Elec d'base services	Total Withdrawals	Acq per capita	Withdrawals per capita
CLS	Balonne	5,668									-	-
IND/CLS	Banana	15,942	1,748			1,748	11,916			11,916	0.11	0.75
CLS	Barcaldine	3,563									-	-
CLS	Barcoo	465									-	-
CLS	Blackall-Tambo	2,248									-	-
CLS	Boulia	555									-	-
IND	Brisbane	989,152	173,667	7,695	3	181,365	98,582	6,922		105,504	0.18	0.11
CLS	Bulloo	468									-	-
IND/CLS	Bundaberg	86,353	12,751	386	1	13,138	9,981	45		10,026	0.15	0.12
IND	Burdekin	18,911	6,216	39		6,255	6,077	20		6,097	0.33	0.32
CLS	Burke	496									-	-
IND/CLS	Cairns	144,536	21,496	904	2	22,402	21,372	394	1	21,767	0.15	0.15
CLS	Carpentaria	2,341									-	-
IND/CLS	Cassowary Coast	30,578	4,518	140	1	4,659	3,783	39		3,822	0.15	0.12
CLS	Central Highlands	26,338									-	-
CLS	Charters Towers	12,330									-	-
CLS	Cloncurry	3,890									-	-
CLS	Cook	4,157									-	-
CLS	Croydon	295									-	-
IND/CLS	Dalby	30,212	7,342	37		7,379	7,134	29		7,163	0.24	0.24
CLS	Diamantina	305									-	-
CLS	Etheridge	1,041									-	-
CLS	Flinders	1,962									-	-
IND/CLS	Fraser Coast	87,127	33,781	35	1	33,817	17,723	19		17,742	0.39	0.20
IND/CLS	Gladstone	52,090	9,023	34		9,057	8,042	59		8,101	0.17	0.16
IND	Gold Coast	457,420	186,780	6,424	39	193,243	112,414	7,173	4	119,591	0.42	0.26
CLS	Goondiwindi	10,809									-	-
IND/CLS	Gympie	42,863	8,950	257		9,207	10,400	145		10,545	0.21	0.25
IND	Hinchinbrook	12,265	3,158			3,158					0.26	-
IND	Ipswich	145,411	29,378	382	5	29,765	37,847			37,847	0.20	0.26
CLS	Isaac	20,070					8,439			8,439	-	0.42
IND/CLS	Lockyer Valley	31,232	4,223	81		4,304	6,414	41		6,455	0.14	0.21
IND	Logan	255,255	35,250	1,187	8	36,445	39,740	1,003		40,743	0.14	0.16
CLS	Longreach	4,612									-	-
IND/CLS	Mackay	100,757	22,116	257		22,373	39,235	195		39,430	0.22	0.39
CLS	McKinlay	1,017									-	-
IND	Moreton Bay	337,006	89,379	933	1	90,313	61,226	2,062	2	63,290	0.27	0.19
CLS	Mornington	1,044									-	-

Stock - Acquisitions and Withdrawals (2007-08)

Lib Type	Library service:	Pop.	ACQUISITIONS				WITHDRAWALS				per capita	
			Lending stock	Reference (Non-lending)	Elec d'base services	Total Acquisitions	Lending stock	Reference (Non-lending)	Elec d'base services	Total Withdrawals	Acq per capita	Withdrawals per capita
IND	Mount Isa	21,421	4,200	29	1	4,230	2,732	20		2,752	0.20	0.13
CLS	Murweh	4,995									-	-
CLS	North Burnett	10,712									-	-
CLS	Paroo	2,124									-	-
CLS	Quilpie	1,079									-	-
IND	Redland	132,179	42,134	749	7	42,890	33,160	1,869		35,029	0.32	0.27
CLS	Richmond	1,151									-	-
IND/CLS	Rockhampton	103,774	17,872	57	1	17,930	15,194	279	1	15,474	0.17	0.15
CLS	Roma	12,761	21	6		27					0.00	-
IND/CLS	Scenic Rim	32,009	8,550	25		8,575	10,242			10,242	0.27	0.32
CLS	Somerset	19,495	470			470	100			100	0.02	0.01
IND/CLS	South Burnett	30,133	455	18		473	325			325	0.02	0.01
IND/CLS	Southern Downs	32,720	8,030	40		8,070	3,394	3		3,397	0.25	0.10
IND	Sunshine Coast	290,201	121,378	1,929	2	123,309	128,618	3,600		132,218	0.42	0.46
IND/CLS	Tablelands	42,404	8,755	20		8,775	4,427	76		4,503	0.21	0.11
IND/CLS	Toowoomba	151,333	22,492	191		22,683	13,347	10		13,357	0.15	0.09
CLS	Torres SC	3,827									-	-
IND	Townsville	165,059	15,770			15,770	31,899	2,165	1	34,065	0.10	0.21
CLS	Weipa	2,364					1,233			1,233	-	0.52
IND	Whitsunday	30,745	11,538	11		11,549	7,454			7,454	0.38	0.24
CLS	Winton	1,519									-	-
CLS	Yarrabah	2,322									-	-
	CLS Exchange stock		85,922	808		86,730	81,563			81,563		
	Totals	4,029,443	997,363	22,674	72	1,020,109	834,013	26,168	9	860,190	0.25	0.21

Stock - Resources (2007-08)

Lib Type	Library service:	Stock - Resources								Issues per Item (Lending Stock)	Lending Stock per capita
		Lending stock	Serial titles	Newspaper titles	Reference (non- lending) stock	Other non lending stock	Elec. Database	e-books	Total Stock		
CLS	Balonne	22,423			239				22,662	1.19	3.96
IND/CLS	Banana	60,997	46	4	1,206	371	1		62,625	1.82	3.83
CLS	Barcardine	18,230	16	4	373	66			18,689	1.22	5.12
CLS	Barcoo	4,440			92				4,532	0.46	9.55
CLS	Blackall-Tambo	9,753	25	2	283				10,063	1.29	4.34
CLS	Boulia	1,727			52				1,779	0.62	3.11
IND	Brisbane	1,304,327	5,045	141	49,800	962	44	1,462	1,361,781	7.58	1.32
CLS	Bulloo	4,501	14		43				4,558	0.35	9.62
IND/CLS	Bundaberg	175,606	900	25	2,079	111	1		178,722	6.41	2.03
IND	Burdekin	58,554	149	7	705	346			59,761	2.99	3.10
CLS	Burke	3,257		8	62				3,327	0.27	6.57
IND/CLS	Cairns	208,420	206	13	5,454	19,569	9		233,671	4.29	1.44
CLS	Carpentaria	9,743			196				9,939	0.69	4.16
IND/CLS	Cassowary Coast	80,605	101	15	2,729	5,871	1		89,322	2.23	2.64
CLS	Central Highlands	83,593	1,222	13	1,030	59		323	86,240	1.71	3.17
CLS	Charters Towers	15,975	15	6	631	30			16,657	2.90	1.30
CLS	Cloncurry	9,536	20	1	130	10			9,697	1.04	2.45
CLS	Cook	13,716	14	3	337	798			14,868	2.27	3.30
CLS	Croydon	2,473			59				2,532	0.13	8.38
IND/CLS	Dalby	73,322	2,972	18	1,127	1,525	2		78,966	2.81	2.43
CLS	Diamantina	3,616			128				3,744	0.31	11.86
CLS	Etheridge	3,058			135	48			3,241	0.63	2.94
CLS	Flinders	3,489		3	72	7			3,571	2.58	1.78
IND/CLS	Fraser Coast	227,836	350	20	2,494	931	5		231,636	4.03	2.61
IND/CLS	Gladstone	143,508	138	7	1,067	845			145,565	3.84	2.76
IND	Gold Coast	734,938	917	25	27,273	15,079	74	1,728	780,034	8.35	1.61
CLS	Goondiwindi	20,538	189	3	490				21,220	2.23	1.90
IND/CLS	Gympie	96,342	178	9	1,666	2,500	1		100,696	4.32	2.25
IND	Hinchinbrook	47,044	38	4	216				47,302	1.47	3.84
IND	Ipswich	250,789	551	11	6,009	2,569	19	3,323	263,271	4.78	1.72
CLS	Isaac	99,788	98	21	947	288	12	4	101,158	1.00	4.97
IND/CLS	Lockyer Valley	55,713	146	6	838	200			56,903	2.85	1.78
IND	Logan	580,564	1,061	39	22,288	1,016	34	350	605,352	3.04	2.27
CLS	Longreach	11,035	5	1	376				11,417	1.84	2.39
IND/CLS	Mackay	155,521	174	13	6,364	1,284			163,356	5.37	1.54
CLS	McKinlay	5,407			116	5,523			5,523	1.15	5.32
IND	Moreton Bay	637,105	920	38	16,771	28,950	17	50	683,851	5.90	1.89
CLS	Mornington	2,988			30	4			3,022	0.23	2.86
IND	Mount Isa	70,159	90	4	1,157		2		71,412	1.57	3.28
CLS	Murweh	14,860			360				15,220	1.45	2.97
CLS	North Burnett	31,659	6	10	634	288			32,597	1.89	2.96
CLS	Paroo	8,040	48		346				8,434	1.83	3.79
CLS	Quilpie	4,949		1	119				5,069	1.04	4.59
IND	Redland	232,828	329	13	11,249		5		244,424	5.95	1.76
CLS	Richmond	1,288	7		63				1,358	1.67	1.12
IND/CLS	Rockhampton	271,035	406	19	14,388		10		285,858	3.22	2.61
CLS	Roma	33,866	312	103	587	286			35,154	1.59	2.65
IND/CLS	Scenic Rim	96,738	102	6	956	809			98,611	4.48	3.02
CLS	Somerset	34,552	474	8	637	56			35,727	2.62	1.77

Stock - Resources (2007-08)

Lib Type	Library service:	Stock - Resources								Issues per Item (Lending Stock)	Lending Stock per capita
		Lending stock	Serial titles	Newspaper titles	Reference (non- lending) stock	Other non lending stock	Elec. Database	e-books	Total Stock		
IND/CLS	South Burnett	79,652	931	15	1,813	421			82,832	2.26	2.64
IND/CLS	Southern Downs	98,751	96	13	1,152	427			100,439	3.39	3.02
IND	Sunshine Coast	541,109	1,134	57	11,473	18,778	10		572,561	7.93	1.86
IND/CLS	Tablelands	120,210	243	15	1,381	1,091			122,940	3.06	2.83
IND/CLS	Toowoomba	297,292	502	33	5,966	18,443	14		322,250	4.78	1.96
CLS	Torres SC	7,192	6	1	73				7,272	1.13	1.88
IND	Townsville	210,672	353	14	9,238	2,025	21		222,323	4.86	1.28
CLS	Weipa	21,263	123	3	1,388	266			23,043	1.47	8.99
IND	Whitsunday	80,328	103	8	1,203	75			81,717	3.25	2.61
CLS	Winton	7,495	455		81				8,031	1.95	4.93
CLS	Yarrabah	3,442			58				3,500		1.48
Totals		7,507,857	21,230	783	218,229	126,404	282	7,240	7,882,025	5.31	1.86

Stock - Usage (2007-08)

Lib Type	Library service:	Loans and Usage										per capita			
		Patron Visits	Issues	Returns	Reference enquiries	Reservations	Interlibrary loan requests placed	Interlibrary loan items received	Interlibrary loan requests received	Interlibrary loan items supplied	Max. Personal Borrowing limit	Issues per capita	Loans per visit	Reference enq. per capita	Visits per capita
CLS	Balonne	16,328	26,580	23,403	250	3,038	2,090	1,847	10	10	10	4.69	1.63	0.04	2.88
IND/CLS	Banana	48,796	110,939	143,664	2,854	5,124	218	207			20	6.96	2.27	0.18	3.06
CLS	Barcaldine	8,086	22,223	17,477	1,387	800	1,635	1400	411	399	30	6.24	2.75	0.39	2.27
CLS	Barcoo	5,831	2,026				199				6	4.36	0.35		12.54
CLS	Blackall-Tambo		12,605	11,512	188	687	674	650	146	111	6	5.61		0.08	
CLS	Boulia		1,068	1,086	72.00		26	15			15	1.92		0.13	
IND	Brisbane	6,103,658	9,891,790	8,934,841	494,221	916,336	4,309	2,819	7,491	4,633	20	10.00	1.62	0.50	6.17
CLS	Bulloo	2,136	1,567	1,844		12	31	117			10	3.35	0.73	0.03	4.56
IND/CLS	Bundaberg	55,591	1,125,477		897	23,097	2,806		12	12	10	13.03	20.25	0.01	0.64
IND	Burdekin	84,740	175,325		8,543	5,542	931	892	10	8	12	9.27	2.07	0.45	4.48
CLS	Burke	1,575	885	900			97				15	1.78	0.56		3.18
IND/CLS	Cairns	851,208	894,881	970,847	14,735	151,237	1,824	2,392	2,302	2,127	10	6.19	1.05	0.10	5.89
CLS	Carpentaria	16,534	6,688		277	1,199	886	356			4	2.86	0.40	0.12	7.06
IND/CLS	Cassowary Coast	146,885	179,958	169,983	7,105	9,790	3,556	2,880	1,502	1,280	20	5.89	1.23	0.23	4.80
CLS	Central Highlands	62,028	143,198	147,714	6,551	17,392	5,725	4,311	206	201	20	5.44	2.31	0.25	2.36
CLS	Charters Towers	42,814	46,342	57,061	1,320	6,575	1,768	1,073	731	611	13	3.76	1.08	0.11	3.47
CLS	Cloncurry	26,819	9,872		243	1,662	645				10	2.54	0.37	0.06	6.89
CLS	Cook		31,121	32,089	1,229	1,986	1,227	678			18	7.49		0.30	
CLS	Croydon		324	302			7				4	1.10			
IND/CLS	Dalby	208,206	206,005	198,306	7,349	11,100	5,670	5350	817	781	8	6.82	0.99	0.24	6.89
CLS	Diamantina	28,035	1,117	1,463			120				20	3.66	0.04		91.92
CLS	Etheridge	12,627	1,912	1,892	254	194	230	161	95	51	20	1.84	0.15	0.24	12.13
CLS	Flinders		9,001	9,471	780	108	853	821			20	4.59		0.40	
IND/CLS	Fraser Coast	395,985	918,690	612,370	20,257	29,227	3,689	3527	2,871	2,860	20	10.54	2.32	0.23	4.54
IND/CLS	Gladstone	189,407	550,406	467,961	43,551	8,006	5,308	4,461	316	228	26	10.57	2.91	0.84	3.64
IND	Gold Coast	2,337,229	6,137,681	5,558,375	213,330	56,924	5,687	5,200	627	578	50	13.42	2.63	0.47	5.11
CLS	Goondiwindi	30,323	45,831	44,568	2,555	3,772	1,896	1,934	597	639	14	4.24	1.51	0.24	2.81
IND/CLS	Gympie	243,259	416,370	383,092	32,864	15,587	1,292	992	348	308	15	9.71	1.71	0.77	5.68
IND	Hinchinbrook		69,084			3,108			857	537	17	5.63			
IND	Ipswich	507,132	1,199,294	1,194,304	64,268	57,267	1,221	803	3,800	2,649	20	8.25	2.36	0.44	3.49
CLS	Isaac	131,463	99,788	84,082	16,757	2,305	2,004	1,533	1,611	1,690	10	4.97	0.76	0.83	6.55
IND/CLS	Lockyer Valley	151,128	158,637	150,775	3,900	11,407	1,677	1,397	2,077	1,954	15	5.08	1.05	0.12	4.84
IND	Logan	850,016	1,764,415	1,733,831	262,940	643,769	985	850	1,382	1,138	20	6.91	2.08	1.03	3.33
CLS	Longreach		20,296	19,068	475	1,518	578	527	91	88	5	4.40		0.10	
IND/CLS	Mackay	376,526	834,568	876,761	18,410	21,132	3,306	2,252	2,627	1,964	20	8.28	2.22	0.18	3.74
CLS	McKinlay	18,365	6,215	7,786	59	825	825	691			20	6.11	0.34	0.06	18.06
IND	Moreton Bay	990,889	3,760,883	3,506,229	125,030	203,530	6,738	6,655	7,906	6260	20	11.16	3.80	0.37	2.94
CLS	Mornington	705	692	717		7	208				4	0.66	0.98		0.68
IND	Mount Isa	104,685	109,983	135,316	5,256	4,035	270	260	32	32	15	5.13	1.05	0.25	4.89
CLS	Murweh	9,363	21,577	23,020	921	2,084	1,638				10	4.32	2.30	0.18	1.87
CLS	North Burnett	53,042	59,810	61,214	517	5,042	4,535		542	266	10	5.58	1.13	0.05	4.95
CLS	Paroo	21,027	14,720	13,341	85	1,033	1,069				15	6.93	0.70	0.04	9.90
CLS	Quilpie	2,850	5,142	4,766		165	146	115	121	96	20	4.77	1.80		2.64
IND	Redland	949,224	1,386,236	1,382,962	45,541	169,857	2,719	1,907	417	354	20	10.49	1.46	0.34	7.18
CLS	Richmond	1,033	2,148	2,133		269						1.87	2.08		0.90

Stock - Usage (2007-08)

Lib Type	Library service:	Loans and Usage										per capita			
		Patron Visits	Issues	Returns	Reference enquiries	Reservations	Interlibrary loan requests placed	Interlibrary loan items received	Interlibrary loan requests received	Interlibrary loan items supplied	Max. Personal Borrowing limit	Issues per capita	Loans per visit	Reference enq. per capita	Visits per capita
IND/CLS	Rockhampton	185,101	872,684	810,901	14,752	30,030	3,665	1,332	289	267	30	8.41	4.71	0.14	1.78
CLS	Roma	22,922	53,734	58,081	220	4,828	2,914	2,300	15	15	10	4.21	2.34	0.02	1.80
IND/CLS	Scenic Rim		433,107	403,386	13,013	49,729	2,180	2,134	1,824	1,824	10	13.53		0.41	
CLS	Somerset	76,702	90,492	93,488	1,710	11,334	5,566	2,719	4	4	15	4.64	1.18	0.09	3.93
IND/CLS	South Burnett	71,807	179,943	174,301	5,850	10,307	6,079	5,771	1,017	756	10	5.97	2.51	0.19	2.38
IND/CLS	Southern Downs	168,193	334,480	229,384	3,699	12,782	2,933	432	1,230	612	20	10.22	1.99	0.11	5.14
IND	Sunshine Coast	1,716,092	4,292,825	3,440,006	173,375	305,009	4,901	2,988	3,378	2,428	30	14.79	2.50	0.60	5.91
IND/CLS	Tablelands	220,366	367,740	321,298	16,768	30,491	8,989	8,566	2,466	1,812	50	8.67	1.67	0.40	5.20
IND/CLS	Toowoomba	541,726	1,421,510	1,418,656	64,578	78,357	14,068	10,106	4,611	3,315	15	9.39	2.62	0.43	3.58
CLS	Torres SC	30,693	8,117	8,122		487	191	109				2.12	0.26		8.02
IND	Townsville	473,771	1,023,930	841,514	30,719	51,286	1,435	969	301	186	25	6.20	2.16	0.19	2.87
CLS	Weipa		31,248	31,212	1,723	606	502	466	466	466	12	13.22		0.73	
IND	Whitsunday	47,727	261,215	244,936	13,982	6,741	1,077	803	1,375	395	20	8.50	5.47	0.45	1.55
CLS	Winton		14,622	15,486	334		1,120	1,010		395	6	9.63		0.22	
CLS	Yarrabah*						26				10				
Totals		18,640,648	39,869,017	35,077,297	1,745,706	2,988,754	137,050	98,661	56,931	44,340	12	9.88	2.14	0.43	4.62
* Data not provided															
<i>N.B.</i> Where supplied, Reference Enquiries Sample Period data is multiplied by 6.5 to provide estimated annual enquiries															

Stock - Collection Usage (2007-08)

Lib Type	Library Service	Collection Performance											
		Adult Fiction	Adult Non Fiction	Large Type	Childrens (easy readers, picture books, read-along)	Junior Fiction	Junior Non Fiction	Young Adult Fiction	Young Adult Non Fiction	DVD / Video	Talking Books (all formats)	Music	Other
CLS	Balonne												
IND/CLS	Banana	31.75%	20.00%	7.40%	6.90%	8.45%	6.70%	3.72%	0.24%	2.48%	2.00%	0.96%	9.40%
CLS	Barcaldine	38.99%	12.10%	6.96%	10.79%	8.91%	1.70%	3.04%	0.32%	9.51%	3.63%		4.05%
CLS	Barcoo	27.33%	16.88%	5.86%	11.84%	8.48%	5.44%	1.22%	1.00%	5.18%	2.68%		14.09%
CLS	Blackall-Tambo	49.15%	14.61%	14.89%	4.13%	3.94%	1.90%	2.04%	0.20%	4.44%	4.52%		0.17%
CLS	Boulia	43.09%	19.98%	4.05%	10.68%	1.29%	2.30%	1.10%	0.09%	10.87%	3.31%		3.31%
IND	Brisbane	25.00%	15.00%	5.70%	12.30%	7.60%	2.10%	3.00%		7.70%	2.10%	4.50%	15.00%
CLS	Bulloo												
IND/CLS	Bundaberg*	42.31%	14.39%	8.80%	4.53%	5.69%	2.92%	1.66%	0.38%	9.60%	1.62%		8.11%
IND	Burdekin												
CLS	Burke												
IND/CLS	Cairns	30.00%	21.75%	6.90%	4.25%	6.90%	9.23%	0.18%	0.40%	3.66%	1.97%	4.17%	10.59%
CLS	Carpentaria	23.94%	20.79%	4.96%	14.69%	11.60%	8.45%	4.26%	1.22%	5.31%	3.91%		0.87%
IND/CLS	Cassowary Coast	42.99%	18.38%	10.43%	10.14%	4.12%	2.81%	1.87%	0.01%	5.13%	1.66%	1.99%	0.47%
CLS	Central Highlands												
CLS	Charters Towers	41.00%	13.77%	14.37%	9.29%	6.18%	3.04%	2.23%	0.40%	3.57%	2.34%		3.81%
CLS	Cloncurry												
CLS	Cook	22.74%	24.40%	2.92%	4.51%	4.72%	3.90%	0.91%	0.30%	4.65%	1.41%		29.53%
CLS	Croydon												
IND/CLS	Dalby	25.38%	21.40%	3.65%	6.80%	7.00%	5.18%	2.35%	1.11%	2.40%	2.82%		21.91%
CLS	Diamantina												
CLS	Etheridge												
CLS	Flinders	54.03%	8.45%	14.51%	4.70%	3.21%	1.62%	1.64%	0.22%	4.27%	3.63%		3.71%
IND/CLS	Fraser Coast	31.00%	18.00%	16.00%	9.00%	6.00%	3.00%	2.00%		12.00%	2.00%	1.00%	
IND/CLS	Gladstone												
IND	Gold Coast	29.47%	14.87%	8.80%	8.62%	4.49%	2.42%	1.27%	0.22%	18.92%	2.85%	5.75%	2.33%
CLS	Goondiwindi	35.76%	12.43%	8.17%	14.20%	7.71%	3.13%	1.78%	0.22%	7.31%	2.61%		6.69%
IND/CLS	Gympie												
IND	Hinchinbrook												
IND	Ipswich	27.47%	15.21%	7.68%	12.53%	5.21%	3.64%	2.61%		7.76%	8.30%	2.71%	6.88%
CLS	Isaac	23.00%	21.33%	6.01%	7.37%	6.54%	5.81%	2.20%	1.10%	3.86%	2.06%		20.71%
IND/CLS	Lockyer Valley	34.92%	16.07%	8.12%	11.21%	5.23%	2.89%	2.29%	0.37%	9.70%	4.41%	4.56%	0.23%
IND	Logan	26.00%	20.00%	6.00%	9.00%	8.00%	11.50%	4.00%	1.00%	4.50%	3.00%	3.00%	4.00%
CLS	Longreach	47.18%	8.47%	7.32%	9.96%	5.92%	2.06%	1.35%	0.25%	4.52%	6.04%		6.93%
IND/CLS	Mackay	25.00%	15.00%	10.00%	10.00%	10.00%	4.00%	3.00%	1.00%	9.00%	4.00%	4.00%	5.00%
CLS	McKinlay	36.67%	15.51%	5.68%	8.00%	4.83%	5.27%	3.45%	0.62%	6.89%	5.12%		7.97%
IND	Moreton Bay	30.75%	12.95%	11.17%	9.89%	5.84%	2.42%	1.77%	0.12%	11.88%	1.75%	3.46%	8.00%
CLS	Mornington												
IND	Mount Isa	19.00%	12.00%	2.00%	13.00%	4.00%	3.00%	3.00%		22.00%	2.00%	7.00%	13.00%
CLS	Murweh	42.69%	12.35%	13.89%	10.92%	3.07%	2.26%	2.38%	0.38%	4.20%	2.63%		5.22%
CLS	North Burnett	38.66%	10.53%	11.93%	9.57%	6.17%	2.45%	1.69%	0.40%	7.97%	1.84%		8.78%

Stock - Collection Usage (2007-08)

Lib Type	Library Service	Adult Fiction	Adult Non Fiction	Large Type	Childrens (easy readers, picture books, read-along)	Junior Fiction	Junior Non Fiction	Young Adult Fiction	Young Adult Non Fiction	DVD / Video	Talking Books (all formats)	Music	Other
CLS	Paroo	41.96%	9.33%	17.87%	4.02%	4.04%	2.36%	0.68%	0.32%	4.99%	4.51%		9.92%
CLS	Quilpie	35.20%	11.22%	8.58%	9.94%	3.05%	2.35%	1.26%	0.41%	9.04%	8.77%		10.17%
IND	Redland	26.40%	14.11%	10.73%	12.39%	7.74%	3.43%	3.72%		7.97%	2.09%	3.19%	8.23%
CLS	Richmond												
IND/CLS	Rockhampton												
CLS	Roma	37.26%	13.17%	14.32%	9.64%	4.34%	2.94%	1.65%	0.32%	5.21%	4.12%		7.04%
IND/CLS	Scenic Rim	28.24%	13.77%	7.83%	11.10%	5.90%	3.57%	2.72%	0.32%	12.67%	1.84%	1.73%	10.31%
CLS	Somerset	35.36%	16.17%	15.68%	5.33%	2.77%	1.54%	1.03%	0.30%	5.80%	4.06%		11.96%
IND/CLS	South Burnett	41.65%	10.75%	11.58%	7.65%	4.79%	1.94%	1.68%	0.49%	5.55%	1.61%		12.33%
IND/CLS	Southern Downs												
IND	Sunshine Coast	28.96%	18.40%	10.81%	11.21%	4.80%	3.21%	2.37%	0.05%	7.59%	2.03%	4.23%	6.34%
IND/CLS	Tablelands	34.52%	19.19%	6.82%	7.10%	5.23%	4.55%	2.30%	0.51%	4.77%	2.19%	2.75%	10.06%
IND/CLS	Toowoomba												
CLS	Torres SC												
IND	Townsville												
CLS	Weipa												
IND	Whitsunday	29.82%	23.02%	2.17%	9.01%	6.12%	4.33%	4.40%	1.05%	10.04%	0.24%	0.50%	9.30%
CLS	Winton												
CLS	Yarrabah												
	Overall Average	33.81%	15.68%	8.96%	9.11%	5.79%	3.72%	2.21%	0.44%	7.45%	3.10%	3.08%	8.55%
* Gin Gin Library only													

Volunteers Trainees (2007-08)

Lib Type	Library Service	Volunteers - number	Hours per week	Trainees - number	Hours per week
CLS	Balonne				
IND/CLS	Banana	2	6:00	1	7:25
CLS	Barcaldine	1	2:00	1	4:05
CLS	Barcoo	1	2:00		
CLS	Blackall-Tambo				
CLS	Boulia				
IND	Brisbane			9	326:15
CLS	Bulloo				
IND/CLS	Bundaberg				
IND	Burdekin	11	18:00	2	72:30
CLS	Burke				
IND/CLS	Cairns	9	18:00		
CLS	Carpentaria				
IND/CLS	Cassowary Coast	3	33:00	2	72:30
CLS	Central Highlands	2	4:00	1	36:15
CLS	Charters Towers			1	36:15
CLS	Cloncurry				
CLS	Cook				
CLS	Croydon				
IND/CLS	Dalby	19	744:00	2	36:25
CLS	Diamantina	1	8:00		
CLS	Etheridge				
CLS	Flinders				
IND/CLS	Fraser Coast	175	203:00	2	43:40
IND/CLS	Gladstone	30	47:00		
IND	Gold Coast	105	104:00	1	36:15
CLS	Goondiwindi	2	2:00		
IND/CLS	Gympie	40	68:00	2	16:00
IND	Hinchinbrook	5	28:00		
IND	Ipswich	54	74:00		
CLS	Isaac	12	30:00		
IND/CLS	Lockyer Valley	2	6:00	4	87:45
IND	Logan	84	84:00	5	93:30
CLS	Longreach				
IND/CLS	Mackay	116	77:00	4	87:00
CLS	McKinlay				

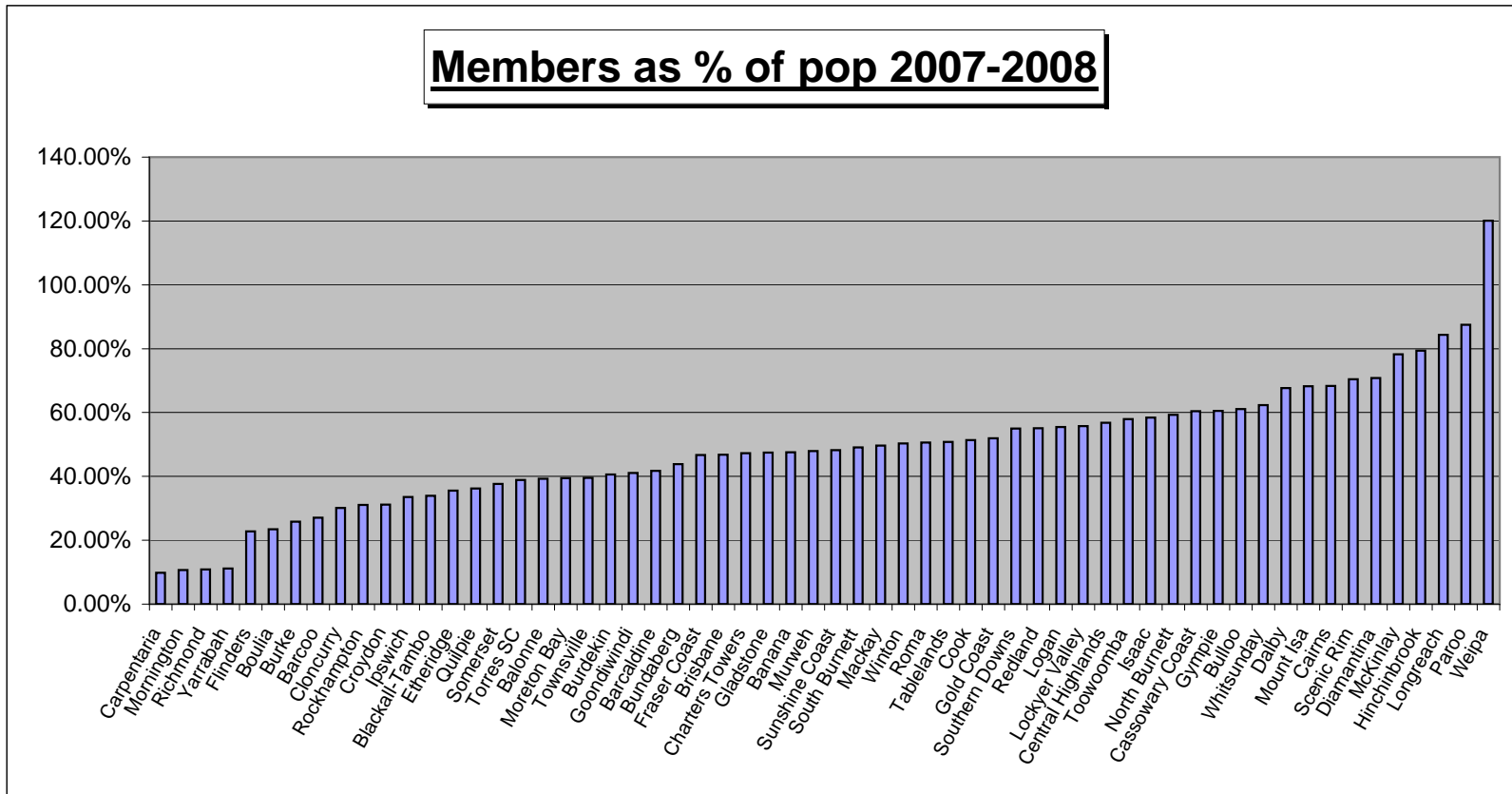
Volunteers Trainees (2007-08)

Lib Type	Library Service	Volunteers - number	Hours per week	Trainees - number	Hours per week
IND	Moreton Bay	246	103:00	6	94:35
CLS	Mornington				
IND	Mount Isa	4	13:00		
CLS	Murweh	1	2:00		
CLS	North Burnett			1	36:25
CLS	Paroo	1	4:00		
CLS	Quilpie				
IND	Redland			2	14:30
CLS	Richmond				
IND/CLS	Rockhampton	29	90:00	2	36:15
CLS	Roma	1	15:00		
IND/CLS	Scenic Rim	3	48:00		
CLS	Somerset	6	6:00	1	7:00
IND/CLS	South Burnett	8	32:00	2	45:25
IND/CLS	Southern Downs	6	15:00	1	36:15
IND	Sunshine Coast	392	292:25	5	95:30
IND/CLS	Tablelands	9	43:30	1	36:15
IND/CLS	Toowoomba	85	180:00	3	56:25
CLS	Torres SC				
IND	Townsville	7		4	74:00
CLS	Weipa				
IND	Whitsunday				
CLS	Winton				
CLS	Yarrabah				
	Totals	1,472	2401:55	65	1488:25

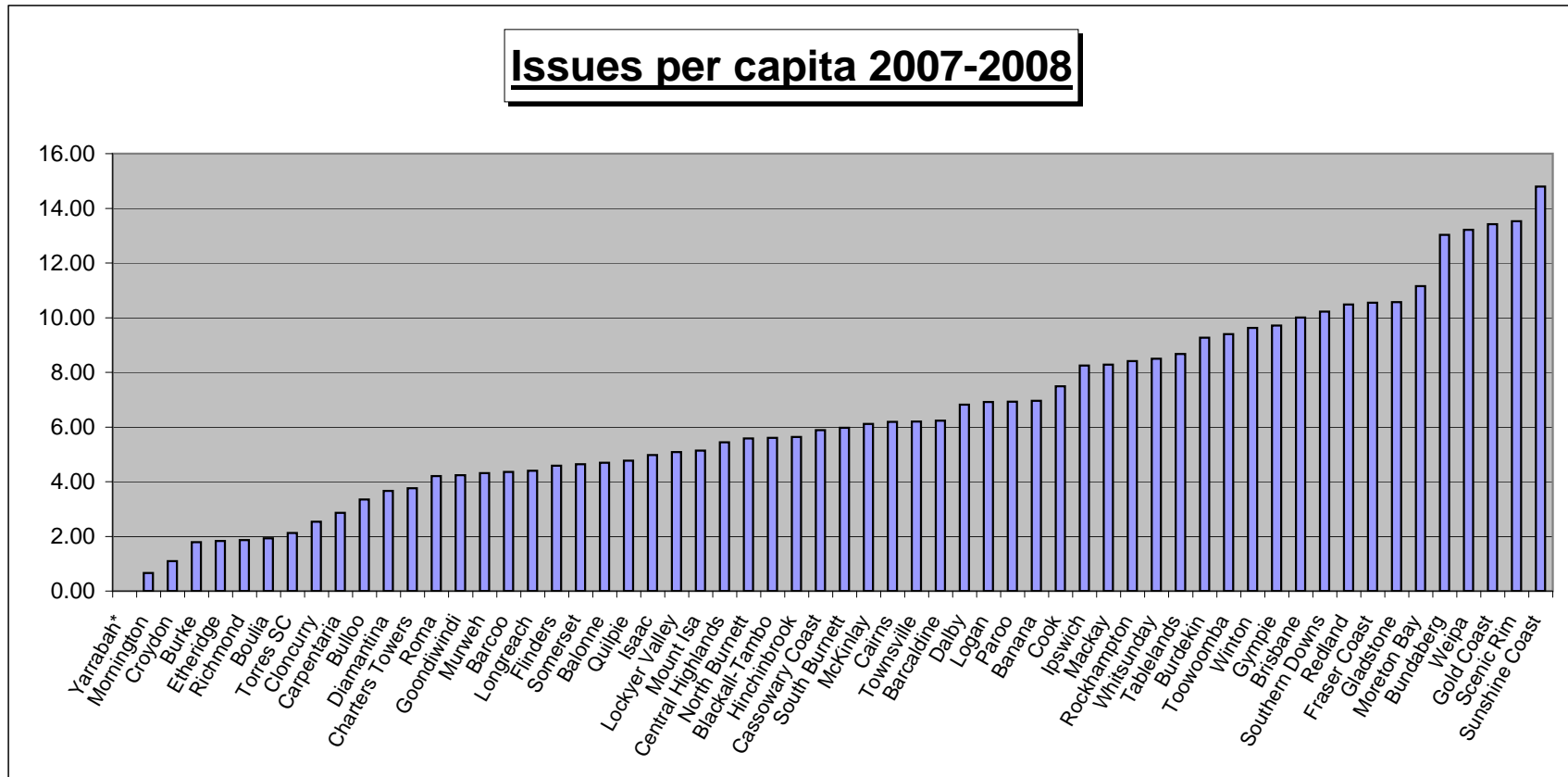
Wi-fi Services (2007-08)

Lib Type	Local Government	W-Fi Access	Active Sites	W-Fi Planning	Planned Sites
IND	Brisbane	Yes	4	Yes	2
IND/CLS	Bundaberg			Yes	
IND	Burdekin			Yes	1
CLS	Carpentaria			Yes	1
CLS	Central Highlands			Yes	3
IND/CLS	Fraser Coast			Yes	
IND/CLS	Gladstone			Yes	1
IND/CLS	Gold Coast	Yes	1	Yes	4
CLS	Goondiwindi			Yes	
IND/CLS	Gympie	Yes	1	Yes	
IND	Hinchinbrook			Yes	
IND	Ipswich			Yes	
CLS	Isaac	Yes	2	Yes	6
IND/CLS	Lockyer Valley			Yes	1
IND	Logan			Yes	
IND/CLS	Mackay	Yes	2	No	
IND	Moreton Bay	Yes	1	Yes	
IND	Rockhampton			Yes	1
IND/CLS	Southern Downs	Yes	1	No	
IND	Sunshine Coast	Yes	1	Yes	
IND	Townsville	Yes	1	Yes	
IND	Whitsunday	Yes	1	Yes	2
	Total	10	15	20	22

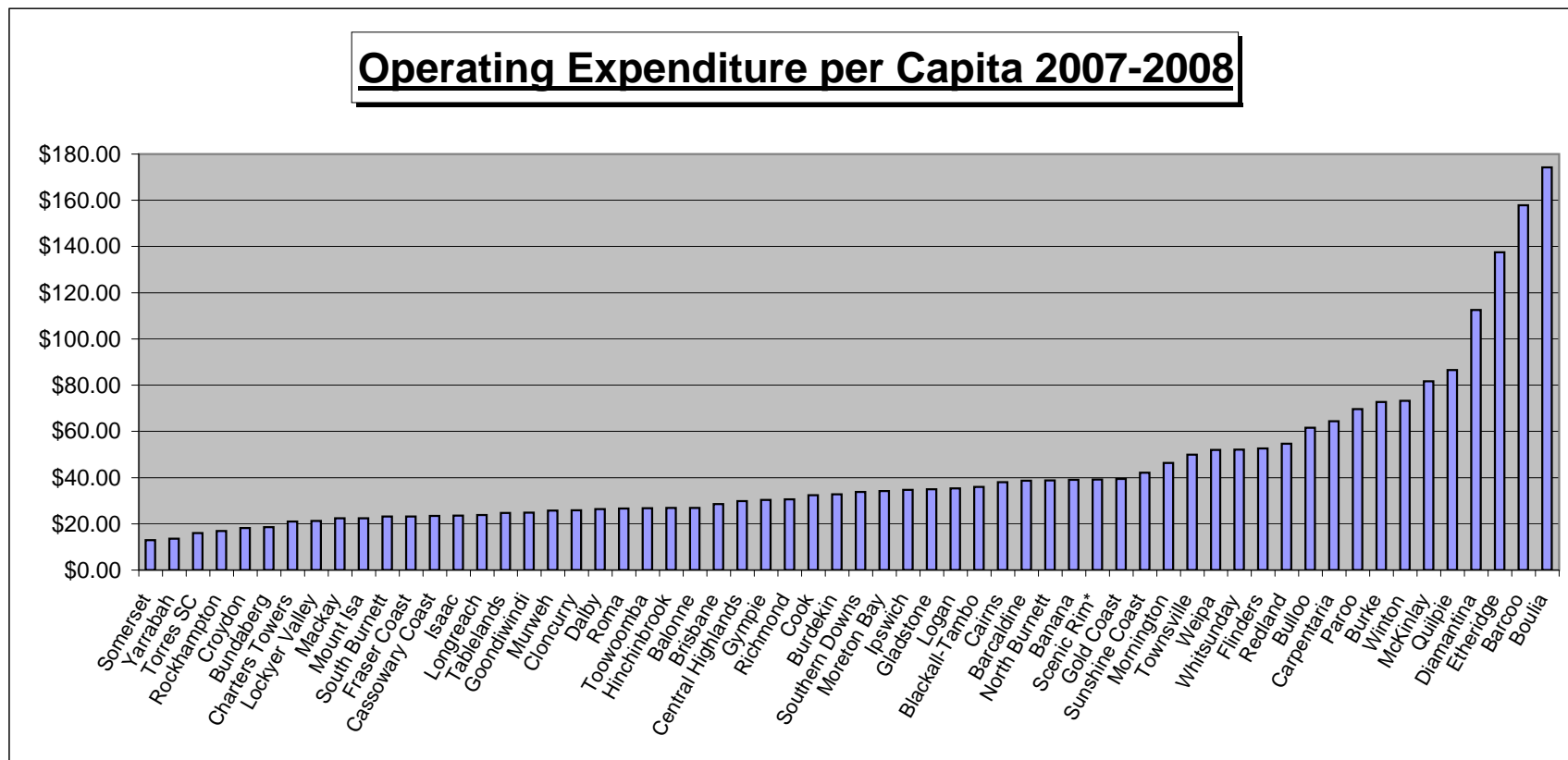
Members as percent of population 2007-08



Issues per capita 2007-08



Operating Expenditure per capita 2007-08



Total Expenditure per capita 2007-08

