



Queensland Public Libraries Statistical Bulletin 2009-2010

Queensland Public Libraries Statistical Bulletin 2009-10

Contents

• Summary	<i>ii</i>
• Selected Comparisons 2008-2010 to 2008-09	<i>iii - iv</i>
• Graph – Collection Usage 2008-2009	<i>v</i>
• Graph – Collection Usage 2006-07 to 2008-09	<i>v</i>
• Charges – General	<i>1 - 4</i>
• Charges – Membership	<i>5 - 6</i>
• Facilities – 1	<i>7 - 13</i>
• Facilities – 2	<i>14 - 20</i>
• Facilities – Other / Less than 6 hrs	<i>21</i>
• Finance – Expenditure	<i>22 - 23</i>
• Finance – Income	<i>24 - 25</i>
• Information Technology - 1	<i>26 - 27</i>
• Information Technology - 2	<i>28 - 29</i>
• Membership – Current	<i>30 - 31</i>

Contents

• Membership – New	<i>32 - 33</i>
• Services - 1	<i>34 - 35</i>
• Services – 2	<i>36 - 37</i>
• Staffing	<i>38 - 39</i>
• Stock – Acquisitions and Withdrawals	<i>40 - 41</i>
• Stock – Resources	<i>42 - 43</i>
• Stock – Usage	<i>44 - 45</i>
• Stock – Collection Usage	<i>46</i>
• Volunteers and Trainees	<i>47</i>
• Graph – Members as percent of population	<i>48</i>
• Graph – Issues per capita	<i>49</i>
• Graph – Operating expenditure per capita	<i>50</i>
• Graph – Total expenditure per capita	<i>51</i>

Queensland Public Libraries Statistical Bulletin 2009-10

Disclaimer

While every care has been taken in the compilation of this bulletin there may be inconsistencies due to the unavailability or non-reporting of data elements.

Types of library service

The type of public library service provided by each Local Government is indicated on each data page under the “Lib Type” column. As all affected library services completed transitions from Country Lending Service to Independent status as at 1 July 2009 there are no combined services as reported in previous bulletins. Indigenous Knowledge Centres (IKC) are not reported in this bulletin.

Country Lending Service (CLS) – the Country Lending Service is provided by the Public & Indigenous Library Services program of the State Library of Queensland in partnership with Local Government. These libraries receive library stock every quarter from Public Library Services on an exchange basis.

Independent (IND) – Local Governments provide an independent library service with State Government funding for library resources through Public Library Grant funding.

Changes to the 2009-10 bulletin

The only change has been the addition of Turnover Rate¹ and the removal of Returns from the *Stock – Usage* pages.

Summary

- Total expenditure on public library services totaled more than \$190 million
- Expenditure on collections of more than \$28 million
- Expenditure on collections per capita was \$6.55
- Issues of 41,489,233 were the highest ever recorded
- Annual library visits were almost 21 million
- 2,023 pcs were connected to the internet

¹ Turnover Rate is the number of materials circulated divided by the number of physical materials held (Lending Stock), i.e. how often each item in the collection was lent.

Queensland Public Libraries Statistical Bulletin 2009-10

	2009-2010	2008-2009	%'age increase or decrease
Expenditure			
Total Expenditure	\$ 190,025,527	\$ 192,434,228	- 1.25%
Operating Expenditure	\$ 145,558,836	\$ 145,013,293	+ 0.38%
Operating costs per capita	\$ 33.96	\$ 35.61	- 4.63%
Collections ²	\$ 28,053,528	\$ 29,174,923	- 3.84%
Collection exp. per capita	\$ 6.55	\$ 7.16	- 8.52%
Stock			
Total Stock	7,894,678	7,857,842	+ 0.47%
Lending Stock	7,516,003	7,519,464	- 0.10%
New Acquisitions	1,133,421	1,067,848	+ 6.14%
Membership			
Total members	1,918,885 (45% of pop.)	1,963,347 (48% of pop.)	
New Members	271,029		

² Includes grant funds expended by SLQ for CLS library collections.

Queensland Public Libraries Statistical Bulletin 2009-10

	2009-2010	2008-2009	%'age increase or decrease
Issues / Reserves / Visits			
Total Issues ³	41,489,233	40,732,190	+ 1.85%
Reservations	4,668,228	4,137,469	+ 12.82%
Visits	21,183,985	18,892,818	+ 12.13%
Reference Enquiries	2,010,447	1,859,476	+ 8.12%
Issues per capita	9.68	10.00	- 3.20%
Services			
Opening Hours per week ⁴	10,186	10,076	+ 1.09%
Staffing			
Total FTE	1,412.63	1,386.44	+ 1.89%
Technology			
Public Access pcs	2,348	2,488	- 5.63%
Internet pcs	2,023	1,974	+ 2.48%

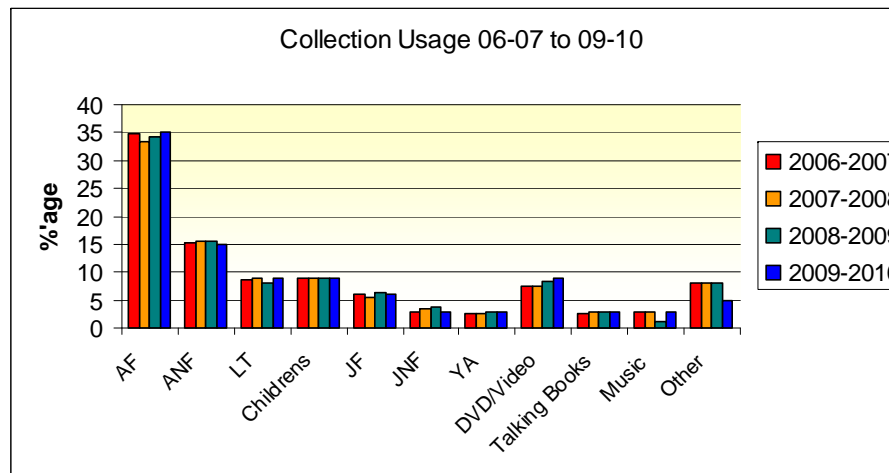
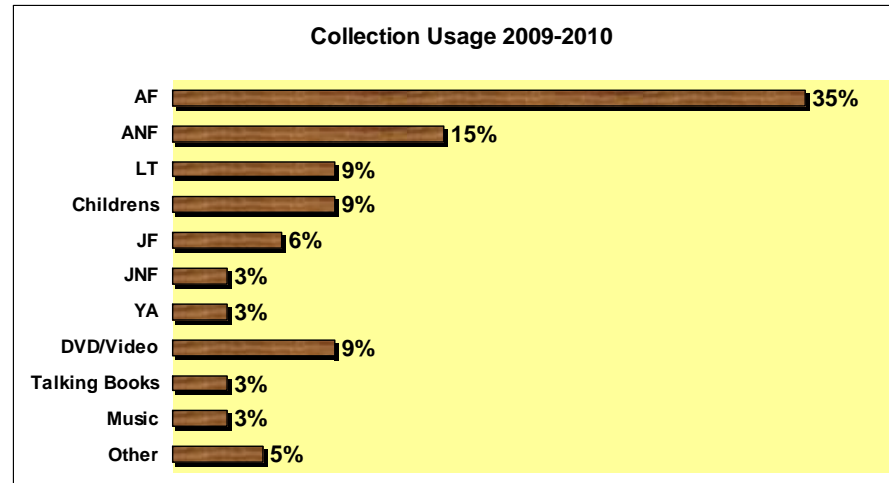
³ Total Issues defined as the number of items loaned and renewed.

⁴ Opening Hours Includes Facilities <6 hours (where stated) and Mobile Library operating hours.

Queensland Public Libraries Statistical Bulletin 2009-10

Collection Usage Summary

Collection Usage measurements are summarized in the first graph below. *Please note, Young Adult resources are grouped together.* The majority of collections have performed consistently over the four year period, the exceptions being an increasing use of video resources corresponding to a declining use of music resources.



Charges - General (2009-10)

Lib Type	Local Government	EXTERNAL interlibrary loan fees passed on to users	INTERNAL ILL fee payable by users	Information / research service fee	Membership card replacement fee	Reservation placement fee	Overdue fees	Processing / administrative fees
CLS	Balonne	No	No	No	No	No	No	No
IND	Banana	Yes - \$15.00 NLA fees	Yes - \$3.00	No	Yes - \$3.50	No	Yes - \$0.10 per item per day	Yes - \$7.50
CLS	Barcaldine	No	No	No	No	No	No	No
CLS	Barcoo	No	No	No	No	No	No	No
CLS	Blackall-Tambo	No	No	No	No	No	Yes	No
CLS	Boulia	No	No	No	No	No	No	No
IND	Brisbane	Yes - \$13.20 Inter-library loan fee where Council is charged : \$19.80 priority : \$26.40 rush : \$39.60 express	Yes - \$0.80 per item per reservation/hold	Yes	Yes - \$3.75	Yes - \$.80	Yes - \$0.35c per item per day, charge will not exceed the value of the item as registered on the database	Yes - Charge for lost or damaged library item equals the value of item + admin cost
CLS	Bulloo	No	No	No	No	No	No	No
IND	Bundaberg	Yes	No	No	Yes - \$2.20	No	Yes - \$0.10 per day after 6 days grace	No
IND	Burdekin	No	No	No	Yes - \$7.05	No	No	Yes - \$13.90 charge per book : \$7.05 per CD, Magazine
CLS	Burke	No	No	No	No	No	No	No
IND	Cairns	Yes - \$13.20 Inter-library loan fee where Council is charged	No	No	Yes - \$6.50	No	Yes - \$2.20 per item : \$3.20 per best seller : invoice 7days : 14 days referred to debt agency - \$cost + GST	Yes - \$16.50 charge per book
CLS	Carpentaria	No	No	No	No	No	No	No
IND	Cassowary Coast	Yes	No	No	Yes - \$2.00	No	No	No
IND	Central Highlands	No	No	No	Yes - \$2.00	No	No	Yes - \$10.00 admin fee per invoice
CLS	Charters Towers	Yes - if charged by lending library	No	No	Yes - \$2.00	No	Yes - \$0.10 per item per day on issue of 2nd notice	No
CLS	Cloncurry	No	No	No	No	No	No	No
CLS	Cook	No	No	No	Yes - \$3.00	No	Yes - \$1.00 per item 2nd notice : \$2.00 per item 3rd notice	No
CLS	Croydon	No	No	No	No	No	No	No
CLS	Diamantina	No	No	No	No	No	No	No
CLS	Etheridge	No	No	No	No	No	No	No
CLS	Flinders	No	No	No	No	No	Yes	Yes
IND	Fraser Coast	Yes	No	No	Yes - \$3.50	No	Yes - \$0.10 per item per day	Yes - \$6.50 charge for lost items
IND	Gladstone	Yes	No	No	Yes	No	No	No
IND	Gold Coast	No	No	No	Yes - \$3.50 lost	No	No	No
CLS	Goondiwindi	No	No	No	No	No	No	No
IND	Gympie	Yes - Inter Library Loans, \$1 / Fast Track, \$14.20	Yes - \$1.00	Yes - \$25.00 Local history/ Family history advanced searches	Yes - \$5.00	Yes - \$1.00	Yes - \$1.00 per 1st notice, \$5.00 for final notice	Yes - \$5.00 per item
IND	Hinchinbrook	No	No	Yes - \$5.00 Local history search fee	No	No	Yes - \$0.05 per day per item, five days overdue	No
IND	Ipswich	Yes - if charged by lending library	Yes - \$0.60	Yes - Staff rate plus 10%	Yes - \$3.40	Yes - \$0.60	Yes - \$0.10 per item per day up to cost of item, seven days overdue	No
IND	Isaac	Yes - if charged by lending library	No	No	Yes - \$2.00	No	No	Yes - \$10.00 admin fee per account invoice

Charges - General (2009-10)

Lib Type	Local Government	EXTERNAL interlibrary loan fees passed on to users	INTERNAL ILL fee payable by users	Information / research service fee	Membership card replacement fee	Reservation placement fee	Overdue fees	Processing / administrative fees
IND	Lockyer Valley	Yes	No	No	Yes - \$1.00	No	No	Yes - \$10.00 invoice charge
IND	Logan	Yes - \$13.20	No	No	Yes - \$2.20	No	No	No
CLS	Longreach	No	No	No	Yes - \$2.00	No	No	No
IND	Mackay	Yes - \$13.20	No	Yes - \$35.00 per hour	Yes - \$4.00	No	Yes - \$0.10 per item per day after first overdue notice issued	Yes - \$5.00 fee for CD/DVD replacement cases
CLS	McKinlay	No	No	No	No	No	No	No
CLS	Maranoa	No	No	No	No	No	No	No
IND	Moreton Bay	Yes - if charged by lending library	Yes - \$2.00	No	Yes - \$2.60	Yes - \$0.60	Long Overdue - applies to items not returned after 8 weeks @ \$2.50 per item reaching a max of \$10 per family	Yes - \$5.50 per item if lost or damaged extensively
CLS	Mornington	No	No	No	No	No	No	No
IND	Mount Isa	Yes	No	No	Yes	No	Yes	Yes
CLS	Murweh	No	No	No	Yes - \$2.20	No	No	No
CLS	North Burnett	No	No	No	No	No	No	Yes - \$10.00 fee with accounts
CLS	Paroo	No	No	No	Yes - \$5.00	No	No	No
CLS	Quilpie	No	No	No	No	No	No	No
IND	Redland	No	No	No	No	No	No	No
CLS	Richmond	No	No	No	No	No	No	No
IND	Rockhampton	Yes	No	Yes - Family History	Yes	No	Yes	Yes
IND	Scenic Rim	Yes	No	No	Yes - \$2.75	No	Yes - \$1.60 per notice generated	No
IND	Somerset	Yes - if charged by lending library	No	No	No	No	No	No
IND	South Burnett	Yes - if charged by lending library	No	No	Yes - \$5.50	No	No	No
IND	Southern Downs	Yes - if charged by lending library	Yes - \$2.50	No	Yes - \$2.50	No	No	No
IND	Sunshine Coast	Yes	No	No - Charges for printing	Yes - \$3.00	No	No	Yes - \$5.00
IND	Tablelands	Yes	No	No	Yes - \$2.50	No	Yes - \$10.00 per item at account	Yes - \$10.00 per item
IND	Toowoomba	Yes	No	No	Yes - \$ 1.10	No	No	Yes - \$22.00
CLS	Torres SC	No	No	No	No	No	No	Yes - \$6.60 applied to notices for administration on replacement costs of unreturned items
IND	Townsville	Yes - 5 free ILL loans per year	No	No	Yes - \$2.20	No	No	No
CLS	Weipa	No	No	No	No	No	No	No
IND	Western Downs	Yes	No	No	No	Yes - \$0.50	Yes	\$2.00
IND	Whitsunday	Yes - if charged by lending library	No	No	Yes - \$3.30	No	Yes - \$0.10 per item per day	Yes - \$11.00 per item if invoiced
CLS	Winton	No	No	No	No	No	No	No
CLS	Yarrabah	Yes	Yes	No	No	No	No	Yes

Charges - General (2009-10)

Lib Type	Local Government	Photocopies fees	Fax transmission fee	Computer / Internet USE charges	Computer / Internet PRINTING charges	Other charges / fees
CLS	Balonne	Yes - \$0.40 A4 : \$0.35 A4 own paper	No	Yes - \$1.65 per quarter hr : \$2.20 per half hr : \$4.40 per hr	Yes - \$0.20 per page	Yes - \$50 deposit non-residents not on Electoral Roll
IND	Banana	Yes - \$0.20 A4 : \$0.40 A3	Yes - \$2.00 first page : \$1.00 every other after	Yes - \$2.00 per half hr : \$3.50 per hr	Yes - \$0.30 per page	Yes - Scanning \$1.00 per page
CLS	Barcaldine	Yes - \$0.60 A4 Black/white : \$1.60 A4 Colour	Yes - \$2.10 per page	Yes - \$5.00 per hr : children free of charge	Yes - \$0.60 A4 : \$1.60 A4 Colour	Yes - \$0.30 per page microfilm printing : Lost Items - At Cost : \$2.00 per CD-Rom
CLS	Barcoo	Yes - \$0.20 A4 Black/white : \$1.00 A4 Colour	Yes - \$2.00 first 4 pages : \$0.20 every other page	No	Yes - \$0.20 A4 : \$1.00 A4 Colour	No
CLS	Blackall-Tambo	Yes	Yes	Yes	Yes	Yes
CLS	Boulia	Yes - \$0.60 A4	Yes - \$2.00 first page : \$1.00 every other page	Yes - \$4.00 per hr	Yes - \$1.00 A4 Colour	Yes - \$3.50 A4 laminating : \$5.00 per metre
IND	Brisbane	Yes - \$0.20 A4 : \$0.30 A3 : \$1.30 A4 Colour : \$2.10 A3 Colour	No	No	Yes - \$0.20 A4 : \$0.30 A3 : \$1.30 A4 Colour : \$2.10 A3 Colour	Yes - Meeting Room hire fees
CLS	Bulloo	Yes - \$0.20 A4	No	Yes - \$2.70 per half hr : \$4.40 per hr	Yes - \$0.20 A4 : \$0.50 A4 Colour	Yes - \$1.10 laminating : \$2.20 binding
IND	Bundaberg	Yes - \$0.20 A4	No	No	Yes - \$0.20 per page	No
IND	Burdekin	Yes - \$0.20 A4 : \$0.40 A3	No	Yes - \$2.20 per half hr	Yes - \$0.30 A4 : \$2.00 A4 Colour	No
CLS	Burke	Yes - \$1.20 first A4 : \$0.30 every other A4	Yes - \$1.20 first page : \$0.30 every other page	Yes - \$2.00 per 20mins	Yes - \$1.20 first page : \$0.30 every other page	No
IND	Cairns	Yes \$0.20 A4 : \$0.50 A3	No	Yes - \$4.50 per hr Non-members	Yes - \$0.50 A4	Yes - Best seller - \$4.00 10 day loan : Coffee - \$2.50 : \$2.00 A4 laminating : \$4.50 dialup per hour : \$1.50 Monitor card for non-members : \$0.40 paper charge : \$21.00 per meeting room use : \$30.00 for 5 sessions : \$7.00 kitchen hire : \$16.00 equipment hire : Booking fee per hour rate - Category 1 - \$40.00, Category 2 - \$16.00, Category 3 - \$16.00
CLS	Carpentaria	Yes - \$0.50 A4	Yes - \$5.00 first page : \$1.00 every other page	Yes - \$3.00 per 20 mins	Yes - \$0.50 A4	Yes - Laminating - \$5.50 per sheet
IND	Cassowary Coast	Yes - \$0.20 A4 self-serve coinbox : \$0.35 A4 staff assisted	Yes - \$1.50 per page	Yes - \$4.00 - \$5.00 per hr	Yes - \$0.20 A4 : \$0.35 A4	No
IND	Central Highlands	Yes - \$0.20 A4	Yes - \$3.00 first page : \$1.00 every other page	Yes - \$2.00 per hr	Yes - \$0.20 A4	No
CLS	Charters Towers	Yes - A4 - \$0.35 single-sided : \$0.45 double-sided : A3 - \$0.55 single-sided : \$0.65c double-sided	No	Yes - \$2.50 per half hour ; \$5.00 per hour	Yes - Text only \$0.35 b&w ; \$0.55 colour : text + up to 2x1" graphics b&w \$0.55, colour \$0.75 : graphic images b&w \$1.00, colour \$1.30	No
CLS	Cloncurry	Yes - \$0.50 A4	No	Yes - \$2.50 per half hr	Yes - \$0.50 A4	Yes - Laminating charge
CLS	Cook	Yes - \$0.25 A4 : \$0.50 A3	No	Yes - \$4.60 per hour visitors : \$3.20 per hour members	Yes - \$0.25 B&W	Yes - Laminating charge \$0.80 A4 : \$1.60 A3
CLS	Croydon	Yes	Yes	Yes	Yes	No
CLS	Diamantina	Yes	Yes	Yes	Yes	No
CLS	Etheridge	Yes - \$0.50 A4 sliding scale	Yes - \$3.00 first page : \$1.00 every other page : \$1.00 per page incoming	Computer use no charge : Internet use \$1.00 per resident, \$3.00 per tourist - per half hr	Yes - \$0.30 B&W \$0.50 Colour	Yes - Laminating A4 \$3.00 : A3 \$4.00 per page
CLS	Flinders	Yes - \$0.45 A4 : \$0.65 A3	Yes - \$4.00 per page	Yes - \$3.00 per hour	Yes - \$0.45 per page	No
IND	Fraser Coast	Yes - \$0.20 A4	Yes	Yes - \$2.00 per hr per member : \$5.00 per hr per non-member	Yes - \$0.20 A4 b&w : \$2.00 A4 colour	Holiday activity sessions - \$2.20 per child
IND	Gladstone	Yes - \$0.20 A4 : \$0.40 A3	No	No	Yes - \$0.20 per page	No
IND	Gold Coast	Yes - \$0.10 A4	No	No	Yes - \$0.20 per page	Lost/Damaged items - sliding scale of charges/replacement costs. Interstate membership fee \$132.00 for full membership, non transferrable, non refundable (free temporary membership is available as an alternative for interstate visitors). Supply of digital images from Picture GoldCoast - \$16.00 plus postage and disk recovery costs.
CLS	Goondiwindi	Yes - \$0.88 A4 : \$1.10 A3 : Colour \$1.32 A4 : \$2.20 A3	Yes - Qld \$1.21, Interstate \$2.42 : Incoming - \$0.55	Yes - \$1.10 per 10 mins	Yes - \$0.25 B/W \$0.55 Colour A4	No
IND	Gympie	Yes - \$0.20 A4 : \$0.40 A3	No	No	Yes - \$0.20 A4	Yes - \$1.50 Tea/Coffee
IND	Hinchinbrook	Yes - \$0.22 A4 B/W : \$0.45 A3 B/W : \$2.00 A4 Colour : \$2.50 A3 Colour	No	No	Yes - \$0.22 B/W : \$1.65 Colour	Yes
IND	Ipswich	Yes - \$0.25 A4 B/W : \$0.40 A3 B/W : \$2.80 A4 Colour : \$3.40 A3 Colour	Yes - \$4.00 first page : \$1.00 every other page	Yes - Visitor \$2.10 per 30 mins	Yes - \$0.15 B/W : Visitor \$0.25 B/W	No
IND	Isaac	Yes - \$0.50 A4 : \$0.80 A3	Yes - \$1.00 per page standard rate	Yes - \$2.00 per half hour - \$3.00 hourly	Yes - \$0.50 B/W : \$3.00 Colour	No

Charges - General (2009-10)

Lib Type	Local Government	Photocopies fees	Fax transmission fee	Computer / Internet USE charges	Computer / Internet PRINTING charges	Other charges / fees
IND	Lockyer Valley	Yes - \$0.20 - \$1.00 charge	Yes - \$2.00 first page : \$1.00 every other page	No	Yes - \$0.20 - \$1.00 charge	Yes - Laminating : \$0.50 - \$2.00
IND	Logan	Yes - \$0.10 A4 B/W : \$2.00 A4, \$4.00 A3 Colour	Yes - \$2.00 per page	No	Yes - \$0.10 A4 B/W : \$ 2.00 A4 Colour : \$4.00 A3 Colour	No
CLS	Longreach	Yes - \$0.55 A5		Yes - Sliding Scale \$1.20-\$2.50-\$3.50 per half hour	No	Replacement charge - \$15.75 plus GST.
IND	Mackay	Yes - \$0.20 A4 : \$0.40 A3	Yes - \$4.00 first page : \$1.00 every other page Local & STD. \$8.00 first page : \$2.00 every other page International.	Yes - Members 1.5 hours free : \$3.00 per half hour thereafter. Non-members: 15 mins free : \$3.00 per half hour thereafter.	Yes - \$0.20 per page	Yes - Quick Reads \$3.00 per loan
CLS	McKinlay	Yes	Yes	Yes	Yes	No
CLS	Maranoa	Yes - A4 B/W \$0.55, Colour \$0.65 : A4 2-4 copies B/W \$0.45, Colour \$0.55 : 5-25 copies A4 \$0.35, Colour \$0.45c : 25 or more copies A4 B/W \$0.20, A3 \$0.80, Colour \$0.90	Yes - \$2.75 per page	Yes - \$6.60 per hour : \$3.30 per half hour (inc 5 pages printing)	Yes - A4 Colour \$3.60, spot colour \$1.20, A4 B/W \$0.55	Yes - Laminating A3 \$4.40, A4 \$2.20, Business card \$1.10
IND	Moreton Bay	Yes - \$0.20 A4 B/W, \$0.30 - A3 B/W : \$0.30 A4 Colour, \$0.60 - A3 Colour	Yes - Pathways Library \$2.00 Local, \$2.50 STD, \$4.00 Overseas	Yes \$1.50 per half hour : \$3.00 per hour	Yes - \$0.20 A4 B/W : \$0.30 A4 Colour	Yes - Meeting Room hire fees
CLS	Mornington	Yes	No	Yes - \$2.00 per hour	Yes - \$2.00 per hour	No
IND	Mount Isa	Yes	No	No	Yes	No
CLS	Murweh	Yes	Yes	Yes	Yes	No
CLS	North Burnett	Yes - \$0.60 A4 B/W : \$0.90 A4 Colour	Yes - \$1.20 per page Local	Yes - \$4.00 per hour	Yes \$0.60 A4 B/W : \$0.90 A4 Colour	No
CLS	Paroo	Yes - \$0.60 A4 B/W : \$2.10 A4 Colour	Yes - \$3.00 first page : \$0.60 every other page	Yes - \$1.70 per half hour	Yes - \$0.60 A4 B/W : \$2.10 A4 Colour	Yes - Laminating \$1.75 per A4
CLS	Quilpie	No	Yes - \$3.00	Yes - \$2.00	Yes - \$0.60 A4	No
IND	Redland	Yes - \$0.20 A4 B/W : \$2.00 A4 Colour	No	No	Yes - \$0.20B/W A4 : \$2.00 A4 Colour	No
CLS	Richmond	Yes - \$0.70 Black/White : \$2.00 Colour A4	No	Yes - \$2.50 15 mins : \$3.50 30 mins : \$6.00 hourly	Yes - \$0.70 Black/White : \$2.00 Colour A4	No
IND	Rockhampton	Yes	Yes	No	Yes	No
IND	Scenic Rim	Yes - \$0.10 A4 : \$0.30 A3 B/W ; \$2.00 A4 : \$3.00 A3 Colour	No	No	Yes - \$0.10 A4 : \$1.00 A4 Colour	Yes - Replacement cost of lost and damaged items.
IND	Somerset	1st page free : \$1.10 for 2 - 5 pages	Yes - \$5.50 per page	Yes - \$2.20 per hour or part thereof	Yes - \$1.10 up to 5 pages	No
IND	South Burnett	Yes - \$0.70 A4 B/W : \$2.85 A4 Colour	No	No	Yes - \$0.20 A4 : \$2.50 A4 Colour	Yes - Replacement cost of lost and damaged items.
IND	Southern Downs	Yes - \$0.20 A4	Yes - \$2.20 per page capped to \$11.00	Yes - \$1.50 per 15mins	Yes - \$0.20 per page	Yes - Replacement cost of lost and damaged items.
IND	Sunshine Coast	Yes - \$0.20 A4 : \$0.40 A3	Yes - Varying rates	No	Yes - \$0.20 per page	No
IND	Tablelands	Yes - \$0.20 A4 B/W	No - Service not offered	Yes - \$3.00 per hour for residents : \$3.00 per half hour non-residents	Yes - \$0.50 A4 : \$3.50 A4 Colour	Yes - Library Bags
IND	Toowoomba	Yes - \$0.20 A4 B/W : \$2.00 A4 Colour	Yes - Highfields Library only	No	Yes - \$0.20 A4 : \$2.00 A4 Colour	Local History Photograph Reprints - \$3.00 B/W A4 : \$6.00 B/W A3 : \$4.00 Colour A4 : \$7.50 Colour A3
CLS	Torres SC	Yes - \$1.00 per page	Yes - \$2.00 first page : \$1.00 for every other page	Yes - \$2.70 per 15:00 mins	Yes - \$0.60 A4	No
IND	Townsville	Yes - \$0.20 A4 B/W : \$2.00 A4 Colour	No	Yes - \$8 per hour non-members or part thereof	Yes - \$0.10 A4	Yes - Meeting Room hire fees
CLS	Weipa	Yes	Yes	Yes	Yes	No
IND	Western Downs	Yes - \$0.20 B/W : \$0.50 Colour	Yes - \$3.00	No	Yes - \$0.20 B/W : \$0.50 Colour	Yes - Laminating : CDRom \$1.10 : Scanning \$0.50
IND	Whitsunday	Yes - \$0.20 A4 B/W : \$0.50 A4 Colour	Yes	Yes - Residents free 1st hour : \$ 4.00 per hour thereafter	Yes - \$0.20 A4 B/W : \$0.50 A4 Colour	No
CLS	Winton	Yes - \$0.20 A4 : \$0.40 A3	Yes - \$1.50	Yes - \$3.00 per hour	Yes - \$A4 \$0.20, A3 \$0.40	No
CLS	Yarrabah	Yes	No	No	No	No

Charges - Membership (2009-10)

Lib Type	Local Government	Non refundable FEE for ALL non resident memberships	Refundable DEPOSIT for ALL non resident memberships	Refundable DEPOSIT for SOME non resident memberships (eg temporary non-residents, non-residents not on Electoral roll)	Refundable DEPOSIT for SOME resident memberships (eg temporary residents, residents not on Electoral roll)
CLS	Balonne	No	Yes - \$50.00	No	No
IND	Banana	No	Yes - \$30.00	No	No
CLS	Barcardine	No	Yes - \$50.00 (Limited to 3 items)	No	No
CLS	Barcoo	No	Yes - \$20.00 per book	No	No
CLS	Blackall-Tambo	No	Yes	Yes	Yes
CLS	Boulia	No	No	No	No
IND	Brisbane	No	No	No	No
CLS	Bulloo	No	No	No	No
IND	Bundaberg	Yes - \$55.00 ea annually	No	Yes - \$50.00	Yes - \$50.00
IND	Burdekin	No	Yes - \$50.00	No	No
CLS	Burke	No	No	No	No
IND	Cairns	Yes - \$26.00 interstate & overseas visitors only	No	No	No
CLS	Carpentaria	No	Yes - \$30.00	Yes	Yes
IND	Cassowary Coast	No	No	Yes - \$50.00 for residents without proof of permanent Qld residency	Yes - \$50.00 for residents without proof of permanent Qld residency
IND	Central Highlands	No	Yes - \$50.00	Yes - \$50.00	Yes - \$50.00
CLS	Charters Towers	Yes - Admin fee \$3.00 per person : \$6.00 per family	Yes - \$32.00 per person : \$53 per family	No	No
CLS	Cloncurry	No	Yes - \$50.00	No	No
CLS	Cook	No	Yes - \$60.00	No	No
CLS	Croydon	No	No	No	No
CLS	Diamantina	No	Yes	Yes	Yes
CLS	Etheridge	No	Yes	No	Yes
CLS	Flinders	No	Yes - \$35.00	Yes - \$35.00	Yes - \$35.00
IND	Fraser Coast	No	No	No	No
IND	Gladstone	No	No	Yes	Yes
IND	Gold Coast	No	No	No	No
CLS	Goondiwindi	No	No	No	No
IND	Gympie	No	No	No	No
IND	Hinchinbrook	No	No	No	No
IND	Ipswich	No	No	No	No
IND	Isaac	No	Yes - \$40.00 per adult : \$60.00 per family	No	No
IND	Lockyer Valley	No	No	Yes - \$35.00 refundable deposit	No - Limited memberships offered
IND	Logan	No	No	Yes - \$15.00 temporary non-residents	Yes - \$15.00 temporary residents
CLS	Longreach	No	Yes - \$42.50 : \$54.00 family	Yes	Yes
IND	Mackay	No	No	Yes - \$30.00 refundable inter-state residents	No
CLS	McKinlay	No	No	No	No
CLS	Maranoa	No	Yes	No	No
IND	Moreton Bay	No	Yes - \$50.00 refunded items returned	No	No
CLS	Mornington	No	No	No	No
IND	Mount Isa	No	No	No	No
CLS	Murweh	No	No	No	No
CLS	North Burnett	No	Yes - \$50.00	Yes - \$50.00	Yes - \$50.00
CLS	Paroo	No	Yes - \$30.00 non-residents	No	No

Charges - Membership (2009-10)

Lib Type	Local Government	Non refundable FEE for ALL non resident memberships	Refundable DEPOSIT for ALL non resident memberships	Refundable DEPOSIT for SOME non resident memberships (eg temporary non-residents, non-residents not on Electoral roll)	Refundable DEPOSIT for SOME resident memberships (eg temporary residents, residents not on Electoral roll)
CLS	Quilpie	No	No	No	No
IND	Redland	No	No	No	No
CLS	Richmond	No	No	No	No
IND	Rockhampton	No	No	Yes	No
IND	Scenic Rim	Yes	No	No	No
IND	Somerset	No	No	No	No
IND	South Burnett	No	No	No	No
IND	Southern Downs	Yes - \$20.00 neighbouring Shires	No	Yes - \$40.00 refundable deposit	No
IND	Sunshine Coast	No	No	No	No
IND	Tablelands	Yes - \$30.00 for 2 year membership	No	No	No
IND	Toowoomba	No	No	Yes - \$30.00 inter-state visitors	No
CLS	Torres SC	No	Yes - \$50.00	Yes - \$50:00	Yes - \$50.00
IND	Townsville	Yes - \$25.00 interstate residents	No	No	No
CLS	Weipa	No	No	No	No
IND	Western Downs	No	No	No	No
IND	Whitsunday	No	Yes - \$50.00	No	No
CLS	Winton	No	Yes - \$50.00	No	No
CLS	Yarrabah	No	No	No	No

Facilities (2009-10) - 1

Lib Type	Library Name:	Council Type	Pop.	Local Govt Area sq.km.	No Lib.	Opening Hours/week	Mobiles				Open Saturday	Open Sunday						
							No.	No. Stops	Operat. Hours	Stops with Internet access								
CLS	Balonne	Shire Council	4,835	31,144	5													
	Bollon												7:00			No	No	
	Dirranbandi												16:00			No	No	
	Hebel												6:00			No	No	
	St George												23:30			Yes	No	
Thallon	6:00			No	No													
IND	Banana	Shire Council	16,707	28,577	4		1											
	Mobile													14	24:00	12	No	No
	Biloela												48:00			Yes	No	
	Moura												11:00			Yes	No	
	Taroom												18:00			No	No	
Theodore	7:00			Yes	No													
CLS	Barcaldine	Regional Council	3,394	53,677	5													
	Alpha												12:00			No	No	
	Aramac												32:00			Yes	No	
	Barcaldine												32:00			Yes	No	
	Jericho												6:00			No	No	
Muttaburra	32:00			Yes	No													
CLS	Barcoo	Shire Council	369	61,974	3													
	Jundah												38:25			Yes	No	
	Stonehenge												20:00			No	No	
Windorah	51:00			Yes	Yes													
CLS	Blackall-Tambo	Regional Council	2,067	30,489	2													
	Blackall												23:00			Yes	No	
Tambo	15:00			No	No													
CLS	Boulia	Shire Council	440	61,093	1													
Boulia	37:30			No	No													
IND	Brisbane	City Council	1,027,847	1,327	32		1											
	Mobile													9	25:15	9	No	No
	Annerley												25:00			Yes	No	
	Ashgrove												49:00			Yes	No	
	Banyo												29:00			Yes	No	
	Bracken Ridge												41:00			Yes	No	
	Brisbane Square												56:00			Yes	Yes	
	Bulimba												36:00			Yes	No	
	Carina												27:00			Yes	No	
	Carindale												57:00			Yes	Yes	
	Chermside												61:00			Yes	Yes	
	Coopers Plains												35:00			Yes	No	
	Corinda												31:00			Yes	No	
	Everton Park												32:00			Yes	No	
	Fairfield												38:00			Yes	No	
	Garden City												57:00			Yes	Yes	
	Grange												35:00			Yes	No	
	Hamilton												30:00			Yes	No	
	Holland Park												32:00			Yes	No	
	Inala												51:00			Yes	No	
	Indooroopilly												61:00			Yes	Yes	
	Mitchelton												32:00			Yes	No	
	Mt Coot-tha												38:00			Yes	Yes	
	Mt Gravatt												37:00			Yes	No	
	Mt Ommaney												44:00			Yes	No	
	New Farm												35:00			Yes	No	

Facilities (2009-10) - 1

Lib Type	Library Name:	Council Type	Pop.	Local Govt Area sq.km.	No Lib.	Opening Hours/week	Mobiles				Open Saturday	Open Sunday
							No.	No. Stops	Operat. Hours	Stops with Internet access		
	Nundah					32:00					Yes	No
	Sandgate					32:00					Yes	No
	Stones Corner					29:00					Yes	No
	Sunnybank Hills					53:00					Yes	No
	Toowong					51:00					Yes	No
	West End					27:00					Yes	No
	Wynnum					52:00					Yes	No
	Zillmere					32:00					Yes	No
CLS	Bulloo	Shire Council	376	73,805	1							
	Thargomindah					23:00					Yes	No
IND	Bundaberg	Regional Council	92,341	6,451	3							
	Bundaberg					44:00					Yes	No
	Childers					39:00					Yes	No
	Gin Gin					20:30					Yes	No
IND	Burdekin	Shire Council	18,207	18,824	2							
	Burdekin (Ayr)					35:00					Yes	No
	Home Hill					24:00					Yes	No
CLS	Burke	Shire Council	562	40,126	1							
	Burke					35:00					No	No
IND	Cairns	Regional Council	158,653	4,135	10							
	Mobile**							4	10:30		No	No
	Babinda					38:00					Yes	No
	City					50:00					Yes	Yes
	Earlville					45:30					Yes	No
	Edmonton					38:00					Yes	No
	Gordonvale					43:00					Yes	No
	Manunda					43:00					Yes	No
	Mossman					41:30					Yes	No
	Port Douglas Kiosk					12:00					No	No
	Smithfield					43:00					Yes	No
	Stratford					43:00					Yes	No
CLS	Carpentaria	Shire Council	2,117	64,381	2							
	Karumba					23:00					Yes	No
	Normanton					36:00					Yes	Yes
IND	Cassowary Coast	Regional Council	30,356	4,701	4							
	Cardwell					20:00					Yes	No
	Innisfail					45:00					Yes	No
	Tully					35:00					Yes	No
	Wongaling Beach					28:00					Yes	Yes
IND	Central Highlands	Regional Council	31,596	59,884	10							
	Blackwater					43:00					Yes	No
	Bluff					16:00					No	No
	Capella					16:00					Yes	No
	Dingo					15:30					No	No
	Duaringa					18:45					No	No
	Emerald					45:00					Yes	No
	Gemfields					9:00					Yes	No
	Rolleston					36:15					No	No
	Springsure					41:00					Yes	No
	Tieri					17:00					Yes	No
CLS	Charters Towers	Regional Council	12,506	68,388	1							
	Charters Towers Excelsior Library					38:30					Yes	No
CLS	Cloncurry	Shire Council	3,394	48,112	2							
	Cloncurry					38:00					Yes	No
	Dajarra					6:00					No	No

Facilities (2009-10) - 1

Lib Type	Library Name:	Council Type	Pop.	Local Govt Area sq.km.	No Lib.	Opening Hours/week	Mobiles				Open Saturday	Open Sunday
							No.	No. Stops	Operat. Hours	Stops with Internet access		
CLS	Cook	Shire Council	3,812	106,121	3							
	Bloomfield					12:00					Yes	No
	Coen					6:00					No	No
	Cooktown					34:45					Yes	No
CLS	Croydon	Shire Council	276	29,581	1							
	Croydon					20:00					Yes	No
CLS	Diamantina	Shire Council	314	94,832	2							
	Bedourie					49:25					Yes	Yes
	Birdsville					49:25					Yes	Yes
CLS	Etheridge	Shire Council	932	39,309	1							
	Georgetown					51:30					Yes	Yes
CLS	Flinders	Shire Council	1,864	41,538	1							
	Flinders Shire Library (Hughenden)					38:00					Yes	No
IND	Fraser Coast	Regional Council	95,689	7,125	5							
	Burrum Heads					11:00					Yes	No
	Hervey Bay					50:00					Yes	No
	Howard					14:00					Yes	No
	Maryborough					39:45					Yes	No
	Tiaro					39:30					Yes	No
IND	Gladstone	Regional Council	57,587	10,488	6							
	Agnes Water					27:00					Yes	No
	Boyne Island					55:30					Yes	Yes
	Calliope					45:30					Yes	No
	Gladstone					56:25					Yes	Yes
	Miriam Vale					19:00					No	No
	Mount Larcom					38:00					Yes	No
IND	Gold Coast	City Council	497,848	1,358	13		2					
	Mobile Library 1							18	22:30	17	Yes	No
	Mobile Library 2							26	19:45	26	No	No
	Broadbeach					52:00					Yes	No
	Burleigh Heads					43:00					Yes	No
	Burleigh Waters					48:00					Yes	No
	Coolangatta					43:00					Yes	No
	Elanora					52:00					Yes	No
	Helensvale					48:00					Yes	No
	Local Studies					37:00					Yes	No
	Mudgeeraba					27:50					No	No
	Nerang					50:00					Yes	No
	Palm Beach					43:00					Yes	No
	Robina					56:00					Yes	Yes
	Runaway Bay					51:00					Yes	No
	Southport					57:00					Yes	Yes
CLS	Goondiwindi	Regional Council	10,985	19,294	3							
	Goondiwindi					43:15					Yes	No
	Inglewood					36:55					No	No
	Texas					31:55					No	No
IND	Gympie	Regional Council	46,371	6,898	6							
	Goomeri					15:00					No	No
	Gympie					41:00					Yes	No
	Imbil					12:00					No	No
	Kilkivan					15:00					No	No
	Rainbow Beach					15:00					Yes	No
	Tin Can Bay					31:00					Yes	No

Facilities (2009-10) - 1

Lib Type	Library Name:	Council Type	Pop.	Local Govt Area sq.km.	No Lib.	Opening Hours/week	Mobiles				Open Saturday	Open Sunday
							No.	No. Stops	Operat. Hours	Stops with Internet access		
IND	Hinchinbrook	Shire Council	12,208	2,811	2							
	Halifax					17:30					Yes	No
	Ingham					44:50					Yes	No
IND	Ipswich	City Council	154,153	1,089	3		1					
	Mobile							14	35:00	14	Yes	No
	Ipswich					58:00					Yes	Yes
	Redbank Plains					35:00					Yes	No
	Redbank Plaza					35:00					Yes	No
IND	Isaac	Regional Council	29,130	58,862	8							
	Carmila					15:00					No	No
	Clermont					42:00					Yes	No
	Dysart					19:00					No	No
	Glenden					37:50					No	No
	Middlemount					28:00					No	No
	Moranbah					49:30					Yes	No
	Nebo					37:50					No	No
	St Lawrence					18:00					No	No
IND	Lockyer Valley	Regional Council	33,946	2,273	2		1					
	Mobile							9	7:30		No	No
	Gatton					43:00					Yes	No
	Laidley					43:00					Yes	No
IND	Logan	City Council	269,986	913	9							
	Beenleigh					51:00					Yes	No
	Greenbank					18:00					Yes	No
	Jimboomba					45:30					Yes	No
	Logan Central					48:00					Yes	No
	Logan Hyperdome					53:00					Yes	No
	Logan North					53:00					Yes	No
	Logan Village					16:30					Yes	No
	Logan West					53:00					Yes	No
	Marsden					53:00					Yes	No
	CLS	Longreach	Regional Council	4,268	40,638	3						
Ilfracombe						40:00					No	No
Isisford						35:00					No	No
	Longreach					26:00					Yes	No
IND	Mackay	Regional Council	112,607	100,260	5		1					
	Mobile							24	20:45	24	Yes	No
	Gordon White					47:00					Yes	No
	Mackay City					48:00					Yes	No
	Mirani					30:00					Yes	No
	Sarina					41:00					Yes	No
	Walkerston					24:00					Yes	No
CLS	McKinlay	Shire Council	961	40,885	1							
	Julia Creek					46:00					Yes	No
CLS	Maranoa	Regional Council	13,145	58,830	7							
	Injune					37:30					No	No
	Jackson					10:00					No	No
	Mitchell					39:25					Yes	No
	Roma					43:00					Yes	No
	Surat					43:30					Yes	No
	Wallumbilla					10:00					No	No
Yuleba					6:00					No	No	

Facilities (2009-10) - 1

Lib Type	Library Name:	Council Type	Pop.	Local Govt Area sq.km.	No Lib.	Opening Hours/week	Mobiles				Open Saturday	Open Sunday
							No.	No. Stops	Operat. Hours	Stops with Internet access		
IND	Moreton Bay	Regional Council	356,709	2,011	12		1					
	Mobile							22	23:15	19	No	No
	Albany Creek					51:15					Yes	No
	Arana Hills					51:15					Yes	No
	Bribie Island					46:00					Yes	No
	Burpengary					46:00					Yes	No
	Caboolture					55:30					Yes	No
	Deception Bay					46:00					Yes	No
	Kallangur					51:15					Yes	No
	Narangba					42:00					Yes	No
	Pathways					53:00					Yes	Yes
	Redcliffe					49:00					Yes	No
	Strathpine					51:15					Yes	No
	Woodford					44:00					No	No
CLS	Mornington Island	Shire Council	1,088	1,274	1							
	Mornington Island					25:00					Yes	No
IND	Mount Isa	City Council	21,570	43,343	1							
	Mount Isa City					42:00					Yes	No
CLS	Murweh	Shire Council	4,821	40,740	3							
	Augathella					30:00					Yes	No
	Charleville					38:00					Yes	No
	Morven					8:00					No	No
CLS	North Burnett	Regional Council	10,646	19,708	6							
	Biggenden					35:00					No	No
	Eidsvold					32:45					No	No
	Gayndah					36:45					Yes	No
	Monto					33:00					Yes	No
	Mundubbera					36:50					Yes	No
	Perry					16:00					No	No
CLS	Paroo	Shire Council	1,955	47,727	3							
	Cunnamulla					35:00					No	No
	Wyandra					9:00					No	No
	Yowah					10:00					No	Yes
CLS	Quilpie	Shire Council	1,018	67,615	1							
	Quilpie					23:00					Yes	No
IND	Redland	City Council	136,944	537	7		1					
	Mobile							22	19:08		No	No
	Amity Point					9:00					Yes	No
	Capalaba					49:30					Yes	No
	Cleveland					52:00					Yes	No
	Dunwich					15:00					Yes	No
	Point Lookout					13:00					No	No
	Russell Island					20:00					Yes	No
	Victoria Point					49:30					Yes	No
CLS	Richmond	Shire Council	950	26,602	1							
	Richmond					20:00					No	No
IND	Rockhampton	Regional Council	111,528	18,361	6							
	Byfield					6:00					No	No
	Emu Park					38:00					Yes	No
	Mount Morgan					32:30					Yes	No
	Rockhampton North					46:15					Yes	No
	Rockhampton Regional					48:30					Yes	No
	Yeppoon					50:00					Yes	No

Facilities (2009-10) - 1

Lib Type	Library Name:	Council Type	Pop.	Local Govt Area sq.km.	No Lib.	Opening Hours/week	Mobiles				Open Saturday	Open Sunday	
							No.	No. Stops	Operat. Hours	Stops with Internet access			
IND	Scenic Rim	Regional Council	36,179	4,256	4		1						
	Mobile Library							14	23:50	14	No	No	
	Beaudesert					45:30					Yes	No	
	Boonah					43:36					Yes	No	
	Canungra					16:30					Yes	No	
	Tamborine Mountain					45:30					Yes	No	
IND	Somerset	Regional Council	20,613	5,379	4								
	Esk					40:00					No	No	
	Kilcoy					25:00					Yes	No	
	Lowood					40:00					No	No	
	Toogoolawah					22:30					No	No	
IND	South Burnett	Regional Council	31,705	8,399	6								
	Blackbutt					40:00					No	No	
	Kingaroy					36:30					No	No	
	Murgon					24:00					No	No	
	Nanango					39:00					Yes	No	
	Proston					23:30					No	No	
	Wondai					34:00					No	No	
IND	Southern Downs	Regional Council	34,621	7,120	3		1						
	Mobile							13	15:30		No	No	
	Allora					20:00					No	No	
	Stanthorpe					37:00					Yes	No	
	Warwick					42:00					Yes	No	
IND	Sunshine Coast	Regional Council	312,804	3,126	10		3						
	Mobile - Central							19	27:30	19	Yes	No	
	Mobile - Northern							11	25:45	10	Yes	No	
	Mobile - Southern							15	26:30	15	Yes	No	
	Beerwah					45:00					Yes	No	
	Caloundra					51:30					Yes	No	
	Coolum					52:00					Yes	No	
	Cooroy					45:30					Yes	No	
	Kawana					48:30					Yes	No	
	Kenilworth					20:00					Yes	No	
	Maleny					46:30					Yes	No	
	Maroochydore					55:30					Yes	No	
	Nambour					50:30					Yes	No	
	Noosa					53:30					Yes	Yes	
IND	Tablelands	Regional Council	45,297	64,999	11								
	Atherton					43:00					Yes	No	
	Chillagoe					6:00					No	No	
	Dimbulah					6:00					Yes	No	
	Herberton					17:30					No	No	
	Kuranda					25:00					Yes	No	
	Malanda					36:30					Yes	No	
	Mareeba					35:30					Yes	No	
	Millaa Millaa					12:00					Yes	No	
	Mt Garnett					6:00					No	No	
	Ravenshoe					17:30					Yes	No	
	Yungaburra					15:00					Yes	No	

Facilities (2009-10) - 1

Lib Type	Library Name:	Council Type	Pop.	Local Govt Area sq.km.	No Lib.	Opening Hours/week	Mobiles				Open Saturday	Open Sunday	
							No.	No. Stops	Operat. Hours	Stops with Internet access			
IND	Toowoomba	Regional Council	155,124	12,973	12		1						
	Toowoomba Mobile							8	17:30	6	Yes	No	
	Cecil Plains					15:00					No	No	
	Clifton					24:00					Yes	No	
	Crows Nest (John French VC Memorial)					33:00					Yes	No	
	Goombungee					15:00					Yes	No	
	Highfields					54:00					Yes	Yes	
	Millmerran					30:00					No	No	
	Oakey					48:00					Yes	No	
	Pittsworth					26:00					Yes	No	
	Quinalow					7:30					Yes	No	
	Toowoomba City					61:00					Yes	Yes	
	Toowoomba Local History					17:30					Yes	No	
	Yarraman					14:00					Yes	No	
CLS	Torres	Shire Council	3,690	691	1								
	Thursday Island					30:00					Yes	No	
IND	Townsville	City Council	175,542	3,733	3		3						
	Home Service Mobile							63	28:00		No	No	
	Mobile 1							24	21:00	13	No	No	
	Mobile 2							10	16:45		No	No	
	Aitkenvale					45:00					Yes	No	
	Flinders Street					46:00					Yes	Yes	
	Thuringowa					50:00					Yes	Yes	
CLS	Weipa	Town Authority	3,291	11	1								
	Hibberd Library Weipa					48:30					Yes	No	
IND	Western Downs	Regional Council	30,869	38,039	9								
	Bell					7:00					No	No	
	Chinchilla					39:30					Yes	No	
	Dalby					39:30					Yes	No	
	Jandowae					40:00					No	No	
	Meandarra					30:00					No	No	
	Miles					43:00					Yes	No	
	Moonie					30:00					No	No	
	Tara					35:00					No	No	
	Wandoan					40:00					No	No	
IND	Whitsunday	Regional Council	33,126	23,856	4								
	Beach					42:00					Yes	No	
	Bowen					38:00					No	No	
	Collinsville					40:00					No	No	
	Proserpine					42:00					No	No	
CLS	Winton	Shire Council	1,404	53,935	1								
	Winton					37:00					Yes	No	
CLS	Yarrabah	Shire Council	2,636	158	1								
	Yarrabah					36:00					No	No	
Totals			4,285,979	1,814,786	280	9622:11	18	339	409:58	198	215	25	

* Mobile Library decommissioned in March 2010, replaced with Port Douglas Kiosk in same month.

Facilities (2009-10) - 2

Lib Type	Library Name:	Council Type	Total Floor Space m ²	Public Access Space m ²	Shared Council Facilities	Multi Use Facilities	Meeting Rooms	Meeting Room Fees	RFID	Public access wi-fi	Internet connection	Colour printing
CLS	Balonne	Shire Council										
	Bollon				No	No	No		No	No	Broadband	No
	Dirranbandi				No	No	No		No	No	Broadband	No
	Hebel				No	No	No		No	No	Broadband	No
	St George Thallon				No	No	No		No	No	Broadband	No
IND	Banana	Shire Council										
	Mobile								No		Broadband	No
	Biloela		280.00	210.00	No	No	No		No	No	Broadband	No
	Moura		75.00	60.00	No	No	No		No	No	Broadband	No
	Taroom Theodore		40.00 88.00	30.00 75.00	No No	No No	No No		No No	No No	Broadband Broadband	No No
CLS	Barcaldine	Regional Council										
	Alpha		35.25	35.25	No	No	No		No	No	Dialup	Yes
	Aramac		77.00	77.00	No	No	Yes	No	No	No	Broadband	Yes
	Barcaldine		120.22	95.80	No	No	No		No	No	Broadband	Yes
	Jericho Muttaborra		19.70 78.00	19.70 78.00	Yes Yes	No No	No Yes	No No	No No	No No	Dialup Broadband	No Yes
CLS	Barcoo	Shire Council										
	Jundah		182.00	180.00	Yes	Yes	Yes	No	No	No	Broadband	Yes
	Stonehenge Windorah		350.00 55.00	160.00	Yes Yes	Yes Yes	Yes Yes	No Yes	No No	No No	Broadband Broadband	Yes Yes
CLS	Blackall-Tambo	Regional Council										
	Blackall Tambo		170.00 98.00	90.00 62.00	No No	No Yes	No Yes		No No	No No	Broadband Broadband	Yes Yes
CLS	Boulia	Shire Council										
	Boulia		208.00	104.00	No	Yes	Yes	No	No	No	Broadband	Yes
IND	Brisbane	City Council										
	Mobile								No	No	No connection	No
	Annerley		302.00		No	No	No		No	Yes	Broadband	No
	Ashgrove		518.00		No	No	Yes	Yes	No	Yes	Broadband	No
	Banyo		705.00		No	No	No		No	Yes	Broadband	No
	Bracken Ridge		516.00		No	No	Yes	Yes	No	Yes	Broadband	No
	Brisbane Square		4,500.00		Yes	No	Yes	Yes	No	Yes	Broadband	Yes
	Bulimba		405.00		No	No	Yes	Yes	No	Yes	Broadband	No
	Carina		347.00		No	No	No		No	Yes	Broadband	No
	Carindale		1,560.00		No	No	Yes	Yes	No	Yes	Broadband	No
	Chermside		2,000.00		Yes	No	Yes	Yes	No	Yes	Broadband	No
	Coopers Plains		668.00		No	No	Yes	Yes	No	Yes	Broadband	No
	Corinda		226.00		No	No	No		No	Yes	Broadband	No
	Everton Park		454.00		No	No	No		No	Yes	Broadband	No
	Fairfield		488.00		No	No	No		No	Yes	Broadband	No
	Garden City		1,500.00		Yes	No	Yes	Yes	No	Yes	Broadband	No
	Grange		592.00		No	No	Yes	Yes	No	Yes	Broadband	No
	Hamilton		400.00		No	No	No		No	Yes	Broadband	No
	Holland Park		572.00		No	No	Yes	Yes	No	Yes	Broadband	No
	Inala		846.00		Yes	No	No		No	Yes	Broadband	No
	Indooroopilly		1,500.00		Yes	No	Yes	Yes	No	Yes	Broadband	No
Mitchelton		535.00		No	No	Yes	Yes	No	Yes	Broadband	No	
Mt Coot-tha		140.00		No	No	No		No	Yes	Broadband	No	
Mt Gravatt		285.00		No	No	No		No	Yes	Broadband	No	
Mt Ommaney		1,000.00		No	No	Yes	Yes	No	Yes	Broadband	No	
New Farm		372.00		No	No	Yes	Yes	No	Yes	Broadband	No	

Facilities (2009-10) - 2

Lib Type	Library Name:	Council Type	Total Floor Space m ²	Public Access Space m ²	Shared Council Facilities	Multi Use Facilities	Meeting Rooms	Meeting Room Fees	RFID	Public access wi-fi	Internet connection	Colour printing
	Nundah		334.00		No	No	No		No	Yes	Broadband	No
	Sandgate		326.00		No	No	No		No	Yes	Broadband	No
	Stones Corner		248.00		No	No	No		No	Yes	Broadband	No
	Sunnybank Hills		1,680.00		No	No	Yes	Yes	No	Yes	Broadband	No
	Toowong		1,000.00		No	No	Yes	Yes	No	Yes	Broadband	No
	West End		144.00		No	No	No		No	Yes	Broadband	No
	Wynnum		650.00		Yes	No	Yes	Yes	No	Yes	Broadband	No
	Zillmere		347.00		No	No	No		No	Yes	Broadband	No
CLS	Bulloo	Shire Council										
	Thargomindah		75.00	75.00	No	No	No		No	No	Broadband	Yes
IND	Bundaberg	Regional Council										
	Bundaberg			1,800.00	No	No	Yes	No	No	Yes	Broadband	No
	Childers		29.00	260.00	No	No	No		No	No	Broadband	Yes
	Gin Gin				No	No	No		No	No	Broadband	Yes
IND	Burdekin	Shire Council										
	Burdekin (Ayr)		647.20	624.20	No	No	No	No	No	No	Broadband	Yes
	Home Hill		113.25	113.25	No	No	No	No	No	No	Broadband	Yes
CLS	Burke	Shire Council										
	Burke		56.70	50.70	Yes	No	No	No	No	Yes	Broadband	Yes
IND	Cairns	Regional Council										
	Mobile**								No		Dialup	No
	Babinda		180.00	158.00	Yes	No	No		No	No	Broadband	No
	City		2,010.00	1,803.00	No	No	Yes	Yes	No	No	Broadband	No
	Earlville		904.50	759.50	Yes	No	No		No	No	Broadband	No
	Edmonton		133.00	112.00	No	No	No		No	No	Broadband	No
	Gordonvale		214.00	138.00	Yes	No	No		No	No	Broadband	No
	Manunda		720.00	560.00	No	No	Yes	Yes	No	No	Broadband	No
	Mossman		600.00	530.00	No	No	Yes	Yes	No	No	Broadband	No
	Port Douglas Kiosk		45.00	25.00	No	No	No		No	No	Broadband	No
	Smithfield		929.00	650.00	Yes	No	No		No	No	Broadband	No
	Stratford		550.00	516.00	No	No	Yes	Yes	No	No	Broadband	No
CLS	Carpentaria	Shire Council										
	Karumba				Yes	No	Yes	No	No	No	Broadband	Yes
	Normanton				Yes	Yes	No		No	No	Broadband	Yes
IND	Cassowary Coast	Regional Council										
	Cardwell		370.00	350.00	No	Yes	Yes	Yes	No	No	Broadband	Yes
	Innisfail		600.00	400.00	No	No	No		No	No	Broadband	Yes
	Tully		500.00	440.00	No	No	Yes	Yes	No	No	Broadband	Yes
	Wongaling Beach		170.00	160.00	No	No	No		No	No	Broadband	Yes
IND	Central Highlands	Regional Council										
	Blackwater				No	No	No		No	No	Broadband	Yes
	Bluff				No	No	No		No	No	Broadband	Yes
	Capella				No	No	No		No	No	Broadband	Yes
	Dingo		67.50	67.50	No	No	No		No	No	Broadband	Yes
	Duaringa		170.00	150.00	No	No	No		No	No	Broadband	Yes
	Emerald		385.00	360.00	No	No	Yes	No	No	No	Broadband	Yes
	Gemfields		27.00	27.00	No	No	No		No	No	Broadband	No
	Rolleston				No	Yes	Yes	No	No	No	Broadband	Yes
	Springsure				No	No	No		No	No	Broadband	Yes
	Tieri		30.00	30.00	Yes	No	Yes	Yes	No	No	Broadband	No
CLS	Charters Towers	Regional Council										
	Charters Towers Excelsior Library			450.00	No	No	Yes		No	No	Broadband	Yes
CLS	Cloncurry	Shire Council										
	Cloncurry		400.00		No	No	No		No	No	Broadband	Yes
	Dajarra				No	No	No		No	No	No connection	No

Facilities (2009-10) - 2

Lib Type	Library Name:	Council Type	Total Floor Space m ²	Public Access Space m ²	Shared Council Facilities	Multi Use Facilities	Meeting Rooms	Meeting Room Fees	RFID	Public access wi-fi	Internet connection	Colour printing
CLS	Cook	Shire Council										
	Bloomfield		140.00	140.00	No	No	Yes	No	No	No	Broadband	No
	Coen		91.00	91.00	No	No	No	No	No	No	Dialup	No
	Cooktown		230.00	230.00	No	No	No		No	No	Broadband	No
CLS	Croydon	Shire Council										
	Croydon			54.00	Yes	Yes	No		No	No	Broadband	Yes
CLS	Diamantina	Shire Council										
	Bedourie			41.25	Yes	No	No		No	No	Broadband	Yes
	Birdsville			30.00	Yes	Yes	No		No	No	Broadband	Yes
CLS	Etheridge	Shire Council										
	Georgetown		155.00		No	No	No		No	No	Broadband	Yes
CLS	Flinders	Shire Council										
	Flinders Shire Library (Hughenden)		100.00	89.00	No	No	No		No	No	Broadband	Yes
IND	Fraser Coast	Regional Council										
	Burrum Heads		50.00	50.00	No	No	No		Yes	Yes	Broadband	Yes
	Hervey Bay		2,325.00	1,599.00	Yes	Yes	Yes	No	Yes	Yes	Broadband	Yes
	Howard		126.00	126.00	No	No	No		Yes	Yes	Broadband	Yes
	Maryborough		1,160.00	800.00	No	No	Yes	Yes	Yes	Yes	Broadband	Yes
	Tiaro		157.00	152.00	Yes	No	No		Yes	Yes	Broadband	Yes
IND	Gladstone	Regional Council										
	Agnes Water		72.00	70.00	No	No	No		No	No	Broadband	No
	Boyne Island			580.00	Yes	Yes	Yes	Yes	No	No	Broadband	No
	Calliope		230.00	230.00	No	No	Yes	Yes	No	No	Broadband	No
	Gladstone		1,720.00	1,480.00	No	No	Yes	Yes	No	No	Broadband	No
	Miriam Vale		203.00	200.00	No	No	No		No	No	Broadband	No
	Mount Larcom			152.00	Yes	Yes	No		No	No	Broadband	No
IND	Gold Coast	City Council										
	Mobile Library 1								Yes		Broadband	No
	Mobile Library 2								Yes		Broadband	No
	Broadbeach		2,582.00	2,132.00	Yes	Yes	Yes	No	Yes	Yes	Broadband	No
	Burleigh Heads		680.00	436.40	Yes	No	No		Yes	Yes	Broadband	No
	Burleigh Waters		929.00	398.60	No	No	No		Yes	Yes	Broadband	No
	Coolangatta		820.00	520.50	No	No	No		Yes	Yes	Broadband	No
	Elanora		2,627.00	2,261.20	No	No	Yes	No	Yes	Yes	Broadband	No
	Helensvale		923.90	401.80	No	No	No		Yes	Yes	Broadband	No
	Local Studies				No	No	No		Yes	Yes	Broadband	No
	Mudgeeraba		78.30	74.10	No	Yes	No		Yes	No	Dialup	No
	Nerang		1,902.10	1,284.50	No	No	Yes	No	Yes	Yes	Broadband	No
	Palm Beach		1,016.50	594.00	Yes	No	Yes	No	Yes	No	Broadband	No
	Robina		908.80	722.70	Yes	No	Yes	No	Yes	Yes	Broadband	No
	Runaway Bay		1,161.80	879.10	No	No	No		Yes	Yes	Broadband	No
	Southport		3,320.90	2,047.00	No	No	Yes	No	Yes	Yes	Broadband	No
CLS	Goondiwindi	Regional Council										
	Goondiwindi		322.00	282.00	No	No	No		No	No	Broadband	Yes
	Inglewood		70.00	60.00	No	No	No		No	No	Broadband	Yes
	Texas		250.00	240.00	Yes	No	No		No	No	Broadband	Yes
IND	Gympie	Regional Council										
	Goomeri		74.80		No	No	No		No	No	Broadband	No
	Gympie		792.00		No	No	No		No	Yes	Broadband	Yes
	Imbil		115.09		No	No	No		No	No	Broadband	No
	Kilkivan		114.00		No	No	No		No	No	Broadband	No
	Rainbow Beach		22.68		No	No	No		No	No	Broadband	No
	Tin Can Bay		264.50		No	No	Yes	Yes	No	No	Broadband	No

Facilities (2009-10) - 2

Lib Type	Library Name:	Council Type	Total Floor Space m ²	Public Access Space m ²	Shared Council Facilities	Multi Use Facilities	Meeting Rooms	Meeting Room Fees	RFID	Public access wi-fi	Internet connection	Colour printing		
IND	Hinchinbrook	Shire Council			No	Yes	No		No	No	Broadband	Yes		
	Halifax				No	Yes	No		No	No	Broadband	Yes		
	Ingham		458.00	346.00	No	Yes	No		No	No	Broadband	Yes		
IND	Ipswich	City Council												
	Mobile								No	No	Broadband	Yes		
	Ipswich		2,700.00	2,589.00	No	No	Yes	No	No	No	Broadband	Yes		
	Redbank Plains		850.00	800.00	No	No	Yes	No	No	No	Broadband	Yes		
	Redbank Plaza		415.00	360.00	No	No	Yes	No	No	No	Broadband	Yes		
IND	Isaac	Regional Council												
	Carmila		50.00	50.00	No	No	No		No	No	Dialup	Yes		
	Clermont		250.00	250.00	Yes	Yes	Yes	No	No	Yes	Broadband	Yes		
	Dysart		80.00	80.00	Yes	Yes	Yes	NO	No	No	Broadband	Yes		
	Glenden		150.00	150.00	Yes	No	Yes	No	No	No	Broadband	Yes		
	Middlemount		90.00	90.00	No	No	No		No	No	Broadband	Yes		
	Moranbah		450.00	450.00	No	No	Yes	Yes	No	Yes	Broadband	Yes		
	Nebo		125.00	125.00	Yes	No	No		No	No	Broadband	Yes		
	St Lawrence		128.00	128.00	No	No	No		No	No	Dialup	Yes		
	IND		Lockyer Valley	Regional Council										
Mobile											Broadband	No		
Gatton		1,055.00	800.00		No	No	Yes		Yes	No	Broadband	Yes		
Laidley		286.00	250.00		No	No	No		Yes	No	Broadband	Yes		
IND	Logan	City Council												
	Beenleigh		1,380.00	1,136.00	No	No	Yes	No	Yes	No	Broadband	Yes		
	Greenbank		126.00	110.00	No	No	No		No	No	Broadband	No		
	Jimboomba		521.00	420.00	Yes	No	Yes	Yes	No	No	Broadband	No		
	Logan Central		860.00	726.00	No	No	No		No	No	Broadband	Yes		
	Logan Hyperdome		1,540.00	1,370.00	No	No	Yes	No	No	No	Broadband	Yes		
	Logan North		1,520.00	1,300.00	No	No	Yes	No	No	Yes	Broadband	Yes		
	Logan Village		82.00	64.00	No	No	No		No	No	Broadband	No		
	Logan West		1,890.00	1,600.00	No	No	Yes	No	No	No	Broadband	Yes		
	Marsden		1,570.00	1,260.00	No	No	Yes	No	No	No	Broadband	Yes		
	CLS		Longreach	Regional Council										
			Ilfracombe			32.00	Yes	No	No		No	No	Dialup	Yes
Isisford			7.50		No	No	No		No	No	Dialup	No		
Longreach			183.00		Yes	No	No		No	No	Broadband	No		
IND	Mackay	Regional Council												
	Mobile										Broadband	No		
	Gordon White		1,700.00	1,380.00	No	No	Yes	Yes	No	Yes	Broadband	No		
	Mackay City		1,115.00	947.00	No	No	No		No	Yes	Broadband	No		
	Mirani		167.00	145.00	No	No	No		No	No	Broadband	No		
	Sarina		280.00	250.00	No	No	No		No	No	Broadband	No		
	Walkerston		100.00	98.00	No	No	No		No	No	Broadband	No		
CLS	McKinlay	Shire Council												
	Julia Creek				Yes	No	No		No	No	Broadband	Yes		
CLS	Maranoa	Regional Council												
	Injune		121.00	90.00	Yes	Yes	Yes	Yes	No	No	Broadband	Yes		
	Jackson		108.00	80.00	Yes	Yes	Yes	No	No	No	Dialup	No		
	Mitchell		148.00	148.00	No	No	No		No	No	Dialup	No		
	Roma				No	No	Yes	No	No	No	Broadband	Yes		
	Surat			120.00	Yes	Yes	No		No	No	Broadband	Yes		
	Wallumbilla		12.00	3.00	No	No	No		No	No	Broadband	Yes		
Yuleba	12.00	3.00	No	No	No		No	No	Dialup	Yes				

Facilities (2009-10) - 2

Lib Type	Library Name:	Council Type	Total Floor Space m ²	Public Access Space m ²	Shared Council Facilities	Multi Use Facilities	Meeting Rooms	Meeting Room Fees	RFID	Public access wi-fi	Internet connection	Colour printing	
IND	Moreton Bay	Regional Council											
	Mobile								Yes	No	Broadband	Yes	
	Albany Creek		952.00	900.00	Yes	No	Yes	Yes	Yes	No	Broadband	Yes	
	Arana Hills		820.00	707.00	Yes	Yes	Yes	Yes	Yes	No	Broadband	Yes	
	Bribie Island		900.00	874.00	No	Yes	Yes	Yes	Yes	No	Broadband	Yes	
	Burpengary		754.00	743.00	No	No	No		No	No	Broadband	Yes	
	Caboolture		551.50	421.00	No	No	No		Yes	No	Broadband	Yes	
	Deception Bay		589.00	550.00	No	Yes	Yes	Yes	No	No	Broadband	Yes	
	Kallangur		530.00	500.00	Yes	No	No		Yes	No	Broadband	Yes	
	Narangba		410.00	385.00	No	No	No		No	No	Broadband	Yes	
	Pathways		1,300.00	966.00	Yes	Yes	No		Yes	No	Broadband	Yes	
	Redcliffe		3,000.00	2,000.00	Yes	Yes	Yes	Yes	Yes	No	Broadband	Yes	
	Strathpine		1,124.00	888.00	No	No	Yes	Yes	Yes	No	Broadband	Yes	
Woodford		272.00	251.00	No	No	No		Yes	No	Broadband	Yes		
CLS	Mornington Island	Shire Council											
	Mornington Island		153.00	125.00	Yes	No	Yes	No	No	No	Broadband	Yes	
IND	Mount Isa	City Council											
	Mount Isa City		1,271.50	602.00	No	No	No		No	No	Broadband	Yes	
CLS	Murweh	Shire Council											
	Augathella		40.00	35.00	Yes	No	No		No	No	Broadband	Yes	
	Charleville		155.66	119.90	No	No	No		No	No	Broadband	Yes	
	Morven		12.00	12.00	No	No	No		No	No		Yes	
CLS	North Burnett	Regional Council											
	Biggenden			87.00	No	No	No		No	No	Broadband	No	
	Eidsvold		400.00	219.00	Yes	No	No		No	No	Broadband	Yes	
	Gayndah				No	No	No		No	No	Broadband	No	
	Monto			140.00	No	No	No		No	No	Broadband	No	
	Mundubbera		393.47	335.37	Yes	Yes	Yes	No	No	No	Broadband	Yes	
Perry				No	No	No		No	No	Broadband	No		
CLS	Paroo	Shire Council											
	Cunnamulla		195.60	80.75	No	No	No		No	No	Broadband	Yes	
	Wyandra		29.35	4.32	Yes	Yes	No		No	No	Dialup	Yes	
	Yowah		50.00	45.00	No	No	No		No	No	Dialup	Yes	
CLS	Quilpie	Shire Council											
	Quilpie		225.00		No	No	No		No	No	Broadband	Yes	
IND	Redland	City Council											
	Mobile								No	Yes	Broadband	Yes	
	Amity Point		21.60	21.60	No	No	No		No	No	Broadband	No	
	Capalaba		1,064.70	886.00	No	No	Yes	No	No	No	Broadband	Yes	
	Cleveland		1,692.30	1,404.70	No	No	Yes	No	No	No	Broadband	Yes	
	Dunwich		52.38	48.38	No	No	No		No	No	Broadband	No	
	Point Lookout		85.00	80.00	No	No	No		No	No	Broadband	No	
	Russell Island		90.00	70.00	No	No	No		No	No	No Connection	No	
	Victoria Point		1,341.00	1,161.00	No	No	Yes	No	No	No	Broadband	Yes	
	CLS	Richmond	Shire Council										
		Richmond		121.00	115.00	No	Yes	No		No	Yes	Broadband	Yes
IND	Rockhampton	Regional Council											
	Byfield		50.00	40.00	No	No	No		No	No	Dialup	No	
	Emu Park		200.00	180.00	No	No	No		No	No	Broadband	No	
	Mount Morgan		168.00	133.00	No	No	No		No	No	Broadband	No	
	Rockhampton North		841.50	666.50	No	No	No		No	No	Broadband	Yes	
	Rockhampton Regional		2,351.00		No	No	Yes	Yes	Yes	Yes	Broadband	Yes	
	Yeppoon		350.00	310.00	No	No	No		No	No	Broadband	No	

Facilities (2009-10) - 2

Lib Type	Library Name:	Council Type	Total Floor Space m ²	Public Access Space m ²	Shared Council Facilities	Multi Use Facilities	Meeting Rooms	Meeting Room Fees	RFID	Public access wi-fi	Internet connection	Colour printing
IND	Scenic Rim	Regional Council										
	Mobile Library								No	No	Broadband	No
	Beaudesert		532.00	462.00	No	No	No		No	No	Broadband	No
	Boonah		340.00	340.00	No	No	No		No	No	Broadband	No
	Canungra		80.00	3.33	No	No	No		No	No	Broadband	No
	Tamborine Mountain		330.00	330.00	Yes	No	No		No	No	Broadband	Yes
IND	Somerset	Regional Council										
	Esk		151.50	135.00	No	No	Yes	Yes	No	No	Broadband	No
	Kilcoy		94.00	85.00	No	No	No		No	No	Broadband	No
	Lowood		288.00	288.00	Yes	No	No		No	No	Broadband	Yes
	Toogoolawah		84.33	84.33	No	No	No		No	No	Broadband	No
IND	South Burnett	Regional Council										
	Blackbutt		154.00	152.00	Yes	Yes	Yes	No	No	No	Broadband	Yes
	Kingaroy		397.75	304.95	No	No	No		No	No	Broadband	Yes
	Murgon		291.00	256.00	No	No	No		No	No	Broadband	Yes
	Nanango		233.00	196.00	Yes	No	No		No	No	Broadband	Yes
	Proston		180.00	120.00	Yes	No	No		No	No	Broadband	Yes
	Wondai		180.00	130.00	No	No	No		No	No	Broadband	Yes
IND	Southern Downs	Regional Council										
	Mobile								No	No	No Connection	No
	Allora		92.00	77.00	No	No	No		No	No	Broadband	No
	Stanthorpe		421.00	365.00	No	No	No		No	Yes	Broadband	No
	Warwick		690.00	494.00	No	No	Yes	No	No	No	Broadband	No
IND	Sunshine Coast	Regional Council										
	Mobile - Central								No	No	Broadband	No
	Mobile - Northern								No	No	Broadband	No
	Mobile - Southern								No	No	Broadband	No
	Beerwah		510.00	450.00	No	No	Yes	No	No	No	Broadband	No
	Caloundra		1,119.50	791.00	No	No	Yes	No	No	Yes	Broadband	Yes
	Coolum		400.00	337.00	No	No	No		No	Yes	Broadband	Yes
	Cooroy		1,248.00	1,110.00	No	No	Yes	Yes	No	Yes	Broadband	Yes
	Kawana		722.00	609.00	No	No	Yes	Yes	No	Yes	Broadband	No
	Kenilworth		115.00	115.00	No	No	No		No	No	Broadband	No
	Maleny		384.00	227.00	No	No	Yes	No	No	No	Broadband	No
	Maroochydore		1,419.00	1,104.00	No	No	Yes	No	No	Yes	Broadband	Yes
	Nambour		980.00	784.00	Yes	No	No		No	No	Broadband	Yes
	Noosa		1,070.00	745.00	No	No	No		No	Yes	Broadband	Yes
	IND	Tablelands	Regional Council									
Atherton			678.00	540.00	No	No	Yes	No	No	No	Broadband	Yes
Chillagoe			75.00	50.00	No	No	No		No	No	Broadband	No
Dimbulah			27.00	27.00	No	No	No		No	No	Broadband	No
Herberton			950.00	800.00	No	No	No		No	No	Broadband	Yes
Kuranda			150.00	106.50	No	No	No		No	No	Broadband	Yes
Malanda			127.00	120.00	No	No	No		No	No	Broadband	Yes
Mareeba			285.00	235.00	No	No	No		No	No	Broadband	Yes
Millaá Millaá			70.00	62.50	No	No	No		No	No	Broadband	Yes
Mt Garnett			30.00	24.00	No	No	No		No	No	Broadband	No
Ravenshoe			251.00	212.00	Yes	No	No		No	No	Broadband	Yes
Yungaburra			60.00	39.00	No	No	No		NoY	No	Broadband	Yes

Facilities (2009-10) - 2

Lib Type	Library Name:	Council Type	Total Floor Space m ²	Public Access Space m ²	Shared Council Facilities	Multi Use Facilities	Meeting Rooms	Meeting Room Fees	RFID	Public access wi-fi	Internet connection	Colour printing
IND	Toowoomba	Regional Council										
	Toowoomba Mobile								No	No	Broadband	No
	Cecil Plains		70.80	70.80	No	No	No		No	No	Broadband	No
	Clifton		274.00	252.00	No	No	Yes	No	No	No	Broadband	No
	Crows Nest (John French VC Memorial)		210.00	210.00	No	No	No		No	No	Broadband	No
	Goombungee		197.00	187.00	No	No	No		No	No	Broadband	No
	Highfields		180.00	175.00	No	No	No		No	No	Broadband	No
	Millmerran		298.00	263.00	No	No	No		No	No	Broadband	No
	Oakey		343.50	332.00	No	No	No		No	No	Broadband	No
	Pittsworth		475.00	350.00	No	No	No		No	No	Broadband	No
	Quinalow		66.00	66.00	No	No	No		No	No	Broadband	No
	Toowoomba City		2,400.00	2,100.00	No	No	Yes	No	No	No	Broadband	Yes
	Toowoomba Local History Yarraman		450.00	340.00	No	No	No		No	No	Broadband	Yes
				98.00	98.00	No	No	No		No	No	Broadband
CLS	Torres	Shire Council										
	Thursday Island		53.76	53.76	No	No	No		No	No	Broadband	No
IND	Townsville	City Council										
	Home Service Mobile								No		No Connection	No
	Mobile 1								No		Broadband	No
	Mobile 2								No		No Connection	No
	Aitkenvale		2,100.00	1,300.00	No	No	Yes	Yes	No	Yes	Broadband	Yes
	Flinders Street		1,450.00	1,220.00	No	No	No		No	No	Broadband	Yes
CLS	Weipa	Town Authority										
	Hibberd Library Weipa		422.00	422.00	No	No	No		No	No	Broadband	Yes
IND	Western Downs	Regional Council										
	Bell		50.00	50.00	No	Yes	No		No	No	Broadband	No
	Chinchilla		400.00	352.00	No	No	Yes	No	No	No	Broadband	Yes
	Dalby		440.00	330.00	No	No	No		Yes	No	Broadband	Yes
	Jandowae		375.00	250.00	Yes	Yes	Yes	No	No	No	Broadband	Yes
	Meandarra		70.00	65.00	Yes	No	Yes	No	No	No	Broadband	Yes
	Miles		84.00	84.00	Yes	No	No		No	Yes	Broadband	Yes
	Moonie		70.00	70.00	Yes	Yes	Yes	No	No	No	Broadband	Yes
	Tara		200.00	196.00	No	No	Yes	No	No	No	Broadband	Yes
	Wandoan		350.00	340.00	Yes	Yes	Yes	No	No	No	Broadband	Yes
	IND	Whitsunday	Regional Council									
Beach			400.00	370.00	No	No	No		No	Yes	Broadband	Yes
Bowen			275.00	250.00	No	No	No		No	Yes	Broadband	Yes
Collinsville			152.00	140.00	Yes	Yes	No		No	No	Broadband	Yes
Proserpine			500.00	400.00	No	No	No		No	Yes	Broadband	Yes
CLS	Winton	Shire Council										
	Winton				No	No	No		No	Yes	Broadband	No
CLS	Yarrabah	Shire Council										
	Yarrabah		83.00	60.00	Yes	Yes	Yes	Yes	No	No	Broadband	Yes
Totals			135,168	88,396	66	38	100	47	35	73	15 = Dialup 277 = Broadband 6 = No Connection	149

* Mobile Library decommissioned in March 2010, replaced with Port Douglas Kiosk in same month.

Finance - Expenditure (2009-10)

Lib Type	Library service:	OPERATING EXPENDITURE (\$)			LIBRARY MATERIALS (\$)			CAPITAL EXPENDITURE (\$)			Total Expenditure	Per Capita (\$)		
		Salaries	Operating costs	Total Operating Expenditure	Collections (*excluding Electronic Resources)	Electronic Resources	Total Expenditure on Library Materials	Minor Capital Expenditure	Major Capital Projects	Total Capital Expenditure		Collections \$ per capita	Total Exp per Capita (inc. Capital)	Total Operating per Capita
CLS	Balonne	137,177	40,241	177,418	10,366	-	10,366	748	-	748	188,532	2.14	38.99	36.69
IND	Banana	506,377	138,720	645,097	71,538	1,933	73,471	1,791	-	1,791	720,359	4.40	43.12	38.61
CLS	Barcaldine	183,764	29,409	213,173	10,999	-	10,999	4,568	-	4,568	228,740	3.24	67.40	62.81
CLS	Barcoo	88,784	10,164	98,948	738	-	738	805	-	805	100,491	2.00	272.33	268.15
CLS	Blackall-Tambo	62,285	15,363	77,648	-	-	-	-	-	-	77,648	0.00	37.57	37.57
CLS	Boulia	69,596	7,778	77,374	300	-	300	1,390	2,600	3,990	81,663	0.68	185.60	175.85
IND	Brisbane	20,483,854	13,374,291	33,858,145	6,528,796	-	6,528,796	273,000	1,356,802	1,629,802	42,016,743	6.35	40.88	32.94
CLS	Bulloo	27,496	13,999	41,495	724	-	724	-	-	-	42,219	1.93	112.28	110.36
IND	Bundaberg	1,255,955	717,980	1,973,935	445,624	-	445,624	-	8,058	8,058	2,427,617	4.83	26.29	21.38
IND	Burdekin	471,346	134,593	605,939	72,069	-	72,069	1,102	-	1,102	679,110	3.96	37.30	33.28
CLS	Burke	10,842	81,819	92,661	-	-	-	-	-	-	92,661	0.00	164.88	164.88
IND	Cairns	3,834,439	2,487,515	6,321,954	730,703	32,430	763,133	-	29,520	29,520	7,114,607	4.81	44.84	39.85
CLS	Carpentaria	134,973	79,242	214,215	-	-	-	15,819	-	15,819	230,034	0.00	108.66	101.19
IND	Cassowary Coast	565,915	411,592	977,507	187,042	-	187,042	10,440	-	10,440	1,174,989	6.16	38.71	32.20
IND	Central Highlands	844,609	404,238	1,248,847	348,690	-	348,690	49,029	-	49,029	1,646,566	11.04	52.11	39.53
CLS	Charters Towers	291,157	94,777	385,934	-	-	-	-	-	-	385,934	0.00	30.86	30.86
CLS	Cloncurry	91,048	17,759	108,807	2,452	-	2,452	-	-	-	111,259	0.72	32.78	32.06
CLS	Cook	112,139	273,478	385,617	750	-	750	16,800	-	16,800	403,167	0.20	105.76	101.16
CLS	Croydon	27,991	5,997	33,988	700	-	700	-	-	-	34,688	2.54	125.68	123.14
CLS	Diamantina	38,397	12,292	50,688	-	-	-	8,452	-	8,452	59,140	0.00	188.34	161.43
CLS	Etheridge	143,205	12,514	155,719	200	-	200	-	-	-	155,919	0.21	167.30	167.08
CLS	Flinders	65,615	28,812	94,427	1,112	-	1,112	-	-	-	95,539	0.60	51.25	50.66
IND	Fraser Coast	1,627,699	397,585	2,025,284	467,411	7,224	474,635	72,000	110,000	182,000	2,681,919	4.96	28.03	21.17
IND	Gladstone	1,776,804	773,898	2,550,702	339,048	-	339,048	20,254	24,830	45,084	2,934,834	5.89	50.96	44.29
IND	Gold Coast	11,952,423	8,931,855	20,884,278	5,868,680	318,936	6,187,616	569,353	1,334,528	1,903,881	28,975,775	12.43	58.20	41.95
CLS	Goondiwindi	202,289	119,811	322,100	6,693	-	6,693	-	-	-	328,793	0.61	29.93	29.32
IND	Gympie	1,314,060	342,010	1,656,070	245,276	10,000	255,276	-	-	-	1,911,346	5.51	41.22	35.71
IND	Hinchinbrook	307,060	-	307,060	60,100	-	60,100	-	-	-	367,160	4.92	30.08	25.15
IND	Ipswich	4,486,000	504,384	4,990,384	810,916	16,700	827,616	240,000	-	240,000	6,058,000	5.37	39.30	32.37
IND	Isaac	503,716	98,397	602,113	165,759	-	165,759	21,938	-	21,938	789,810	5.69	27.11	20.67
IND	Lockyer Valley	710,094	128,461	838,555	146,306	-	146,306	35,092	288,721	323,813	1,308,674	4.31	38.55	24.70
IND	Logan	6,349,910	4,219,762	10,569,672	1,759,303	143,787	1,903,090	-	3,436,752	3,436,752	15,909,514	7.05	58.93	39.15
CLS	Longreach	72,261	37,164	109,425	-	-	-	-	-	-	109,425	0.00	25.64	25.64
IND	Mackay	2,356,868	680,999	3,037,867	512,351	10,000	522,351	51,729	-	51,729	3,611,947	4.64	32.08	26.98
CLS	McKinlay	72,120	31,176	103,296	657	-	657	-	-	-	103,953	0.68	108.17	107.49
CLS	Maranoa	383,452	106,168	489,620	-	-	-	9,206	-	9,206	498,826	0.00	37.95	37.25
IND	Moreton Bay	6,381,198	493,410	6,874,608	1,620,457	-	1,620,457	-	135,614	135,614	8,630,679	4.54	24.20	19.27
CLS	Mornington	43,390	11,385	54,775	-	-	-	8,486	-	8,486	63,261	0.00	58.14	50.34
IND	Mount Isa	441,165	6,982	448,147	107,000	-	107,000	18,193	66,250	84,443	639,590	4.96	29.65	20.78
CLS	Murweh	67,970	126,090	194,060	6,470	-	6,470	3,760	45,086	48,846	249,376	1.34	51.73	40.25
CLS	North Burnett	423,055	101,352	524,407	4,937	-	4,937	-	-	-	529,344	0.46	49.72	49.26
CLS	Paroo	146,673	44,457	191,130	4,983	-	4,983	-	-	-	196,113	2.55	100.31	97.76
CLS	Quilpie	53,833	35,891	89,724	890	-	890	-	-	-	90,614	0.87	89.01	88.14
IND	Redland	4,794,299	4,076,161	8,870,460	1,040,260	85,022	1,125,282	33,213	46,079	79,292	10,075,034	8.22	73.57	64.77
CLS	Richmond	28,693	11,172	39,865	-	-	-	9,500	-	9,500	49,365	0.00	51.96	41.96
IND	Rockhampton	1,990,271	249,055	2,239,326	506,885	24,101	530,986	18,810	-	18,810	2,789,122	4.76	25.01	20.08
IND	Scenic Rim	898,221	157,797	1,056,018	158,474	-	158,474	-	-	-	1,214,492	4.38	33.57	29.19
IND	Somerset	351,666	207,139	558,805	102,024	-	102,024	6,578	336,147	342,725	1,003,554	4.95	48.69	27.11
IND	South Burnett	735,000	267,000	1,002,000	157,000	-	157,000	-	-	-	1,159,000	4.95	36.56	31.60
IND	Southern Downs	746,947	514,852	1,261,799	196,564	-	196,564	9,361	-	9,361	1,467,724	5.68	42.39	36.45
IND	Sunshine Coast	7,128,600	2,544,616	9,673,216	1,761,486	90,620	1,852,106	-	7,341,735	7,341,735	18,867,057	5.92	60.32	30.92
IND	Tablelands	1,249,972	170,475	1,420,447	305,674	2,200	307,874	42,369	110,782	153,151	1,881,472	6.80	41.54	31.36
IND	Toowoomba	2,712,438	1,468,945	4,181,383	538,794	-	538,794	-	-	-	4,720,177	3.47	30.43	26.96

Finance - Expenditure (2009-10)

Lib Type	Library service:	OPERATING EXPENDITURE (\$)			LIBRARY MATERIALS (\$)			CAPITAL EXPENDITURE (\$)			Total Expenditure	Per Capita (\$)		
		Salaries	Operating costs	Total Operating Expenditure	Collections (*excluding Electronic Resources)	Electronic Resources	Total Expenditure on Library Materials	Minor Capital Expenditure	Major Capital Projects	Total Capital Expenditure		Collections \$ per capita	Total Exp per Capita (inc. Capital)	Total Operating per Capita
CLS	Torres SC	58,773	3,543	62,316	2,941		2,941			-	65,257	0.80	17.68	16.89
IND	Townsville	3,535,240	3,819,212	7,354,452	745,013	98,814	843,827	44,747		44,747	8,243,026	4.81	46.96	41.90
CLS	Weipa	68,000	80,000	148,000	8,060		8,060			-	156,060	2.45	47.42	44.97
IND	Western Downs	891,216	551,059	1,442,275	269,000	2,500	271,500	53,426	87,700	141,126	1,854,901	8.80	60.09	46.72
IND	Whitsunday	969,595	419,705	1,389,300	227,558		227,558			-	1,616,858	6.87	48.81	41.94
CLS	Winton	94,792	23,999	118,791	423		423			-	119,214	0.30	84.91	84.61
CLS	Yarrabah	31,608	5,964	37,572	-		-			-	37,572	0.00	14.25	14.25
	CLS Exchange Stock				649,065		649,065				649,065			
	Totals	\$95,404,334	\$50,154,503	\$145,558,836	\$27,209,261	\$844,267	\$28,053,528	\$1,651,959	\$14,761,204	\$16,413,163	\$190,025,527	\$6.55	\$44.34	\$33.96

Finance - Income (2009-10)

Lib Type	Library service:	INCOME (\$)						per capita (\$)		
		Revenue	State Library grant	Other grants	LG alloc - Operating	LG alloc - Capital	Revenue - Other	Total Income	LG Contrib per Capita	Grants per Capita
CLS	Balonne	1,539	3,415	1,500				6,454	-	0.71
IND	Banana	19,881	73,274		112,827	1,791		207,773	6.86	4.39
CLS	Barcaldine	3,867	3,415		221,458			228,740	65.25	1.01
CLS	Barcoo	-	2,049					2,049	-	5.55
CLS	Blackall-Tambo	-	1,366				4,033	5,399	-	0.66
CLS	Boulia	3,246	683					3,929	-	1.55
IND	Brisbane	1,343,521	3,661,730		35,220,107	1,629,802	51,660	41,906,820	35.85	3.56
CLS	Bulloo	934	683					1,617	-	1.82
IND	Bundaberg	37,148	424,024		2,120,310	10,000	9,590	2,601,072	23.07	4.59
IND	Burdekin	11,695	87,078		637,980	1,100	1,115	738,968	35.10	4.78
CLS	Burke	1,213	683					1,896	-	1.22
IND	Cairns	210,435	763,134		6,194,419	250,000		7,417,988	40.62	4.81
CLS	Carpentaria	10,828	1,366					12,194	-	0.65
IND	Cassowary Coast	17,462	148,939		998,148	10,440		1,174,989	33.23	4.91
IND	Central Highlands	47,259	156,106	200,000			878	404,243	-	4.94
CLS	Charters Towers	9,507	683		391,635			401,825	31.32	0.05
CLS	Cloncurry	10,900	1,366					12,266	-	0.40
CLS	Cook	11,750	1,366		273,478	16,800		303,394	76.15	0.36
CLS	Croydon	-	683					683	-	2.47
CLS	Diamantina	8,071	1,366					9,437	-	4.35
CLS	Etheridge	3,878	683		155,764			160,325	167.13	0.73
CLS	Flinders	-	683				1,422	2,105	-	0.37
IND	Fraser Coast	96,836	450,263	40,000	2,025,284	182,000		2,794,383	23.07	4.71
IND	Gladstone	34,996	236,710	4,500	2,376,834	45,084		2,698,124	42.06	4.11
IND	Gold Coast	161,582	1,858,083		18,298,041	6,238,774	20,833	26,577,313	49.29	3.73
CLS	Goondiwindi	15,434	2,049		314,338			331,821	28.62	0.19
IND	Gympie	36,834	210,276	23,500	1,580,340	25,000		1,875,950	34.62	4.53
IND	Hinchinbrook	6,215	62,775		84,201	18,830		172,021	8.44	5.14
IND	Ipswich	111,000	593,000				10,000	714,000	-	3.85
IND	Isaac	28,007	125,312		1,070			154,389	0.04	4.30
IND	Lockyer Valley	7,588	142,208	823,800	338,000			1,311,596	9.96	4.19
IND	Logan	171,117	1,035,315	1,253,829	10,387,243	3,050,527	11,483	15,909,514	49.77	3.83
CLS	Longreach	2,207	2,049					4,256	-	0.48
IND	Mackay	83,868	486,837		2,941,135	119,138		3,630,978	27.18	4.32
CLS	McKinlay	3,856	683		100,733			105,272	104.82	0.71
CLS	Maranoa	18,424	4,781		467,696	9,206		500,107	36.28	0.36
IND	Moreton Bay	403,425	1,481,086	81,900	6,874,608	135,614		8,976,633	19.65	4.15
CLS	Mornington	244	683	8,549	33,844			43,320	31.11	0.63
IND	Mount Isa	29,233	107,998	21,607				158,838	-	5.01

Finance - Income (2009-10)

Lib Type	Library service:	INCOME (\$)						per capita (\$)		
		Revenue	State Library grant	Other grants	LG alloc - Operating	LG alloc - Capital	Revenue - Other	Total Income	LG Contrib per Capita	Grants per Capita
CLS	Murweh	-	2,049	80,190	38,988	53,432	23,400	198,059	19.17	0.43
CLS	North Burnett	23,363	4,098	8,800				36,261	-	0.38
CLS	Paroo	2,507	2,049					4,556	-	1.05
CLS	Quilpie	-	683		100,970			101,653	99.18	0.67
IND	Redland	37,802	546,617	72,939	9,007,058	409,142	1,476	10,075,034	68.76	3.99
CLS	Richmond	1,555	683		39,865	9,500	3,596	55,199	51.96	0.72
IND	Rockhampton	44,473	500,449	8,000	2,213,223	18,810	4,167	2,789,122	20.01	4.49
IND	Scenic Rim	-	157,037				16,852	173,889	-	4.34
IND	Somerset	15,348	92,738		188,550	336,147		632,783	25.45	4.50
IND	South Burnett	-	151,312		992,000		5,965	1,149,277	31.29	4.77
IND	Southern Downs	35,452	158,490		1,224,456	38,073		1,456,471	36.47	4.58
IND	Sunshine Coast	220,559	1,342,758	2,712,323	11,701,177	8,062,951		24,039,768	63.18	4.29
IND	Tablelands	54,192	236,625			1,216		292,033	0.03	5.22
IND	Toowoomba	46,330	538,794	172,181	4,181,383			4,938,688	26.96	3.47
CLS	Torres SC	13,687	683	16,450	14,000	3,538		48,358	4.75	0.19
IND	Townsville	114,339	726,929	35,595	8,144,212			9,021,075	46.39	4.14
CLS	Weipa	3,508	683					4,191	-	0.21
IND	Western Downs	28,265	155,661		1,318,454	87,700		1,590,080	45.55	5.04
IND	Whitsunday	34,717	148,180		1,409,303	227,558		1,819,758	49.41	4.47
CLS	Winton	5,279	683					5,962	-	0.49
CLS	Yarrabah	-	683					683	-	0.26
Totals		\$3,645,376	\$16,902,767	\$5,565,663	\$132,723,132	\$20,992,173	\$166,470	\$179,995,581	\$35.86	\$3.94

Information Technology (2009-10) - 1

		Library Management System (as at 30 June 2009)	Managed LMS Service	z39.50 Connectivity	z39.50 Connectivity Enabled	Self issue terminals	% of Loans through self issue terminals	Self return terminals	% of Returns through self return terminals
CLS	Balonne	AIT - Aurora	No	Yes	No				
IND	Banana	AIT - Aurora	No	Yes	No				
CLS	Barcaldine	AIT - Aurora	No	Yes	No				
CLS	Barcoo	AIT - Aurora	No	Yes	No				
CLS	Blackall-Tambo	AIT - Aurora	No	Yes	No				
CLS	Boulia	AIT - Aurora	No	No	No				
IND	Brisbane	SirsiDynix - Symphony	No	Yes	No	55	74%		
CLS	Bulloo	AIT - Aurora	No	Yes	No				
IND	Bundaberg	Civica - Spydus	No	Yes	Yes				
IND	Burdekin	SirsiDynix - Symphony	No	Yes	Yes				
CLS	Burke	AIT - Aurora	No	Yes	No				
IND	Cairns	Insight Informatics - Libero	No	Yes	No	3	9%		
CLS	Carpentaria	AIT - Aurora	No	Yes	No				
IND	Cassowary Coast	Insight Informatics - Libero	No	Yes	No				
IND	Central Highlands	AIT - Aurora	No	Yes	Yes				
CLS	Charters Towers	AIT - Aurora	No	Yes	No				
CLS	Cloncurry	AIT - Aurora	No	Yes	No				
CLS	Cook	AIT - Aurora	No	Yes	No				
CLS	Croydon	AIT - Aurora	No	Yes	No				
CLS	Diamantina	AIT - Aurora	No	Yes	No				
CLS	Etheridge	AIT - Aurora	No	No	No				
CLS	Flinders	AIT - Aurora	No	Yes	No				
IND	Fraser Coast	AIT - Aurora	No	Yes	Yes	3	30%		
IND	Gladstone	AIT - Aurora	No	Yes	No				
IND	Gold Coast	SirsiDynix - Symphony	No	Yes	Yes	20	54%	1	
CLS	Goondiwindi	AIT - Aurora	No	Yes	No				
IND	Gympie	Civica - Spydus	No	Yes	Yes				
IND	Hinchinbrook	AIT - Aurora	No	Yes	Yes				
IND	Ipswich	SirsiDynix - Horizon	No	Yes	No	2	25%		
IND	Isaac	OCLC - Amlib	No	Yes	Yes				
IND	Lockyer Valley	Civica - Spydus	Yes	Yes	Yes	3	28%		
IND	Logan	SirsiDynix - Horizon	No	Yes	Yes	6	13%		
CLS	Longreach	AIT - Aurora	No	Yes	No				

Information Technology (2009-10) - 1

		Library Management System (as at 30 June 2009)	Managed LMS Service	z39.50 Connectivity	z39.50 Connectivity Enabled	Self issue terminals	% of Loans through self issue terminals	Self return terminals	% of Returns through self return terminals
IND	Mackay	AIT - Aurora	No	Yes	Yes	2	10%		
CLS	McKinlay	AIT - Aurora	No	Yes	No				
CLS	Maranoa	AIT - Aurora	No	Yes	No				
IND	Moreton Bay	Civica - Spydus	No	Yes	Yes	15	53%	12	58%
CLS	Mornington	AIT - Aurora	No	Yes	No				
IND	Mount Isa	OCLC - Amlib	No	Yes	Yes				
CLS	Murweh	AIT - Aurora	No	No	No				
CLS	North Burnett	AIT - Aurora	No	Yes	No				
CLS	Paroo	AIT - Aurora	No	Yes	No				
CLS	Quilpie	AIT - Aurora	No	Yes	No				
IND	Redland	SirsiDynix - Horizon	No	Yes	No	3	14%		
CLS	Richmond	AIT - Aurora	No	Yes	No				
IND	Rockhampton	SirsiDynix - Symphony	No	Yes	No	2	10%	1	
IND	Scenic Rim	Civica - Spydus	No	Yes	No				
IND	Somerset	AIT - Aurora	No	Yes	Yes				
IND	South Burnett	AIT - Aurora	No	Yes	Yes				
IND	Southern Downs	Civica - Spydus	No	Yes	No				
IND	Sunshine Coast	Civica - Spydus	Yes	Yes	No	5	20%		
IND	Tablelands	Civica - Spydus	No	Yes	Yes				
IND	Toowoomba	Civica - Spydus	No	Yes	No				
CLS	Torres SC	AIT - Aurora	No	Yes	No				
IND	Townsville	Civica - Spydus	No	Yes	No	4	23%		
CLS	Weipa	AIT - Aurora	No	Yes	No				
IND	Western Downs	Civica - Spydus	Yes	Yes	Yes	2			
IND	Whitsunday	AIT - Aurora	No	Yes	No				
CLS	Winton	AIT - Aurora	No	Yes	No				
CLS	Yarrabah	AIT - Aurora	No	Yes	No				
	Totals		3	57	17	125		14	

Information Technology (2009-10) - 2

		Emailed Notices	SMS Notices	Total No. public access PCs	Public Access PCs with Internet Access	Public access PCs without Internet	PCs Access per 10,000 people	Internet Access per 10,000 people
CLS	Balonne	No	No	5	5		10.34	10.34
IND	Banana	No	No	9	7	2	5.39	4.19
CLS	Barcaldine	No	No	14	12	2	41.25	35.36
CLS	Barcoo	No	No	3	3		81.30	81.30
CLS	Blackall-Tambo	No	No	7	6	1	33.87	29.03
CLS	Boulia	No	No	4	4		90.91	90.91
IND	Brisbane	Yes	No	498	498		4.85	4.85
CLS	Bulloo	No	No	3	2	1	79.79	53.19
IND	Bundaberg	No	No	16	8	8	1.73	0.87
IND	Burdekin	No	No	7	4	3	3.84	2.20
CLS	Burke	No	No	2	2		35.59	35.59
IND	Cairns	Yes	No	117	89	28	7.37	5.61
CLS	Carpentaria	No	No	8	8		37.79	37.79
IND	Cassowary Coast	No	No	16	11	5	5.27	3.62
IND	Central Highlands	Yes	No	33	25	8	10.44	7.91
CLS	Charters Towers	No	No	6	5	1	4.80	4.00
CLS	Cloncurry	No	No	3	2	1	8.84	5.89
CLS	Cook	No	No	14	11	3	36.73	28.86
CLS	Croydon	No	No	6	6		217.39	217.39
CLS	Diamantina	No	No	4	4		127.39	127.39
CLS	Etheridge	No	No	9	9		96.57	96.57
CLS	Flinders	No	No	3	3		16.09	16.09
IND	Fraser Coast	Yes	No	36	36		3.76	3.76
IND	Gladstone	Yes	No	37	24	13	6.43	4.17
IND	Gold Coast	Yes	Yes	245	243	2	4.92	4.88
CLS	Goondiwindi	No	No	8	8		7.28	7.28
IND	Gympie	Yes	No	36	24	12	7.76	5.18
IND	Hinchinbrook	No	No	6	6		4.91	4.91
IND	Ipswich	Yes	Yes	74	71	3	4.80	4.61
IND	Isaac	Yes	Yes	22	18	4	7.55	6.18
IND	Lockyer Valley	Yes	No	14	14		4.12	4.12
IND	Logan	Yes	Yes	186	139	47	6.89	5.15
CLS	Longreach	No	No	6	6		14.06	14.06
IND	Mackay	Yes	Yes	43	37	6	3.82	3.29
CLS	McKinlay	No	No	5	5		52.03	52.03

Information Technology (2009-10) - 2

		Emailed Notices	SMS Notices	Total No. public access PCs	Public Access PCs with Internet Access	Public access PCs without Internet	PCs Access per 10,000 people	Internet Access per 10,000 people
CLS	Maranoa	Yes	No	11	10	1	8.37	7.61
IND	Moreton Bay	Yes	Yes	163	152	11	4.57	4.26
CLS	Mornington	No	No	6	6		55.15	55.15
IND	Mount Isa	Yes	No	15	10	5	6.95	4.64
CLS	Murweh	No	No	2	2		4.15	4.15
CLS	North Burnett	No	No	22	18	4	20.67	16.91
CLS	Paroo	No	No	2	2		10.23	10.23
CLS	Quilpie	No	No	2	2		19.65	19.65
IND	Redland	Yes	Yes	79	48	31	5.77	3.51
CLS	Richmond	No	No	5	5		52.63	52.63
IND	Rockhampton	Yes	No	45	45		4.03	4.03
IND	Scenic Rim	Yes	No	27	16	11	7.46	4.42
IND	Somerset	No	No	10	9	1	4.85	4.37
IND	South Burnett	Yes	Yes	15	14	1	4.73	4.42
IND	Southern Downs	Yes	No	18	13	5	5.20	3.75
IND	Sunshine Coast	Yes	No	142	97	45	4.54	3.10
IND	Tablelands	Yes	No	20	15	5	4.42	3.31
IND	Toowoomba	Yes	No	95	64	31	6.12	4.13
CLS	Torres SC	No	No	3	3		8.13	8.13
IND	Townsville	Yes	No	93	69	24	5.30	3.93
CLS	Weipa	No	No	7	7		21.27	21.27
IND	Western Downs	Yes	No	28	28		9.07	9.07
IND	Whitsunday	No	No	23	23		6.94	6.94
CLS	Winton	No	No	5	5		35.61	35.61
CLS	Yarrabah	Yes	No	5	5		18.97	18.97
	Totals	26	8	2,348	2,023	325	5.48	4.72

Membership - Current (2009-10)

Lib Type	Library service:	Current Active Membership Figures						Membership Comparisons				
		Adult Resid	Adult Non Resid	Jnr/YA Res	Jnr/YA Non Res	Institutional	Total Membership	Pop Enrolled by total active M'ship	Pop. Enrolled by total Res M'ship	Total borrowers that are non residents	Issues per member - Using total active M'ship	Physical Visits per M'ship - using total active m'ship
CLS	Balonne	1,164		680		16	1,860	38.47%	38.47%	0.00%	15.47	11.28
IND	Banana	6,628		2,056		80	8,764	52.46%	52.46%	0.00%	9.09	-
CLS	Barcaldine	1,011	3	329	-	77	1,420	41.84%	41.75%	0.09%	12.08	5.19
CLS	Barcoo	173	3	51		2	229	62.06%	61.25%	0.81%	13.84	27.69
CLS	Blackall-Tambo	442		84		79	605	29.27%	29.27%	0.00%	17.31	0.00
CLS	Boulia	130		9			139	31.59%	31.59%	0.00%	6.19	-
IND	Brisbane	355,997	2,298	73,014	329	96	431,734	42.00%	41.75%	0.26%	23.80	14.99
CLS	Bulloo	237		105			342	90.96%	90.96%	0.00%	4.21	4.54
IND	Bundaberg	32,914	30	10,387		18	43,349	46.94%	46.91%	0.03%	25.18	-
IND	Burdekin	2,624	632	1,178		76	4,510	24.77%	21.30%	3.47%	30.49	-
CLS	Burke	182		39			221	39.32%	39.32%	0.00%	5.61	8.14
IND	Cairns	53,133	467	13,809		115	67,524	42.56%	42.27%	0.29%	19.01	16.82
CLS	Carpentaria	479		54		4	537	25.37%	25.37%	0.00%	10.69	20.47
IND	Cassowary Coast	11,480	353	3,529		106	15,468	50.96%	49.79%	1.16%	11.90	10.05
IND	Central Highlands	7,701	88	2,551		4	10,344	32.74%	32.46%	0.28%	11.57	8.30
CLS	Charters Towers	3,888	66	1,911	2	66	5,933	47.44%	46.90%	0.54%	6.71	5.86
CLS	Cloncurry	774	10	254		5	1,043	30.73%	30.44%	0.29%	9.11	19.75
CLS	Cook	1,609	16	223		12	1,860	48.79%	48.37%	0.42%	16.19	-
CLS	Croydon	76		17			93	33.70%	33.70%	0.00%	6.09	-
CLS	Diamantina	135		19		5	159	50.64%	50.64%	0.00%	1.26	-
CLS	Etheridge	350		27		2	379	40.67%	40.67%	0.00%	5.91	31.39
CLS	Flinders	349	105	36	6	1	497	26.66%	20.71%	5.95%	14.94	-
IND	Fraser Coast	36,265	585	6,449		26	43,325	45.28%	44.67%	0.61%	21.76	6.27
IND	Gladstone	17,932	1,303	8,798	568	35	28,636	49.73%	46.48%	3.25%	18.28	9.86
IND	Gold Coast	201,857	17,519	41,522	2,945	242	264,085	53.05%	48.93%	4.11%	27.37	10.98
CLS	Goondiwindi	3,312	471	1,249	232	90	5,354	48.74%	42.34%	6.40%	7.77	5.16
IND	Gympie	20,956	3,268	6,293	756	67	31,340	67.59%	58.91%	8.68%	13.40	8.43
IND	Hinchinbrook	7,681	83	2,440	3	6	10,213	83.66%	82.95%	0.70%	7.78	-
IND	Ipswich	31,319	2,295	11,508	425	329	45,876	29.76%	28.00%	1.76%	26.33	8.48
IND	Isaac	8,169	726	1,454	558	100	11,007	37.79%	33.38%	4.41%	12.97	14.33
IND	Lockyer Valley	10,336	1,549	3,895	248	91	16,119	47.48%	42.19%	5.29%	10.99	9.66
IND	Logan	78,326	26,693	18,471	6,492	303	130,285	48.26%	35.96%	12.29%	17.22	8.74
CLS	Longreach	2,864		1,059		66	3,989	93.46%	93.46%	0.00%	4.29	-
IND	Mackay	44,778	253	14,640	52	29	59,752	53.06%	52.79%	0.27%	14.04	5.66
CLS	McKinlay	587		196		7	790	82.21%	82.21%	0.00%	6.17	25.32
CLS	Maranoa	5,726	3	1757		51	7,537	57.34%	57.31%	0.02%	8.71	4.84
IND	Moreton Bay	58,923	3,530	13,626	839	50	76,968	21.58%	20.35%	1.22%	44.10	19.96
CLS	Mornington	145					145	13.33%	13.33%	0.00%	6.79	17.92
IND	Mount Isa	7,670	4	2,465		25	10,164	47.12%	47.10%	0.02%	16.26	8.22
CLS	Murweh	1,586	54	593		89	2,322	48.16%	47.04%	1.12%	10.34	5.56
CLS	North Burnett	2,030	82	669		30	2,811	26.40%	25.63%	0.77%	21.72	25.12

Membership - Current (2009-10)

Lib Type	Library service:	Current Active Membership Figures						Membership Comparisons				
		Adult Resid	Adult Non Resid	Jnr/YA Res	Jnr/YA Non Res	Institutional	Total Membership	Pop Enrolled by total active M'ship	Pop. Enrolled by total Res M'ship	Total borrowers that are non residents	Issues per member - Using total active M'ship	Physical Visits per M'ship - using total active m'ship
CLS	Paroo	1,127	19	370		61	1,577	80.66%	79.69%	0.97%	6.75	7.03
CLS	Quilpie	309		94		47	450	44.20%	44.20%	0.00%	10.33	6.35
IND	Redland	47,771	1,974	18,124	765	5	68,639	50.12%	48.12%	2.00%	21.30	14.85
CLS	Richmond	76		88			164	17.26%	17.26%	0.00%	8.92	2.40
IND	Rockhampton	27,945	447	6,393	36	28	34,849	31.25%	30.81%	0.43%	26.88	-
IND	Scenic Rim	9,171	79	2,527	60	25	11,862	32.79%	32.40%	0.38%	26.64	-
IND	Somerset	5,889	124	2,130	44	33	8,220	39.88%	39.06%	0.82%	10.98	11.89
IND	South Burnett	9,874		2,525		98	12,497	39.42%	39.42%	0.00%	13.42	11.61
IND	Southern Downs	15,127	74	5,669		117	20,987	60.62%	60.41%	0.21%	15.92	7.79
IND	Sunshine Coast	130,486	9,162	24,424	372	841	165,285	52.84%	49.79%	3.05%	23.75	11.94
IND	Tablelands	12,296	73	3,253		168	15,790	34.86%	34.70%	0.16%	23.99	15.69
IND	Toowoomba	64,740	12	20,356		326	85,434	55.07%	55.07%	0.01%	16.21	10.83
CLS	Torres SC	1,563	22	293		10	1,888	51.17%	50.57%	0.60%	3.79	15.99
IND	Townsville	69,003	1,923	23,529	33	408	94,896	54.06%	52.94%	1.11%	11.58	6.95
CLS	Weipa	2,562		1,759			4,321	131.30%	131.30%	0.00%	7.43	-
IND	Western Downs	14,062	449	5,772	92	123	20,498	66.40%	64.65%	1.75%	11.02	12.48
IND	Whitsunday	17,139	221	5,157	39	75	22,631	68.32%	67.53%	0.78%	8.54	-
CLS	Winton	724		123		2	849	60.47%	60.47%	0.00%	15.51	-
CLS	Yarrabah	320					320	12.14%	12.14%	0.00%	0.00	-
Totals		1,452,122	77,068	370,032	14,896	4,767	1,918,885	44.77%	42.63%	2.15%	21.62	11.04

Membership - New (2009-10)

Lib Type	Library service:	New Membership Figures						% of borrowers enrolled this year
		Adult Resident	Adult Non Resident	JUN/YA Res	JUN/YA non Res	Institutional	Total New membership	
CLS	Balonne	156		90		3	249	13%
IND	Banana	444		200			644	7%
CLS	Barcaldine	131	-	55	-	5	191	13%
CLS	Barcoo	12		8			20	9%
CLS	Blackall-Tambo	66		11		14	91	15%
CLS	Boulia	24					24	17%
IND	Brisbane	61,990	843	13,127	94	15	76,069	18%
CLS	Bulloo	10					10	3%
IND	Bundaberg*						-	0%
IND	Burdekin	330	200	67		6	603	13%
CLS	Burke	39		6			45	20%
IND	Cairns	7,065	136	2,607		11	9,819	15%
CLS	Carpentaria	129					129	24%
IND	Cassowary Coast	970	48	371		36	1,425	9%
IND	Central Highlands	1,090	18	371		4	1,483	14%
CLS	Charters Towers	260	11	154		4	429	7%
CLS	Cloncurry	89		17			106	10%
CLS	Cook*						-	0%
CLS	Croydon	16					16	17%
CLS	Diamantina	39		7			46	29%
CLS	Etheridge	55				1	56	15%
CLS	Flinders	41					41	8%
IND	Fraser Coast	4,725	166	889		2	5,782	13%
IND	Gladstone	2,834	284	971	132	13	4,234	15%
IND	Gold Coast	23,291	1,647	6,692	157	72	31,859	12%
CLS	Goondiwindi	329	51	77	31	11	499	9%
IND	Gympie	1,473	315	644	54	5	2,491	8%
IND	Hinchinbrook	478					478	5%
IND	Ipswich	4,612	495	2,622	126	24	7,879	17%

Membership - New (2009-10)

Lib Type	Library service:	New Membership Figures						% of borrowers enrolled this year
		Adult Resident	Adult Non Resident	JUN/YA Res	JUN/YA non Res	Institutional	Total New membership	
IND	Isaac	803	668	296	284	32	2,083	19%
IND	Lockyer Valley	1,226	128	704	53	9	2,120	13%
IND	Logan	10,930	4,343	4,685	1,324	32	21,314	16%
CLS	Longreach	218		5		8	231	6%
IND	Mackay	3,797	39	1,622		8	5,466	9%
CLS	McKinlay	25		7			32	4%
CLS	Maranoa	89		18		12	119	2%
IND	Moreton Bay	12,029	944	4,501	310	17	17,801	23%
CLS	Mornington	33					33	23%
IND	Mount Isa	701	4	173		20	898	9%
CLS	Murweh	118		33		2	153	7%
CLS	North Burnett	422	24	137		5	588	21%
CLS	Paroo	42	3	28		4	77	5%
CLS	Quilpie	57		6		3	66	15%
IND	Redland	6,263	378	2,821	196		9,658	14%
CLS	Richmond	8		12			20	12%
IND	Rockhampton	4,763	147	1,167	15	6	6,098	17%
IND	Scenic Rim	1,343	18	592	12	4	1,969	17%
IND	Somerset	998	20	358	7		1,383	17%
IND	South Burnett	1,312		317		30	1,659	13%
IND	Southern Downs	1,207	13	666		5	1,891	9%
IND	Sunshine Coast	19,956	1,575	6,251	138	34	27,954	17%
IND	Tablelands	1,747	21	594		31	2,393	15%
IND	Toowoomba	5,581	2	2,531		62	8,176	10%
CLS	Torres SC		132		22		154	8%
IND	Townsville	6,756	209	2,035	5	20	9,025	10%
CLS	Weipa	510		101			611	14%
IND	Western Downs	1,657	72	748	7	26	2,510	12%
IND	Whitsunday	1,291	69	334	32	2	1,728	8%
CLS	Winton	43		8			51	6%
CLS	Yarrabah	40		10			50	16%
	Totals	194,663	13,023	59,746	2,999	598	271,029	14%

* Data not provided

Services (2009-10) - 1

Lib Type	Local Government:	Web Site / Web Presence §	Web OPAC / Catalogue	Web OPAC / Catalogue searches	Web Page hits / requests	Online request service	Online request service - requests received	Free Internet service for library members	Free Internet Services for non-library members
CLS	Balonne	Yes	No			No		No	No
IND	Banana	Yes	No			No		No	No
CLS	Barcaldine	No	No			Yes		No	No
CLS	Barcoo	Yes	No			Yes		Yes	Yes
CLS	Blackall-Tambo	Yes	No			No		No	No
CLS	Boulia	Yes	No			Yes		No	No
IND	Brisbane	Yes	Yes	3,530,887	933,362	Yes	9,989	Yes	No
CLS	Bulloo	No	No			No		No	No
IND	Bundaberg	Yes	Yes	38,136	266,413	Yes		Yes	Yes
IND	Burdekin	Yes	Yes		377,877	Yes		No	No
CLS	Burke	No	No			No		No	No
IND	Cairns	Yes	Yes	1,167,777	354,214	Yes	514	Yes	No
CLS	Carpentaria	Yes	No			No		No	No
IND	Cassowary Coast	Yes	No			No		Yes - 2hrs weekly permanent resident	Yes - 2hrs weekly permanent resident
IND	Central Highlands	Yes	Yes			No		No	No
CLS	Charters Towers	Yes	No			No		No	No
CLS	Cloncurry	No	No			No		No	No
CLS	Cook	No	No			No		No	No
CLS	Croydon	No	No	10		Yes		Yes	Yes
CLS	Diamantina	No	No			No		No	No
CLS	Etheridge	Yes	No			Yes		No	No
CLS	Flinders	Yes	No			No	No	No	No
IND	Fraser Coast	Yes	Yes			Yes	Yes	Yes - 15 min express - Reference & database for YA	Yes - 15 min express - Reference & database for YA
IND	Gladstone	Yes	Yes			No		Yes	Yes
IND	Gold Coast	Yes	Yes		999,561	Yes	16,315	Yes	Yes
CLS	Goondiwindi	Yes	No			No		No	No
IND	Gympie	Yes	Yes	Yes	73,524	Yes	2,734	Yes	Yes
IND	Hinchinbrook	Yes	Yes			Yes		Yes	Yes
IND	Ipswich	Yes	Yes	909,804	745,027	Yes	Yes	Yes	No
IND	Isaac	Yes	No			Yes		No	No
IND	Lockyer Valley	Yes	Yes			Yes	16	Yes	Yes
IND	Logan	Yes	Yes	1,163,128	649,349	Yes		Yes	Yes
CLS	Longreach	Yes	No			No		No	No
IND	Mackay	Yes	Yes	45,256	75,414	Yes	3,898	Yes - 1.5 hours free per day	Yes - 15 minutes free per day
CLS	McKinlay	Yes	No			No		No	No
CLS	Maranoa	Yes	No			No		No	No
IND	Moreton Bay	Yes	Yes	288,886	3,130,151	Yes	117	No - free research	No - free research
CLS	Mornington	No	No			No		No	No

Services (2009-10) - 1

Lib Type	Local Government:	Web Site / Web Presence §	Web OPAC / Catalogue	Web OPAC / Catalogue searches	Web Page hits / requests	Online request service	Online request service - requests received	Free Internet service for library members	Free Internet Services for non-library members
IND	Mount Isa	Yes	Yes	4,955	6969	Yes	57	Yes	Yes
CLS	Murweh	Yes	No			No		No	No
CLS	North Burnett	Yes	No			No		No	No
CLS	Paroo	Yes	No			No		No	No
CLS	Quilpie	Yes	No			Yes		No	No
IND	Redland	Yes	Yes	9,256,173	Part of Council's web count	Yes	161	Yes	No - required to join to use
CLS	Richmond	No	No			No		No	No
IND	Rockhampton	Yes	Yes			Yes		Yes	Yes
IND	Scenic Rim	Yes	Yes			No		Yes	Yes
IND	Somerset	Yes	Yes	9,175	4557	No		No	No
IND	South Burnett	Yes	Yes			Yes		Yes	Yes
IND	Southern Downs	Yes	Yes	24,394	9,367	Yes		No	No
IND	Sunshine Coast	Yes	Yes	13,161,516	1,191,204	Yes	4,357	Yes	Yes
IND	Tablelands	Yes	Yes			Yes	2,717	No	No
IND	Toowoomba	Yes	Yes	392,346	92,409	Yes	556	Yes	Yes
CLS	Torres SC	Yes	No			No		No	No
IND	Townsville	Yes	Yes		61,440	Yes	62,156	Yes	No
CLS	Weipa	Yes	No			Yes		No	No
IND	Western Downs	Yes	Yes			Yes		Yes	Yes
IND	Whitsunday	Yes	Yes			Yes		Yes	Yes - Residents only
CLS	Winton	Yes	No			No		No	No
CLS	Yarrabah	No	No			No		Yes	Yes

§ Minimum requirements for web presence include comprehensive details of library services including physical sites, opening hours and contact details.

Services (2009-10) - 2

Lib Type	Local Government:	Corporate / business service	Participation in SLQ facilitated programs	Provision of access to info services for Aboriginal people and Torres Strait Islanders	Participants in Internet / computer instruction classes	Home library service - number of clients	Mail services - number of clients	Nursing homes, retirement homes, hospitals
CLS	Balonne	No	Yes	Yes		24	22	1
IND	Banana	No	Yes	Yes		3		1
CLS	Barcaldine	No	Yes	Yes		4	39	1
CLS	Barcoo	No	Yes	No			6	
CLS	Blackall-Tambo	No	Yes	Yes				2
CLS	Boulia	No	Yes	Yes	5			
IND	Brisbane	No	Yes	Yes	5,654	548	79	53
CLS	Bulloo	No	No	No			5	
IND	Bundaberg	No	Yes	No	158			15
IND	Burdekin	No	Yes	Yes	18	5		
CLS	Burke	No	Yes	Yes				
IND	Cairns	No	Yes	Yes	263	67		6
CLS	Carpentaria	No	Yes	No				
IND	Cassowary Coast	No	Yes	Yes	16			4
IND	Central Highlands	No	No	No		62		1
CLS	Charters Towers	No	Yes	Yes		12	3	2
CLS	Cloncurry	No	Yes	Yes		1		2
CLS	Cook	No	Yes	Yes				
CLS	Croydon	No	Yes	Yes	8	2	4	
CLS	Diamantina	No	Yes	Yes				
CLS	Etheridge	Yes	Yes	No	42		78	1
CLS	Flinders	No	Yes	Yes				
IND	Fraser Coast	No	Yes	Yes - Local History Unit	215	214		12
IND	Gladstone	No	Yes	Yes		194		5
IND	Gold Coast	Yes	Yes	Yes	3,854	257		31
CLS	Goondiwindi	No	Yes	Yes		13	12	2
IND	Gympie	Yes	Yes	Yes	40	140		7
IND	Hinchinbrook	No	Yes	Yes				4
IND	Ipswich	Yes	Yes	Yes	1,868	236		5
IND	Isaac	No	Yes	Yes	150	10	30	5
IND	Lockyer Valley	No	Yes	Yes	36	16	1	5
IND	Logan	Yes	Yes	Yes	1,256	474		39
CLS	Longreach	No	Yes	Yes		5	2	1
IND	Mackay	No	Yes	Yes	570	199		9
CLS	McKinlay	No	Yes	No	40	8	3	2
CLS	Maranoa	No	Yes	Yes		6	13	2
IND	Moreton Bay	No	Yes	Yes	1,586	159		13

Services (2009-10) - 2

Lib Type	Local Government:	Corporate / business service	Participation in SLQ facilitated programs	Provision of access to info services for Aboriginal people and Torres Strait Islanders	Participants in Internet / computer instruction classes	Home library service - number of clients	Mail services - number of clients	Nursing homes, retirement homes, hospitals
CLS	Mornington	No	Yes	Yes				
IND	Mount Isa	No	Yes	Yes	1,957	1	233	4 - Laura Johnston Nursing Home
CLS	Murweh	No	Yes	No		2	4	5
CLS	North Burnett	No	Yes	Yes		2	1	1
CLS	Paroo	No	Yes	Yes		Occasional Blue Care delivery		Blue Care delivery
CLS	Quilpie	No	Yes	No			5	
IND	Redland	Yes	Yes	No	1,068	116	2	Bulk loans to 3 other Aged Care Facilities
CLS	Richmond	No	Yes	No				
IND	Rockhampton	No	Yes	No		45		20
IND	Scenic Rim	No	Yes	Yes	17	34		
IND	Somerset		Yes	Yes	99			1
IND	South Burnett	No	Yes	Yes	111	17		4
IND	Southern Downs	No	Yes	Yes		40		6
IND	Sunshine Coast	No	Yes	Yes	2,304	242		52
IND	Tablelands	No	Yes	No		43		2
IND	Toowoomba	No	Yes	Yes	135	148		27
CLS	Torres SC	No	No	No				
IND	Townsville	Yes	Yes	Yes	230	496		7
CLS	Weipa	No	No	Yes				
IND	Western Downs	No	Yes	Yes		6	4	25
IND	Whitsunday	No	Yes	Yes	93	36		3
CLS	Winton	No	Yes	Yes		10	6	
CLS	Yarrabah	No	No	Yes				
					21,793	3,897	552	384

Staffing (2009-10)

Lib Type	Library service:	Staff FTEs					Staff Comparisons						
		Librarian	Lib Tech	Lib Asst	Other	Total FTE	Pop to qualified staff	Pop to all staff	Lib M'bers to all staff	Issues to all staff	Physical Visits to all staff	Ref Enq to all staff	Opening Hours to All Staff
CLS	Balonne				1.71	1.71		2,827	1,088	16,822	12,265	1,084	34
IND	Banana	1.00	1.00	8.00		10.00	16,707	1,671	876	7,971		62	11
CLS	Barcaldine		0.88	1.71	0.50	3.09		1,098	460	5,552	2,385	76	37
CLS	Barcoo			3.00		3.00		123	76	1,057	2,113		36
CLS	Blackall-Tambo			1.04		1.04		1,988	582	10,067		432	37
CLS	Boulia			1.02		1.02		431	136	844			37
IND	Brisbane	103.08	80.05	115.57		298.70	9,971	3,441	1,445	34,398	21,661	1,763	4
CLS	Bulloo			0.63		0.63		597	543	2,287	2,465		37
IND	Bundaberg	4.00		14.65		18.65	23,085	4,951	2,324	58,537			6
IND	Burdekin	2.00		3.93		5.93	9,104	3,070	761	23,192		537	10
CLS	Burke			0.19		0.19		2,958	1,163	6,521	9,474		184
IND	Cairns	11.50		44.70	2.00	58.20	13,796	2,726	1,160	22,051	19,511	877	7
CLS	Carpentaria			1.36		1.36		1,557	395	4,221	8,082		43
IND	Cassowary Coast	3.00		4.92	1.00	8.92	10,119	3,403	1,734	20,635	17,422	829	14
IND	Central Highlands	1.00	2.00	10.00		13.00	31,596	2,430	796	9,207	6,602		20
CLS	Charters Towers			2.88		2.88		4,342	2,060	13,825	12,067		13
CLS	Cloncurry	0.90			0.39	1.29		2,631	809	7,367	15,967	80	34
CLS	Cook			2.21		2.21		1,725	842	13,623		43	27
CLS	Croydon				1.00	1.00		276	93	566		12	20
CLS	Diamantina				4.00	4.00		79	40	50			25
CLS	Etheridge				3.00	3.00		311	126	746	3,965	42	17
CLS	Flinders			1.00		1.00		1,864	497	7,427		638	38
IND	Fraser Coast	6.00	4.00	12.00	0.50	22.50	15,948	4,253	1,926	41,897	12,075	843	7
IND	Gladstone	3.70	1.00	16.30		21.00	15,564	2,742	1,364	24,926	13,443		11
IND	Gold Coast	62.00	14.00	61.49	5.02	142.51	8,030	3,493	1,853	50,717	20,354	2,154	5
CLS	Goondiwindi				3.75	3.75		2,929	1,428	11,099	7,366	666	30
IND	Gympie	4.00	2.00	10.54	1.00	17.54	11,593	2,644	1,787	23,943	15,059	1,938	7
IND	Hinchinbrook	2.00		1.00	0.90	3.90	6,104	3,130	2,619	20,381			16
IND	Ipswich	14.80	13.00	27.00	7.70	62.50	10,416	2,466	734	19,324	6,222	1,138	3
IND	Isaac	1.00	2.00	5.00	10.00	18.00	29,130	1,618	612	7,931	8,763	314	14
IND	Lockyer Valley	1.00	2.77	6.17	1.10	11.04	33,946	3,075	1,460	16,048	14,108	383	8
IND	Logan	23.73	2.00	58.90	8.70	93.33	11,377	2,893	1,396	24,041	12,203	3,889	4
CLS	Longreach		3.40	2.10		5.50		776	725	3,111		13	18
IND	Mackay	7.00	1.83	23.77	1.00	33.60	16,087	3,351	1,778	24,961	10,071	325	6
CLS	McKinlay	1.00		0.02		1.02		942	775	4,782	19,608		49
CLS	Maranoa	1.00		3.60	1.66	6.26		2,100	1,204	10,484	5,825	41	31
IND	Moreton Bay	24.94	27.93	47.61	8.47	108.95	14,303	3,274	706	31,151	14,101	876	6
CLS	Mornington				0.94	0.94		1,157	154	1,048	2,764		27
IND	Mount Isa	1.00	4.00	2.00		7.00	21,570	3,081	1,452	23,606	11,932	582	6
CLS	Murweh	2.46				2.46		1,960	944	9,762	5,247	5	31

Staffing (2009-10)

Lib Type	Library service:	Staff FTEs					Staff Comparisons						
		Librarian	Lib Tech	Lib Asst	Other	Total FTE	Pop to qualified staff	Pop to all staff	Lib M'bers to all staff	Issues to all staff	Physical Visits to all staff	Ref Enq to all staff	Opening Hours to All Staff
CLS	North Burnett		6.00	0.68	0.08	6.76		1,575	416	9,030	10,447		28
CLS	Paroo			1.49		1.49		1,312	1,058	7,144	7,445		36
CLS	Quilpie			1.00	1.00	2.00		509	225	2,325	1,429		12
IND	Redland	14.60	13.44	43.34	6.60	77.98	9,380	1,756	880	18,750	13,068	759	3
CLS	Richmond				0.55	0.55		1,727	298	2,660	716		36
IND	Rockhampton	9.70	1.00	18.60	3.00	32.30	11,498	3,453	1,079	29,001		1,236	7
IND	Scenic Rim	3.00	1.00	6.00	3.25	13.25	12,060	2,730	895	23,853		835	13
IND	Somerset	1.67		3.79		5.46	12,343	3,775	1,505	16,530	17,898	1,905.13	23
IND	South Burnett	2.00	2.90	6.80		11.70	15,853	2,710	1,068	14,335	12,405		18
IND	Southern Downs	3.00		2.00	1.00	6.00	11,540	5,770	3,498	55,672	27,255	632	19
IND	Sunshine Coast	31.90	23.91	34.77	6.15	96.73	9,806	3,234	1,709	40,578	20,411	2,296	6
IND	Tablelands	4.00	1.60	15.35		20.95	11,324	2,162	754	18,079	11,826	759	11
IND	Toowoomba	11.00		36.74	2.00	49.74	14,102	3,119	1,718	27,835	18,599	1,240	7
CLS	Torres SC			0.92		0.92		4,011	2,052	7,772	32,815		33
IND	Townsville	14.90	6.90	25.00	7.30	54.10	11,781	3,245	1,754	20,305	12,192		5
CLS	Weipa		1.00			1.00		3,291	4,321	32,120		1,456	49
IND	Western Downs	1.00	1.67	9.88	1.00	13.55	30,869	2,278	1,513	16,663	18,874	1,060	22
IND	Whitsunday	2.00	2.00	10.00	0.10	14.10	16,563	2,349	1,605	13,706		2,313	11
CLS	Winton			1.21		1.21		1,160	702	10,885		509	31
CLS	Yarrabah			0.22		0.22		11,982	1,455				164
	Totals	380.88	223.28	712.10	96.37	1,412.63	11,253	3,034	1,358	29,370	14,996	1,423	7

Stock - Acquisitions and Withdrawals (2009-10)

Lib Type	Library service:	ACQUISITIONS				WITHDRAWALS				per capita	
		Lending stock	Reference (Non-lending)	Elec d'base services	Total Acquisitions	Lending stock	Reference (Non-lending)	Elec d'base services	Total Withdrawals	Acq per capita	Withdrawals per capita
CLS	Balonne									-	-
IND	Banana	1,101	10		1,111	3,012			3,012	0.07	0.18
CLS	Barcaldine									-	-
CLS	Barcoo									-	-
CLS	Blackall-Tambo									-	-
CLS	Boulia									-	-
IND	Brisbane	205,439	3,176		208,615	111,237	2,794		114,031	0.20	0.11
CLS	Bulloo									-	-
IND	Bundaberg	14,389	42		14,431	13,922	72		13,994	0.16	0.15
IND	Burdekin	3,703	42		3,745	9,712	168		9,880	0.21	0.54
CLS	Burke									-	-
IND	Cairns	23,898	2,284	2	26,184	46,835	1,861		48,696	0.17	0.31
CLS	Carpentaria									-	-
IND	Cassowary Coast	7,997	115	1	8,113	14,116	40		14,156	0.27	0.47
IND	Central Highlands	5,384			5,384	12,468			12,468	0.17	0.39
CLS	Charters Towers									-	-
CLS	Cloncurry									-	-
CLS	Cook	52	19		71	236	98		334	0.02	0.09
CLS	Croydon		3		3					0.01	-
CLS	Diamantina									-	-
CLS	Etheridge									-	-
CLS	Flinders									-	-
IND	Fraser Coast	16,388			16,388	34,682		1	34,683	0.17	0.36
IND	Gladstone	11,399	50		11,449	11,001	249		11,250	0.20	0.20
IND	Gold Coast	266,980	4,622	2	271,604	176,854	4,754	4	181,612	0.55	0.36
CLS	Goondiwindi	35			35					0.00	-
IND	Gympie	9,356	270		9,626	13,344	156		13,500	0.21	0.29
IND	Hinchinbrook	3,107			3,107	1,547	25		1,572	0.25	0.13
IND	Ipswich	38,261			38,261	39,507			39,507	0.25	0.26
IND	Isaac	11,578	895	15	12,488	10,124	529		10,653	0.43	0.37
IND	Lockyer Valley	4,625	24	2	4,651	7,015	82		7,097	0.14	0.21
IND	Logan	64,703	1,671	3	66,377	82,354	2,290	5	84,649	0.25	0.31
CLS	Longreach									-	-
IND	Mackay	23,909	206	1	24,116	32,834	465		33,299	0.21	0.30
CLS	McKinlay									-	-

Stock - Acquisitions and Withdrawals (2009-10)

Lib Type	Library service:	ACQUISITIONS				WITHDRAWALS				per capita	
		Lending stock	Reference (Non-lending)	Elec d'base services	Total Acquisitions	Lending stock	Reference (Non-lending)	Elec d'base services	Total Withdrawals	Acq per capita	Withdrawals per capita
CLS	Maranoa									-	-
IND	Moreton Bay	80,112	368	1	80,481	76,781	1,796		78,577	0.23	0.22
CLS	Mornington		10		10					0.01	-
IND	Mount Isa	4,375	38		4,413	4,631	7		4,638	0.20	0.22
CLS	Murweh									-	-
CLS	North Burnett									-	-
CLS	Paroo	110								-	-
CLS	Quilpie									-	-
IND	Redland	37,584	474	1	38,059	36,755	1,362		38,117	0.28	0.28
CLS	Richmond	15			15					0.02	-
IND	Rockhampton	16,649	289		16,938	15,571	317	5	15,893	0.15	0.14
IND	Scenic Rim	4,580	24		4,604	4,744	22		1,646	0.13	0.05
IND	Somerset	3,805	5		3,810	11,333			11,333	0.18	0.55
IND	South Burnett	11,900	52	1	11,953	14,083			14,083	0.38	0.44
IND	Southern Downs	8,298	38		8,336	4,090	75		4,165	0.24	0.12
IND	Sunshine Coast	105,647	4,437	1	110,085	89,510	4,088		93,598	0.35	0.30
IND	Tablelands	13,717	116	1	13,834	11,666	270		11,936	0.31	0.26
IND	Toowoomba	32,697	903	1	33,601	41,744	188		41,932	0.22	0.27
CLS	Torres SC									-	-
IND	Townsville	28,461	320		28,781	53,855	1,787		55,642	0.16	0.32
CLS	Weipa					423			423	-	0.13
IND	Western Downs	12,252	154		12,406	4,620	321		4,941	0.40	0.16
IND	Whitsunday	13,392		1	13,393	13,779	174		13,953	0.40	0.42
CLS	Winton									-	-
CLS	Yarrabah									-	-
	CLS Exchange stock	26,943			26,943	35,062			35,062		
	Totals	1,112,841	20,657	33	1,133,421	1,039,447	23,990	15	1,060,332	0.26	0.24

Stock - Resources (2009-10)

Lib Type	Library service:	Stock - Resources								Issues per Item (Lending Stock)	Lending Stock per capita
		Lending stock	Serial titles	Newspaper titles	Reference (non- lending) stock	Other non lending stock	Elec. Database	e-books	Total Stock		
CLS	Balonne	20,051			207				20,258	1.43	4.15
IND	Banana	64,253	47	5	1,241	329	30		65,905	1.24	3.85
CLS	Barcaldine	14,849	8	3	239	45			15,144	1.16	4.38
CLS	Barcoo	6,135	6	2	133				6,276	0.52	16.63
CLS	Blackall-Tambo	7,328			213				7,541	1.43	3.55
CLS	Boulia	2,120		2	50				2,172	0.41	4.82
IND	Brisbane	1,268,031	5,147	174	44,532	916	43	6,463	1,325,306	8.10	1.23
CLS	Bulloo	4,693	14		38				4,745	0.31	12.48
IND	Bundaberg	154,401	182	20	2,517		1		157,121	7.07	1.67
IND	Burdekin	52,484	113	4	399	286			53,286	2.62	2.88
CLS	Burke	2,431			62	5			2,498	0.51	4.33
IND	Cairns	195,872	298	38	20,144	243	6		216,601	6.55	1.23
CLS	Carpentaria	8,577			189				8,766	0.67	4.05
IND	Cassowary Coast	77,049	75	8	2,167	1,029	1		80,329	2.39	2.54
IND	Central Highlands	80,257	103	6	943	472			81,781	1.49	2.54
CLS	Charters Towers	16,378	14	6	419	19			16,836	2.43	1.31
CLS	Cloncurry	8,541	20	1	120				8,682	1.11	2.52
CLS	Cook	22,136		3	681	281			23,101	1.36	5.81
CLS	Croydon	2,103		3					2,106	0.27	7.62
CLS	Diamantina	4,267			114				4,381	0.05	13.59
CLS	Etheridge	3,158		4	135	36			3,333	0.71	3.39
CLS	Flinders	4,890		4	84	32			5,010	1.52	2.62
IND	Fraser Coast	221,414	136	12	2,217	3,309	4		227,092	4.26	2.31
IND	Gladstone	150,112	154	7	994	2,014			153,281	3.49	2.61
IND	Gold Coast	863,171	844	15	27,943	20,916	88	11,846	924,823	8.37	1.73
CLS	Goondiwindi	24,323	230	3	438	7			25,001	1.71	2.21
IND	Gympie	99,270	190	10	4,248	3,940	2		107,660	4.23	2.14
IND	Hinchinbrook	45,497	33	4	217				45,751	1.75	3.73
IND	Ipswich	261,613	515	12	4,955	2,596	28	2,015	271,734	4.62	1.70
IND	Isaac	86,447	3,570	21	895	685	14	10	91,642	1.65	2.97
IND	Lockyer Valley	57,356	199	6	834		3		58,398	3.09	1.69
IND	Logan	577,612	1,150	17	20,379	1,373	38	865	601,434	3.88	2.14
CLS	Longreach	9,711	5	1	304	18			10,039	1.76	2.28
IND	Mackay	151,223	173	17	8,043	545	4		160,005	5.55	1.34
CLS	McKinlay	4,050							4,050	1.20	4.21
CLS	Maranoa	25,060			612				25,672	2.62	1.91
IND	Moreton Bay	658,973	319	23	8,325	11,390	6		679,036	5.15	1.85
CLS	Mornington	2,168			15	300			2,483	0.45	1.99
IND	Mount Isa	65,892	75	4	817	520	1	45	67,354	2.51	3.05
CLS	Murweh	12,995	1		254				13,250	1.85	2.70
CLS	North Burnett	26,526		644	49				27,219	2.30	2.49
CLS	Paroo	7,050	15		240				7,305	1.51	3.61
CLS	Quilpie	5,190		1					5,191	0.90	5.10
IND	Redland	234,381	360	17	9,467	19,180	3		263,408	6.24	1.71
CLS	Richmond	1,359	75						1,434	1.08	1.43
IND	Rockhampton	256,223	255	17	16,776		12		273,283	3.66	2.30
IND	Scenic Rim	109,469	158	21	1,646				111,294	2.89	3.03
IND	Somerset	31,638	55	4	434				32,131	2.85	1.53
IND	South Burnett	87,380	82	4	972				88,438	1.92	2.76

Stock - Resources (2009-10)

Lib Type	Library service:	Stock - Resources							Issues per Item (Lending Stock)	Lending Stock per capita	
		Lending stock	Serial titles	Newspaper titles	Reference (non- lending) stock	Other non lending stock	Elec. Database	e-books			Total Stock
IND	Southern Downs	110,383	111	13	955				111,462	3.03	3.19
IND	Sunshine Coast	523,627	569	24	25,497	14,925	16		564,658	7.50	1.67
IND	Tablelands	120,054	164	6	1,108	1,670	1		123,003	3.15	2.65
IND	Toowoomba	243,751	501	33	9,383	7,164	14		260,846	5.68	1.57
CLS	Torres SC	5,433			73				5,506	1.32	1.47
IND	Townsville	222,752	230	13	11,393	3,710	24		238,122	4.93	1.27
CLS	Weipa	22,650	132	3	1,520	300			24,605	1.42	6.88
IND	Western Downs	76,753	3,764	8	666	357	2		81,550	2.94	2.49
IND	Whitsunday	82,911	91	10	902		1		83,915	2.33	2.50
CLS	Winton	7,482	5						7,487	1.76	5.33
CLS	Yarrabah	4,100			55				4,155		1.56
	Totals	7,516,003	20,188	1,253	237,253	98,612	342	21,244	7,894,895	5.52	1.75

Stock - Usage (2009-10)

Lib Type	Library service:	Opening Hours	Totals M'ship	Pop.	Loans and Usage										per capita				
					Patron Visits	Issues	Turnover Rate	Reference enquiries	Reservations	Interlibrary loan requests placed	Interlibrary loan items received	Interlibrary loan requests received	Interlibrary loan items supplied	Max. Personal Borrowing limit	Issues per capita	Loans per visit	Reference enq. per capita	Visits per capita	
CLS	Balonne	58.50	1,860	4,835	20,974	28,765	1.43	1,853	3,261		1,494		4	4	10	5.95	1.37	0.38	4.34
IND	Banana*	108.00	8,764	16,707		79,705	1.24	620			136	105			20	4.77		0.04	
CLS	Barcaldine	114.00	1,420	3,394	7,369	17,156	1.16	234	1,007		871	1,713	693	466	20	5.05	2.33	0.07	2.17
CLS	Barcoo	109.42	229	369	6,340	3,170	0.52				40				8	8.59	0.50		17.18
CLS	Blackall-Tambo*	38.00	605	2,067		10,470	1.43	449	340		204					5.07		0.22	
CLS	Boulia*	37.50	139	440		861	0.41				38	38			12	1.96			
IND	Brisbane	1302.25	431,734	1,027,847	6,470,155	10,274,596	8.10	526,461	846,977		4,748	2,952	5,392	4,357	20	10.00	1.59	0.51	6.29
CLS	Bulloo	23.00	342	376	1,553	1,441	0.31				68				10	3.83	0.93		4.13
IND	Bundaberg*	107.50	43,349	92,341		1,091,716	7.07		43,114		362	349	12	12	10	11.82			
IND	Burdekin*	59.00	4,510	18,207		137,528	2.62	3,185	5,893		996	888	1,027	1,013	12	7.55		0.17	
CLS	Burke	35.00	221	562	1,800	1,239	0.51				45				10	2.20	0.69		3.20
IND	Cairns	407.50	67,524	158,653	1,135,535	1,283,376	6.55	51,053	202,525		2,381	2,028	3,398	2,516	10	8.09	1.13	0.32	7.16
CLS	Carpentaria	59.00	537	2,117	10,991	5,741	0.67		208		242	208			4	2.71	0.52		5.19
IND	Cassowary Coast	128.00	15,468	30,356	155,402	184,061	2.39	7,391	11,520		1,385	1,334	775	666	10	6.06	1.18	0.24	5.12
IND	Central Highlands	261.50	10,344	31,596	85,823	119,691	1.49		21,658		1,421	1,050	37	37	20	3.79	1.39		2.72
CLS	Charters Towers	38.50	5,933	12,506	34,752	39,815	2.43		5,611		1,709	1,091	452	564	13	3.18	1.15		2.78
CLS	Cloncurry	44.00	1,043	3,394	20,597	9,503	1.11	103	2,559		761	746			10	2.80	0.46	0.03	6.07
CLS	Cook*	58.75	1,860	3,812		30,106	1.36	94			1,577	1,372	938	541	18	7.90		0.02	
CLS	Croydon*	20.00	93	276		566	0.27	12			195	175			10	2.05		0.04	
CLS	Diamantina*	98.84	159	314		200	0.05				28					0.64			
CLS	Etheridge	51.50	379	932	11,895	2,239	0.71	127	110		134	78	22	9	20	2.40	0.19	0.14	12.76
CLS	Flinders*	38.00	497	1,864		7,427	1.52	638	340		733				10	3.98		0.34	
IND	Fraser Coast	154.25	43,325	95,689	271,684	942,684	4.26	18,964	36,080		1,837	1,852	2,439	1,864	20	9.85	3.47	0.20	2.84
IND	Gladstone	241.42	28,636	57,587	282,309	523,440	3.49		8,952		315	199	16	16	26	9.09	1.85		4.90
IND	Gold Coast	692.58	264,085	497,848	2,900,594	7,227,671	8.37	306,898	833,727		5,218	4,668	3,207	2,018	50	14.52	2.49	0.62	5.83
CLS	Goondiwindi	112.09	5,354	10,985	27,624	41,621	1.71	2,496	3,947		2,338	2,113	471	719	10	3.79	1.51	0.23	2.51
IND	Gympie	129.00	31,340	46,371	264,135	419,964	4.23	34,001	20,491		1,435	1,259	339	296	15	9.06	1.59	0.73	5.70
IND	Hinchinbrook*	62.33	10,213	12,208		79,484	1.75		1,267		991	561			16	6.51			
IND	Ipswich	163.00	45,876	154,153	388,867	1,207,727	4.62	71,126	49,667		2,210	1,352	4,758	3,110	20	7.83	3.11	0.46	2.52
IND	Isaac	247.16	11,007	29,130	157,741	142,766	1.65	5,646	4,235		4,084	3,542	2,026	2,079	10	4.90	0.91	0.19	5.42
IND	Lockyer Valley	93.50	16,119	33,946	155,751	177,171	3.09	4,225	18,045		1,110	983	550	524	15	5.22	1.14	0.12	4.59
IND	Logan	391.00	130,285	269,986	1,138,877	2,243,745	3.88	363,006	1,147,353		1,045	971	2,385	2,021	20	8.31		1.34	
CLS	Longreach*	101.00	3,989	4,268		17,112	1.76	72	1,038		644	453	3	231	10	4.01		0.02	
IND	Mackay	210.75	59,752	112,607	338,392	838,674	5.55	10,911	47,998		1,475	1,259	1,738	1,423	20	7.45	2.48	0.10	3.01
CLS	McKinlay	50.00	790	961	20,000	4,878	1.20		160		160	159			20	5.08	0.24		20.81
CLS	Maranoa	195.25	7,537	13,145	36,464	65,630	2.62	257	6,658		3,360				20	4.99	1.80	0.02	2.77
IND	Moreton Bay	634.75	76,968	356,709	1,536,278	3,393,953	5.15	95,492	268,932		3,571	2,464	1,442	1,281	20	9.51	2.21	0.27	4.31
CLS	Mornington	25.00	145	1,088	2,598	985	0.45		4		3	3			8	0.91	0.38		2.39
IND	Mount Isa	42.00	10,164	21,570	83,524	165,241	2.51	4,075	2,666		106	77	5	5	20	7.66	1.98	0.19	3.87
CLS	Murweh	76.00	2,322	4,821	12,907	24,014	1.85	13	846		1,313	857	394	346	25	4.98	1.86		2.68
CLS	North Burnett	190.33	2,811	10,646	70,623	61,046	2.30		5,299		1,424		259		8	5.73	0.86		6.63
CLS	Paroo	54.00	1,577	1,955	11,093	10,645	1.51		1,132		494	305			10	5.45	0.96		5.67
CLS	Quilpie	23.00	450	1,018	2,857	4,649	0.90		148		219	127	89	74	20	4.57	1.63		2.81
IND	Redland	233.13	68,639	136,944	1,019,016	1,462,131	6.24	59,186	197,016		2,420	2,026	1,156	398	20	10.68	1.43	0.43	7.44
CLS	Richmond	20.00	164	950	394	1,463	1.08		243		51				20	1.54	3.71		0.41
IND	Rockhampton*	228.25	34,849	111,528		936,727	3.66	39,936	40,260		1,680	1,645	148	122	Unlimited	8.40		0.36	
IND	Scenic Rim*	174.93	11,862	36,179		316,052	2.89	11,063	35,117		560	516	30	30	10	8.74		0.31	
IND	Somerset	127.50	8,220	20,613	97,723	90,256	2.85	10,402	11,883		1,716	1,372			15	4.38	0.92	0.50	4.74
IND	South Burnett	207.00	12,497	31,705	145,134	167,722	1.92		13,584		2,316	1,656	1,176	766	10	5.29	1.16		4.58
IND	Southern Downs	114.50	20,987	34,621	163,529	334,033	3.03	3,789	18,084		630	572	28	31	10	9.65	2.04	0.11	4.72
IND	Sunshine Coast	548.25	165,285	312,804	1,974,321	3,925,091	7.50	222,105	507,278		5,259	3,505	4,219	2,172	30	12.55	1.99	0.71	6.31

Stock - Usage (2009-10)

Lib Type	Library service:	Opening Hours	Total M'ship	Pop.	Loans and Usage										per capita			
					Patron Visits	Issues	Turnover Rate	Reference enquiries	Reservations	Interlibrary loan requests placed	Interlibrary loan items received	Interlibrary loan requests received	Interlibrary loan items supplied	Max. Personal Borrowing limit	Issues per capita	Loans per visit	Reference enq. per capita	Visits per capita
IND	Tablelands	220.00	15,790	45,297	247,758	378,762	3.15	15,903	33,562	2,124	1,969	439	613	35	8.36	1.53	0.35	5.47
IND	Toowoomba	362.50	85,434	155,124	925,097	1,384,525	5.68	61,702	95,959	1,066	1,037	1,582	1,556	15	8.93	1.50	0.40	5.96
CLS	Torres SC	30.00	1,888	3,690	30,190	7,150	1.32		335	279				10	1.94	0.24		8.18
IND	Townsville	246.75	94,896	175,542	659,577	1,098,521	4.93	27,905	89,249	1,297	1,048	815	739	25	6.26	1.67	0.16	3.76
CLS	Weipa*	48.50	4,321	3,291		32,120	1.42	1,456	1,850	325	320	320	320	12	9.76		0.44	
IND	Western Downs	304.00	20,498	30,869	255,742	225,788	2.94	14,365	11,077	885	854	802	794	20	7.31	0.88	0.47	8.28
IND	Whitsunday*	162.00	22,631	33,126		193,249	2.33	32,617	8,429	1,075	312	610	477	20	5.83		0.98	
CLS	Winton*	37.00	849	1,404		13,171	1.76	616	534	1,062					9.38		0.44	
CLS	Yarrabah**	36.00	320	2,636										10				
Totals		10,186.48	1,918,885	4,285,979	21,183,985	41,489,233	5.52	2,010,447	4,668,228	75,665	54,163	44,196	34,210		9.68	1.96	0.47	4.94

N.B. Where supplied, Reference Enquiries Sample Period data is multiplied by 6.5 to provide estimated annual enquiries

* Visitor numbers not provided

** Yarrabah Shire Council visitor numbers, loans and usage figures not provided

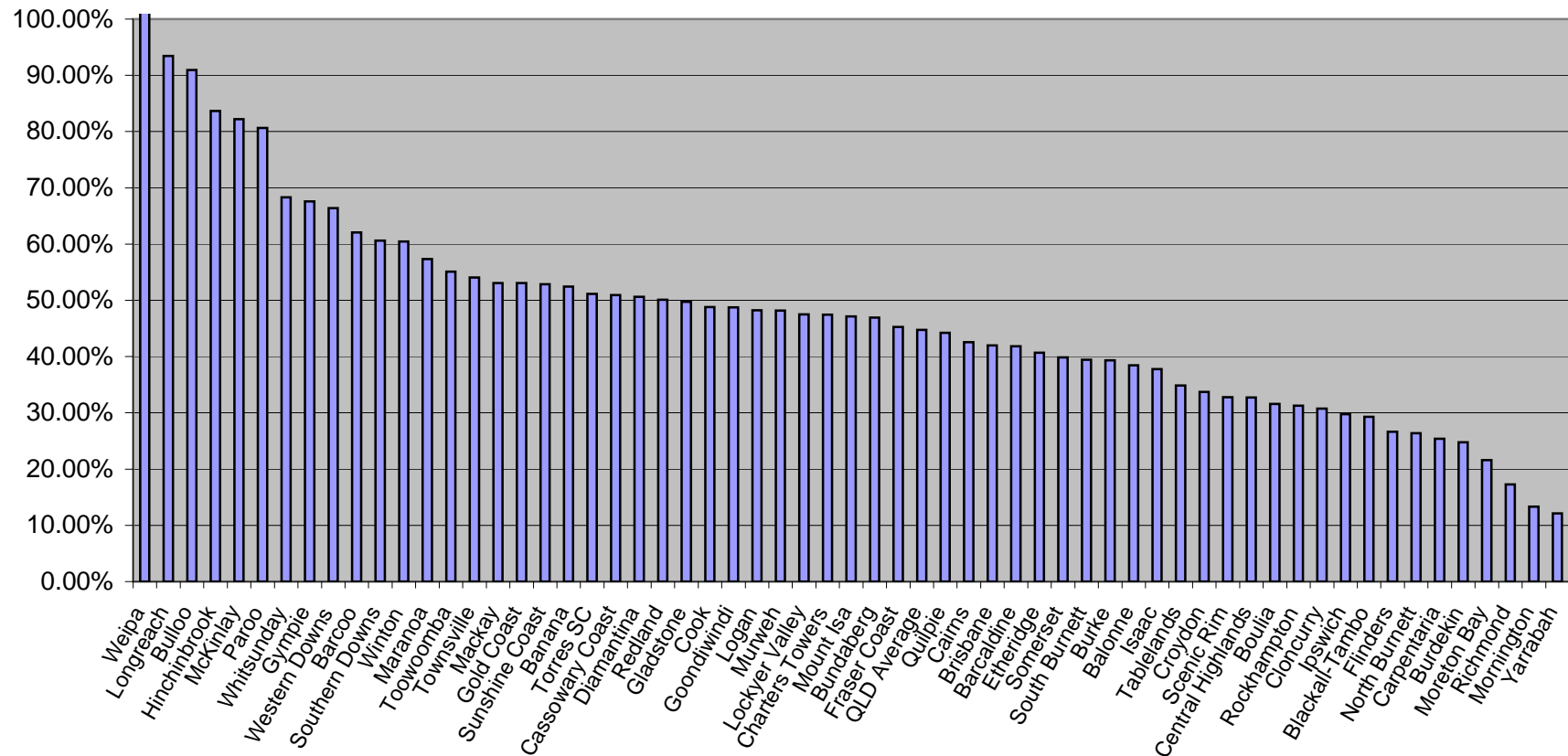
Stock - Collection Usage (2009-10)

Lib Type	Library Service	Collection Performance										
		Adult Fiction	Adult Non Fiction	Large Type	Childrens (easy readers, picture books, read-along)	Junior Fiction	Junior Non Fiction	Young Adult	DVD / Video	Talking Books (all formats)	Music	Other
CLS	Balonne	43.56%	12.45%	7.20%	8.53%	6.11%	2.36%	2.83%	6.42%	4.27%		6.27%
IND	Banana	34.20%	17.25%	11.40%	6.40%	9.02%	5.60%	6.05%	2.55%	2.70%	1.50%	3.33%
CLS	Barcaldine	44.64%	7.49%	8.71%	9.53%	4.66%	2.68%	3.67%	7.26%	4.57%		6.79%
CLS	Barcoo	27.47%	20.10%	5.36%	8.88%	11.13%	7.48%	1.61%	6.83%	3.31%		7.83%
CLS	Boulia	45.52%	16.90%	3.68%	10.23%	4.25%	1.72%	1.84%	11.03%	3.68%		1.15%
IND	Brisbane	24.53%	15.18%	4.63%	11.80%	8.47%		3.61%	11.35%	1.94%	3.82%	14.67%
IND	Burdekin	40.19%	13.32%	9.12%	7.50%	8.76%	0.41%	0.90%	9.89%	0.70%	2.43%	6.78%
CLS	Burke	54.41%	18.43%	4.25%	12.74%	3.29%	2.32%	0.88%	1.28%	1.44%		0.96%
IND	Cairns	25.00%	13.00%	6.50%	8.00%	5.30%	1.60%	2.60%	13.70%	17.60%	5.60%	1.10%
CLS	Carpentaria	52.52%	11.91%	5.59%	7.61%	4.93%	1.48%	2.19%	7.39%	1.62%		4.76%
IND	Cassowary Coast	41.50%	15.40%	7.00%	9.20%	5.80%	2.20%	2.70%	7.60%	1.30%	1.70%	5.60%
CLS	Charters Towers	38.99%	12.14%	12.95%	9.53%	5.84%	2.56%	2.02%	4.07%	2.93%		8.97%
CLS	Cloncurry	39.06%	8.53%	19.73%	9.91%	3.84%	2.01%	1.55%	4.09%	4.88%		6.40%
IND	Fraser Coast	22.73%	34.67%	9.29%	4.15%	7.17%	6.40%	2.72%	4.32%	2.50%	1.45%	4.60%
IND	Gold Coast	20.55%	24.62%	5.25%	7.07%	5.96%	5.07%	4.15%	13.73%	3.17%	4.06%	6.37%
CLS	Goondiwindi	36.51%	10.39%	8.42%	14.08%	7.61%	3.11%	2.07%	7.30%	4.32%		6.19%
IND	Gympie	32.91%	21.10%	14.05%	7.98%	3.50%	2.31%	2.16%	12.04%	1.82%	2.10%	0.03%
IND	Isaac	28.00%	18.00%	5.00%	9.00%	9.00%	8.00%	5.00%	6.00%	5.00%	1.00%	6.00%
IND	Lockyer Valley	25.31%	26.67%	8.23%	6.39%	7.15%	7.61%	5.06%	5.92%	2.35%	3.49%	1.82%
IND	Logan	28.20%	16.40%	8.60%	16.00%	6.30%	3.80%	4.20%	10.80%	2.20%	3.40%	0.10%
CLS	Longreach	45.96%	8.70%	10.57%	10.66%	5.43%	1.82%	1.59%	5.57%	4.63%		5.07%
IND	Mackay	23.00%	23.00%	8.00%	7.00%	10.00%	7.00%	5.00%	5.00%	3.00%	3.00%	6.00%
CLS	McKinlay	32.55%	9.47%	6.22%	18.32%	3.32%	1.53%	1.32%	14.11%	4.78%		8.38%
IND	Moreton Bay	30.89%	11.75%	9.80%	9.65%	6.66%	2.14%	2.44%	13.65%	1.71%	3.77%	7.54%
CLS	Murweh	41.31%	10.66%	17.27%	10.13%	5.73%	2.22%	2.39%	5.14%	1.93%		3.22%
CLS	North Burnett	43.15%	10.96%	12.64%	8.75%	4.77%	1.93%	2.35%	8.97%	2.14%		4.34%
CLS	Paroo	42.58%	7.79%	13.96%	7.48%	3.57%	1.45%	1.41%	5.91%	7.33%		8.52%
CLS	Quilpie	47.30%	10.88%	7.23%	5.23%	3.96%	0.80%	1.03%	6.43%	6.75%		10.39%
IND	Redland	28.00%	16.00%	11.00%	13.00%	8.00%	3.00%	4.00%	11.00%	2.00%	3.00%	1.00%
IND	Rockhampton	31.30%	13.40%	11.40%	9.60%	3.86%	1.90%	2.90%	11.19%	2.10%	3.35%	9.00%
IND	Scenic Rim	29.90%	13.40%	8.80%	9.70%	5.00%	2.70%	2.20%	14.60%	1.80%	1.30%	10.60%
IND	Somerset	42.25%	13.36%	10.18%	10.09%	5.39%	1.89%	1.93%	6.76%	3.07%	0.13%	4.95%
IND	South Burnett	46.00%	14.00%	11.00%	7.00%	4.00%	2.00%	3.00%	3.00%	2.00%		8.00%
IND	Sunshine Coast	24.99%	17.76%	9.57%	11.04%	4.75%	2.78%	2.63%	9.98%	2.36%	4.90%	9.24%
IND	Tablelands	36.47%	23.23%	6.54%	8.47%	5.58%	2.02%	2.34%	9.96%	1.84%	3.32%	0.23%
IND	Toowoomba	25.64%	13.12%	10.32%	9.68%	6.82%	3.72%	3.10%	13.48%	3.38%	4.11%	6.63%
IND	Townsville	31.00%	17.00%	9.00%	10.00%	7.00%	4.00%	3.00%	12.00%	3.00%	3.00%	1.00%
IND	Western Downs	36.17%	9.15%	5.07%	10.67%	5.45%	1.54%	3.04%	20.12%	2.53%	5.38%	0.88%
IND	Whitsunday	31.62%	26.63%	1.80%	4.68%	10.77%	7.49%	4.88%	6.05%	3.07%		3.01%
IND	Winton	39.71%	12.85%	20.42%	4.73%	3.54%	1.84%	2.10%	5.67%	7.21%		1.93%
	Overall Average	35.00%	15.00%	9.00%	9.00%	6.00%	3.00%	3.00%	9.00%	3.00%	3.00%	5.00%

Volunteers and Trainees (2009-10)

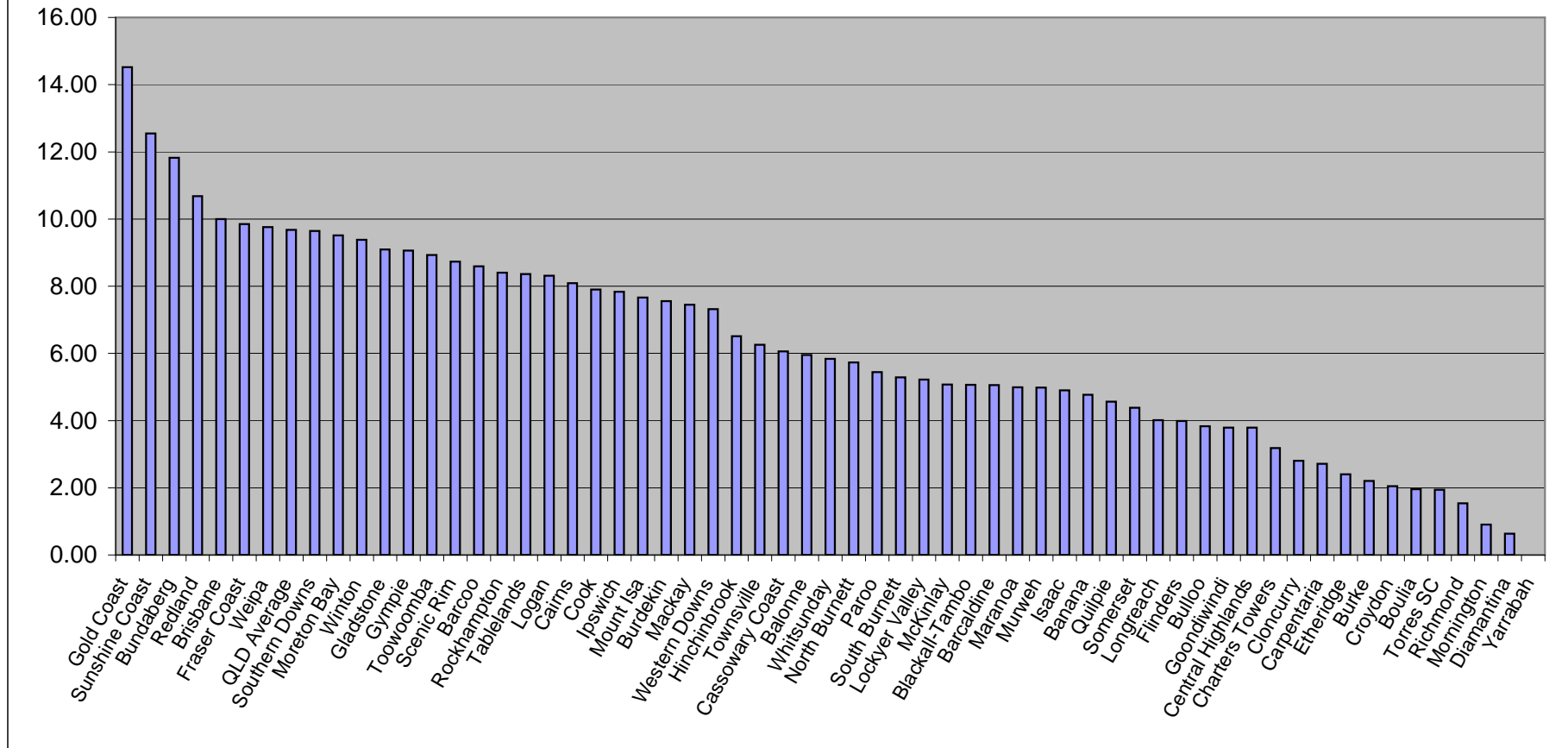
Lib Type	Library Service	Volunteers - number	Hours per week	Trainees - number	Hours per week
IND	Banana	3	9:00	1	36:25
CLS	Barcaldine	2	2:00	1	7:00
CLS	Barcoo	1	2:00		
IND	Brisbane			8	80:00
IND	Bundaberg	1	3:30		
IND	Burdekin	5	10:00	2	72:50
IND	Cairns	22	12:00		
CLS	Carpentaria	1	3:00		
IND	Cassowary Coast			1	36:25
IND	Central Highlands	5	10:00	1	36:25
CLS	Charters Towers			1	36:25
IND	Fraser Coast	150	70:00		
IND	Gladstone	28	40:00		
IND	Gold Coast	16	101:35		
CLS	Goondiwindi	2	1:00		
IND	Gympie	68	4:00	3	52:50
IND	Hinchinbrook	4	24:00		
IND	Ipswich	42	57:00		
IND	Lockyer Valley	4	7:00		
IND	Logan	110	55:00	13	355:25
IND	Mackay	114	80:00	3	79:50
IND	Moreton Bay	283			
IND	Mount Isa	5	18:00	1	
CLS	North Burnett			3	
IND	Redland			3	79:75
IND	Rockhampton	25	44:00		
IND	Scenic Rim	1	7:15		
IND	Somerset	1	6:00	2	17:00
IND	South Burnett	14	65:00	2	50:75
IND	Southern Downs	3	12:00		
IND	Sunshine Coast	498	201:00	2	60:00
IND	Tablelands	16		2	36:25
IND	Toowoomba	87	180:00	3	62:50
CLS	Torres	1	4:00		
IND	Townsville			3	108:75
IND	Western Downs	19	27:00	1	36:25
IND	Whitsunday	4	12:00	5	64:25
	Totals	1,535	1067:20	61	1070:40

Members as % of pop 2009-2010



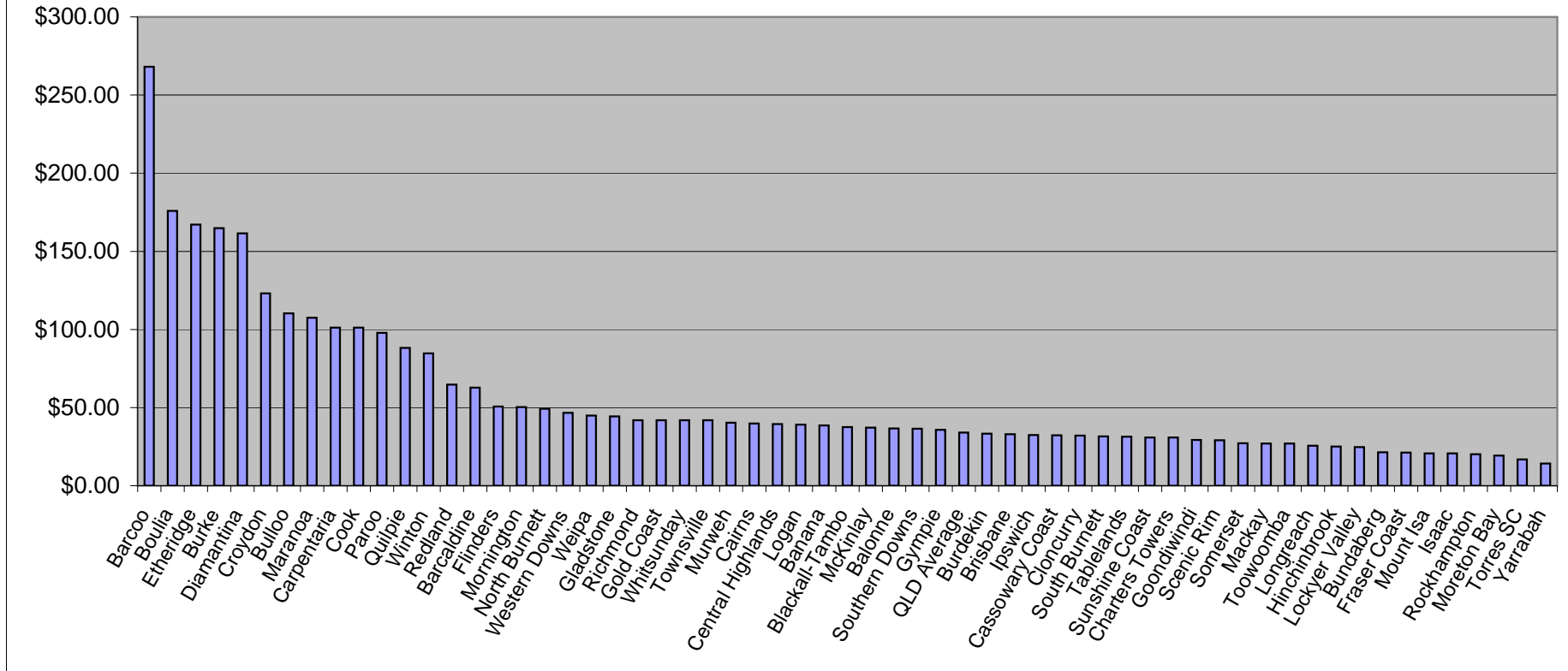
QLD average - 44.77%

Issues per capita 2009-2010



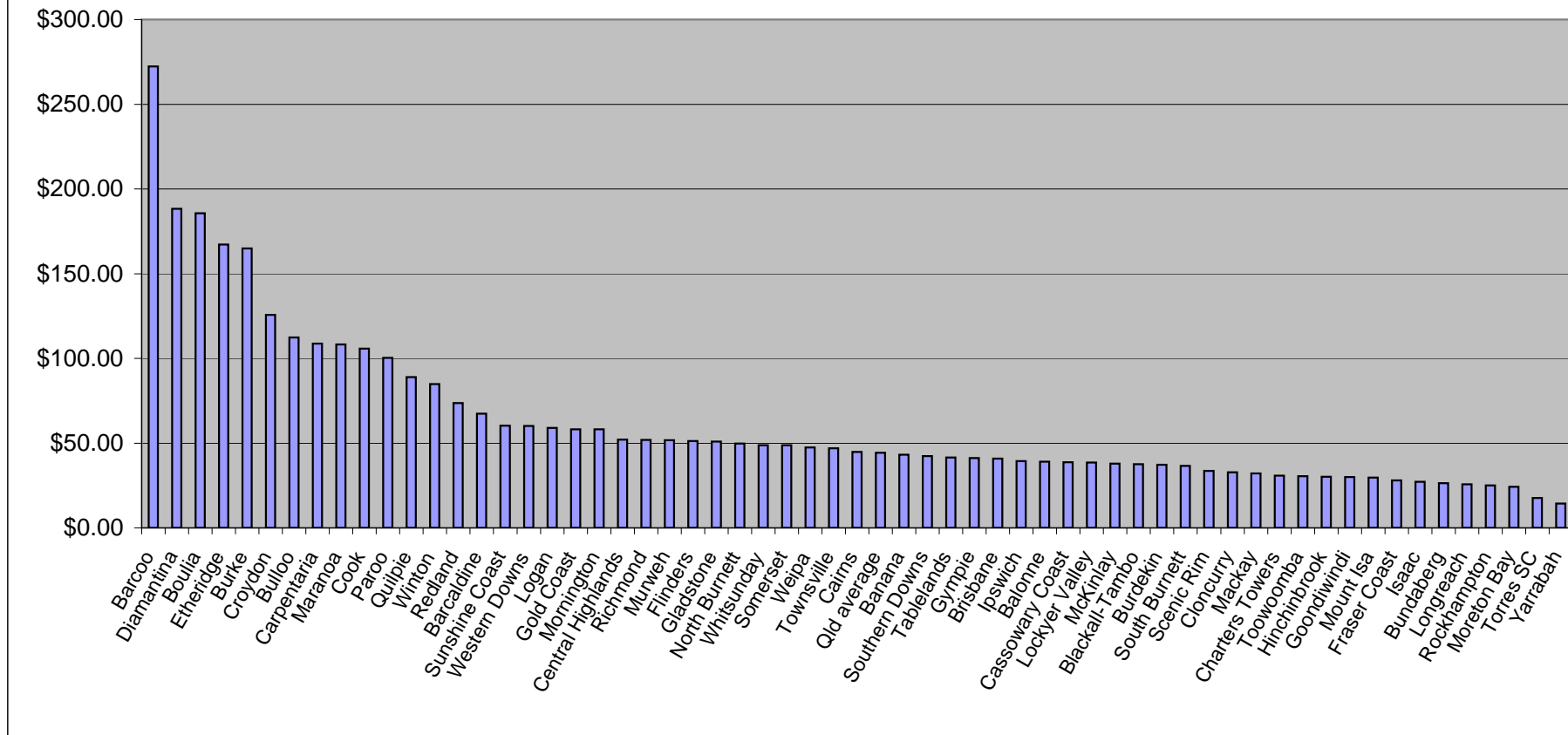
QLD average - 9.68

Operating Expenditure per Capita 2009-2010



QLD average - \$33.96

Total Expenditure per Capita 2009-2010



QLD average - \$44.34