



# **Queensland Public Libraries Statistical Bulletin 2005-2006**

# Queensland Public Libraries Statistical Bulletin 2005-06

## Contents:

• Foreword	.....	<i>ii</i>
• Summary 2005-06 Key Indicators	.....	<i>iii - iv</i>
• Charges – General	.....	<i>1 - 8</i>
• Charges – Membership	.....	<i>9 - 13</i>
• Facilities	.....	<i>14 - 23</i>
• Facilities – Less than 6 hrs	.....	<i>24 - 25</i>
• Finance – Expenditure	.....	<i>26 - 29</i>
• Finance – Income	.....	<i>30 - 32</i>
• Information Technology - 1	.....	<i>33 - 37</i>
• Information Technology - 2	.....	<i>38 - 41</i>
• Membership – Current	.....	<i>42 - 45</i>
• Membership – New	.....	<i>46 - 49</i>
• Services - 1	.....	<i>50 - 53</i>
• Services – 2	.....	<i>54 - 58</i>
• Staffing	.....	<i>59 - 62</i>
• Stock – Acquisitions and Withdrawals	.....	<i>63 - 66</i>
• Stock – Resources	.....	<i>67 - 69</i>
• Stock- Usage	.....	<i>70 - 72</i>
• Graph – Ind. Population	.....	<i>73</i>
• Graph – Ind. Membership	.....	<i>74</i>
• Graph – Ind. Lending Stock	.....	<i>75</i>
• Graph – Ind. Issues	.....	<i>76</i>
• Graph – Ind. Operating Exp. per capita	.....	<i>77</i>
• Graph – Ind. Total Exp. per capita	.....	<i>78</i>
• Graph – Ind. Total expenditure	.....	<i>79</i>
• Graph – CLS Population	.....	<i>80</i>
• Graph – CLS Membership	.....	<i>81</i>
• Graph – CLS Lending Stock	.....	<i>82</i>
• Graph – CLS Issues	.....	<i>83</i>
• Graph – Operating Exp. per capita	.....	<i>84</i>
• Graph – CLS Total Exp. per capita	.....	<i>85</i>
• Graph – CLS Total expenditure	.....	<i>86</i>

# Queensland Public Libraries Statistical Bulletin 2005-06

## Foreword

The 2005-06 Queensland Public Libraries Statistical Bulletin provides information about Local Government libraries in Queensland. Statistical data on the performance of library services is provided annually to the State Library of Queensland by all public libraries, resulting in the availability of important benchmarking data. The Queensland Public Libraries statistics are incorporated into the National & State Libraries Australasia (NSLA) statistical bulletins annually.

## Queensland Public Libraries Statistical Bulletin 2005-06 – Key Indicators

	2005-2006	2004-2005	%'age increase or decrease
<b>Expenditure</b>			
Total Expenditure	\$158,202,638	\$137,688,221	+ 15%
Operating Expenditure	\$124,549,064	\$110,128,769	+ 13%
Operating costs per capita	\$32.36	\$29.20	+ 11%
Collections <sup>1</sup>	\$21,122,612	\$21,723,426	- 3%
Collection exp. per capita <sup>2</sup>	\$5.49	\$5.76	- 5%
<b>Stock<sup>3</sup></b>			
Total Stock	8,277,978	7,946,810	+ 4%
Lending Stock	7,149,465	6,834,251	+ 5%
New Acquisitions	895,121	867,763	+ 3%
<b>Membership</b>			
Total members	1,932,589 (50.2% of pop.)	1,893,456 (50.2% of pop.)	
New Members	240,615		

<sup>1</sup> Reflects the loss of additional local collections funding at a number of Independent Library services.

<sup>2</sup> Includes purchases of local stock by CLS Libraries.

<sup>3</sup> Includes CLS local stock holdings.

## Queensland Public Libraries Statistical Bulletin 2005-06 – Key Indicators

	2005-2006	2004-2005	%'age increase or decrease
<b>Issues / Reserves / Visits</b>			
Total Issues <sup>4</sup>	39,577,161	39,875,364	- 1%
Reservations	2,732,442	2,214,491	+ 23%
Visits	18,249,158	17,234,051	+ 6%
Reference Enquiries	1,768,352	1,574,067	+ 12%
Issues per capita	10.28	10.59	- 3%
<b>Services</b>			
Opening Hours per week <sup>5</sup>	9,696	8,831	+ 10%
Web Catalogue Searches	8,891,147		
Online Requests received	31,478		
<b>Staffing</b>			
Total FTE	1308.90	1246.20	+ 5%
<b>Technology<sup>6</sup></b>			
Public Access pcs	1,936	1,940	
Internet pcs	1,388	1,194	+16%

<sup>4</sup> Total Issues defined as the number of items loaned and renewed.

<sup>5</sup> Includes Facilities <6 hours and Mobile Library operating hours.

<sup>6</sup> The availability of web opacs results in a higher proportion of Internet connectivity on the available pcs.

Lib Type	Local Government	Library service:	EXTERNAL interlibrary loan fees passed on to users	INTERNAL ILL fee payable by users	Information/ research service fee	Membership card replacement fee	Reservation placement fee	Overdue fees	Processing/administrative fees
IND	Atherton	Atherton	\$13.20	NO	NO	\$3.30	NO	\$5 per card	NO
IND	Banana	Banana	NO	\$2.70	NO	\$2.20	NO	\$0.05 per item per day	\$6.70
IND	Beaudesert	Beaudesert	Full fee charged	NO	NO	\$2.30	NO	\$1.00 per letter, three letters sent, 7, 35 and 63 days overdue	NO
IND	Bowen	Bowen	NO	NO	NO	\$3.30	NO	5c day	NO
IND	Brisbane	Brisbane	\$13.20 fee if external library charges	55c hold fee		\$3.60	55c hold fee	30c per day per item	Lost or damaged material: \$5 processing fee in addition to cost of item
IND	Bundaberg	Bundaberg	As charged by Lending Library	NO	NO	\$2.20	NO	5c per item after 6 days grace	NO
IND	Burdekin	Burdekin	NO	NO	NO	\$5.50	NO	NO	11.00 book 5.50 magazine
IND	Caboolture	Caboolture	\$13.20 inc GST	0.50 inc GST	NO	\$2.20 inc GST	YES	NO	\$5.00 inc GST
IND	Cairns	Cairns	\$13.20	NO	NO	\$6.50	NO	\$1.10 per item on return	\$13.50 replacement of library materials (lost/damaged service fee)
IND	Caloundra	Caloundra	\$13.00	\$4.00	YES	\$3.00	\$1.00	0.20 per day commencing on 22nd day overdue. Maximum \$11 per item	\$5.00
IND	Coolooloa	Coolooloa	YES	\$1.00	\$20.00	\$4.00	60c	\$1.00	\$5.00
IND	Gatton	Gatton	NO	\$1.00 per item / search	NO	\$2-20	\$0.50 per item	\$0.05 per day, per item after 8th day	\$5-00 per item on invoice
IND	Gladstone	Gladstone	YES	NO	NO	\$2.20	NO	NO	NO
IND	Gold Coast	Gold Coast	NO	NO	NO	\$3.00 per card. NO fee for stolen cards.	NO	NO	NO
IND	Hervey Bay	Hervey Bay	\$3 charged by Hervey Bay Library plus other charges passed on by other libraries	NO	YES	\$2.50	50c if item on loan to aNOther patron. Free if reservation is on shelf at aNOther branch.	10c/item/day for community items after 5 day grace period. \$1/item/day for USQ items.	\$6 if items get to Final Account (3rd NOtice) stage. \$6 administration fee for lost items.
IND	Hinchinbrook	Hinchinbrook	NO	NO	\$5.00	\$0.00	NO	5c per item per day	NO
IND	Ipswich	Ipswich	YES	\$0.60	\$60.00/hour	\$2.70	\$0.60	.60/day; max. 17.00 per borrower	\$5.35/item to maximum of \$17.00
IND	Johnstone	Johnstone	External charge minus GST passed on	NO	NO	\$1.00	NO	NO	NO
IND	Kingaroy	Kingaroy	YES	NO	NO	\$0.00	NO	20c/item/working day	NO
IND	Livingstone	Livingstone	YES	NO	NO	\$2.20	NO	10 c per day per item after 8th day overdue	NO
IND	Logan	Logan	YES	NO	NO	\$2.20	NO	NO	NO
IND	Mackay	Mackay	\$13.20 if charged	\$1.50 per inter-library loan	\$35 per hour for NON-members, and after the first hour for members	\$3.00 per card	\$0.70 per item	10c per item per day after first seven days. Max \$10.00. NOT charged to Homelibrary service customers	Replacement case/processing charge for audio/visual items \$5.00 \$10 per overdue NOtice \$15 fee for each lost/damaged item + replacement cost of item
IND	Mareeba	Mareeba	YES	NO	NO	\$2.00	NO	NO	
IND	Maroochy	Maroochy	\$13.20 ILL fee	\$0.60 reservation fee	NO	\$3.10	\$0.60	NO	\$5.10
IND	Maryborough	Maryborough	\$13.20 charge passed on to user where levied by lending library	NO	NO	\$3.00 per replacement card	NO	NO	NO
IND	Mount Isa	Mount Isa	YES	NO	NO	\$1.50	NO	\$1 per day per item after 14 days grace period. Max \$10 per item.	\$10 per item if lost/damaged
IND	Noosa	Noosa	Fee recovery based on home institution's charge	NO	NO	\$2.50	NO	\$5.00 Long overdue fine for each item 6 weeks overdue	\$5.50 Administrative fee for lost and damaged fee
IND	Pine Rivers	Pine Rivers	July-Dec 2005 \$2.00; Jan-June 2006 .60 c + any charge made by Lending Library	\$0.60	NO	\$2.20	\$0.60	.10 per day per item after three day grace period	\$11.00
IND	Redcliffe	Redcliffe	YES	NO	NO	\$2.20	NO	NO	\$6.50
IND	Redland	Redland	NO	NO	NO	\$3.00	NO	NO	Processing fee for NON-returned items \$5.70; NON-returned magazines \$4.60; NON-returned paperbacks \$2.10
IND	Rockhampton	Rockhampton	\$13.20	NO	NO	\$3.30	NO	0.05 cents/ day	\$6.60
IND	Thuringowa	Thuringowa	Library pays first 5/patron/calendar year, then costs are passed on.	NO	NO	\$1.50	NO	NO	\$5.00 for magazines

Lib Type	Local Government	Library service:	EXTERNAL interlibrary loan fees passed on to users	INTERNAL ILL fee payable by users	Information/ research service fee	Membership card replacement fee	Reservation placement fee	Overdue fees	Processing/administrative fees
IND	Toowoomba	Toowoomba	\$18.20	NO	\$65 for the first hour, then \$37.50 each hour thereafter	\$1.00	NO	NO	\$20 for long overdue fees plus cost of books, once sent to the debt collection agency
IND	Townsville	Townsville	Fee as charged to library	NO	NO	\$2.00	NO	.10c per item/week max. \$2.00/item	NO
IND	Warwick	Warwick	YES	\$2.10	NO	\$2.10	NO	NO	NO
IND	Whitsunday	Whitsunday	National Lib. ILL	NO	NO	\$2.20 per card	NO	DVD's vids, ref \$1.00 perday. Other loans 10c per day after 7 days o/d 3 days after 1st NOtice	\$11.00
CLS	Aramac	Aramac Shire libraries - all service points	NO	NO	NO	NO	NO	NO	NO
CLS	Balonne	Balonne Shire libraries - all service points	NO	NO	NO	NO	NO	NO	NO
CLS	Barcaldine	Barcaldine	NO	NO	NO	NO	NO	NO	NO
CLS	Barcoo	Jundah	NO	NO	NO	NO	NO	NO	NO
CLS	Bauhinia	Windorah Bauhinia Shire libraries - all service points	NO	NO	NO	NO	NO	NO	NO
CLS	Belyando	Clermont	NO	NO	NO	NO	NO	NO	NO
CLS	Bendmere	Moranbah Bendmere Shire libraries - all service points	NO	NO	NO	\$2.00	NO	\$5.00 FOR OVERDUE BOOKS	NO
CLS	Biggenden	Biggenden	NO	NO	NO	NO	NO	NO	NO
CLS	Blackall	Blackall	NO	NO	NO	NO	NO	\$1.00/item/week	NO
CLS	Boonah	Boonah	YES	NO	\$3.00 per request	NO	NO	NO	NO
CLS	Booringa	Booringa Shire libraries - all service points	NO	NO	NO	NO	NO	NO	NO
CLS	Boulia	Boulia	NO	NO	NO	NO	NO	NO	NO
CLS	Broadsound	Broadsound Shire libraries - all service points	NO	NO	NO	NO	NO	NO	NO
CLS	Bulloo	Thargomindah	NO	NO	NO	NO	NO	NO	NO
CLS	Bungil	Injune	NO	NO	NO	NO	NO	NO	NO
CLS	Burke	Burke	NO	NO	NO	NO	NO	NO	NO
CLS	Calliope	Calliope Shire	NO	NO	NO	\$1.00	NO	NO	\$6.60 handling fee / \$16.50 admin fee
CLS	Cardwell	Cardwell Shire libraries - all service points	NO	NO	NO	\$2.20	NO	NO	NO
CLS	Carpentaria	Carpentaria Shire libraries - all service points	NO	NO	NO	NO	NO	only when a book is NOT returned, the price of the book is to be paid.	NO
CLS	Charters Towers	Charters Towers	YES	NO	NO	\$2 charge for each replacement card	NO	10c per item per day, applies from the second overdue NOtice.	Administration fee applies to temporary memberships - \$3 single / \$6 family
CLS	Chinchilla	Chinchilla	YES	NO	NO	NO	NO	NO	NO
CLS	Clifton	Clifton	YES	NO	NO	NO	NO	NO	\$10.00
CLS	Cloncurry	Cloncurry Shire libraries - all service points	NO	NO	NO	NO	NO	NO	NO
CLS	Cook	Cook Shire libraries - all service points	NO	NO	NO	\$3.00	NO	1.00 per item issued on 2nd overdue	NO
CLS	Crows Nest	Crows Nest Shire libraries - all service points	NO	NO	NO	NO	NO	NO	NO

Lib Type	Local Government	Library service:	EXTERNAL interlibrary loan fees passed on to users	INTERNAL ILL fee payable by users	Information/ research service fee	Membership card replacement fee	Reservation placement fee	Overdue fees	Processing/administrative fees
CLS	Croydon	Croydon	NO	NO	NO	NO	NO	NO	NO
CLS	Dalby & Wambo	Dalby Wambo Library Board - all service points	YES	NO	NO	\$3.30	\$1.00	\$1.00	NO
CLS	Diamantina	Diamantina Shire libraries - all service points	NO	NO	NO	NO	NO	NO	NO
CLS	Douglas	Mossman	NO	NO	NO	\$2.20 prior to 27/03/06 & \$3.50 after 01/03/06 for replacement card	NO	\$2.00/item up to a max. of \$10.00 after 21 days overdue	NO
CLS	Duarina	Blackwater	NO	NO	NO	\$2.00 for replacement card	NO	\$5.50 charge for being issued with a second overdue/account.	NO
		Bluff	NO	NO	NO	\$2-00	NO	NO	NO
		Dingo	Lost/damaged books as per PLS price list	NO	NO	NO	NO	NO	NO
		Duarina	Lost or damaged items as per SLQ replacement costs	NO	NO	NO	NO	NO	NO
CLS	Eacham	Eacham Shire Council - all service points	NO	NO	NO	NO	NO	NO	\$2.00 per account NOtice
CLS	Eidsvold	Eidsvold	NO	NO	NO	NO	NO	NO	NO
CLS	Emerald	Emerald Shire libraries - all service points	NO	NO	NO	\$2.00	NO	NO	NO
CLS	Esk	Esk Shire libraries - all service points	NO	NO	NO	NO	NO	NO	NO
CLS	Etheridge	Georgetown	NO	NO	NO	NO	NO	NO	NO
CLS	Flinders	Hughenden	NO	NO	NO	NO	NO	NO	NO
CLS	Gayndah	Gayndah	NO	NO	NO	NO	NO	YES - \$1.00/week	NO
CLS	Goondiwindi	Goondiwindi	NO	NO	NO	NO	NO	NO	NO
CLS	Herberton	Herberton Shire libraries - all service points	NO	NO	NO	NO	NO	NO	\$6.00 if applicable
CLS	Ilfracombe	Ilfracombe	NO	NO	NO	NO	NO	NO	NO
CLS	Inglewood	Inglewood Shire libraries - all service points	NO	NO	NO	NO	NO	NO	NO
CLS	Isis	Childers	NO	NO	NO	NO	NO	NO	NO
CLS	Isisford	Isisford	NO	NO	NO	NO	NO	NO	NO
CLS	Jericho	Jericho Shire libraries - all service points	NO	NO	NO	NO	NO	NO	NO
CLS	Jondaryan	Jondaryan	NO	NO	NO	NO	NO	NO	NO
CLS	Kilcoy	Kilcoy	NO	NO	NO	\$3.50	NO	NO	NO
CLS	Kilkivan	Kilkivan Shire libraries - all service points	NO	NO	NO	\$2.00	NO	NO	NO
CLS	Kolan	Kolan	NO	NO	NO	\$2.00	NO	NO	\$6.00 added to a/c NOtice
CLS	Laidley	Laidley	Extremely rare situation	NO	NO	NO	NO	NO	Administration fee \$5.00 for processing accounts
CLS	Longreach	Longreach	NO	NO	NO	YES	NO	NO	NO
CLS	McKinlay	Julia Creek	NO	NO	NO	NO	NO	NO	NO
		McKinlay	NO	NO	NO	NO	NO	NO	NO
CLS	Millmerran	Cecil Plains	NO	NO	NO	NO	NO	NO	NO
		Millmerran	NO	NO	NO	NO	NO	NO	NO

Lib Type	Local Government	Library service:	EXTERNAL interlibrary loan fees passed on to users	INTERNAL ILL fee payable by users	Information/ research service fee	Membership card replacement fee	Reservation placement fee	Overdue fees	Processing/administrative fees
CLS	Mirani	Mirani	NO	NO	NO	\$1.20	NO	NO	\$1.75 Administration Fee for Lost Books
CLS	Miriam Vale	Agnes Water	NO	NO	NO	NO	NO	NO	NO
		Miriam Vale	NO	NO	NO	NO	NO	NO	NO
CLS	Monto	Monto	NO	NO	NO	NO	NO	NO	\$6.00 third NOTICE and account
CLS	Mount Morgan	Mount Morgan	NO	NO	NO	NO	NO	NO	NO
CLS	Mundubbera	Mundubbera	NO	NO	NO	NO	NO	NO	NO
CLS	Murgon	Murgon	NO	NO	NO	\$5.00	NO	NO	\$11.00
CLS	Murilla	Miles	NO	NO	NO	NO	NO	NO	NO
CLS	Murweh	Augathella	NO	NO	NO	NO	NO	NO	NO
		Charleville	NO	NO	NO	\$2.20	NO	NO	NO
		Morven	NO	NO	NO	\$2.20	NO	NO	NO
		Nebine *	N/A	N/A	N/A	N/A	N/A	N/A	N/A
CLS	Nanango	Blackbutt	YES	NO	NO	NO	NO	NO	NO
		Maidenwell	N/A	N/A	N/A	N/A	N/A	N/A	N/A
		Nanango	NO	NO	NO	NO	NO	NO	NO
CLS	Nebo	Nebo	NO	NO	NO	NO	NO	NO	NO
CLS	Paroo	Cunnamulla	Only if book is lost and a cost is incurred.	NO	NO	NO	NO	If book is NOT returned they are then charged replacement costs.	NO
		Wyandra	NO	NO	NO	NO	NO	NO	NO
		Yowah	NO	NO	NO	NO	NO	NO	NO
CLS	Peak Downs	Capella	NO	NO	NO	NO	NO	NO	NO
		Tieri	NO	NO	First 6 photocopies freee 30 cents per sheet thereafter	NO	NO	Cost of replacement of item if NOT returned	\$6 if very overdue item and many phonecalls, letters sent
CLS	Perry	Perry	NO	NO	NO	NO	NO	NO	NO
CLS	Pittsworth	Pittsworth	NO	NO	NO	NO	NO	NO	NO
CLS	Quilpie	Quilpie	NO	NO	NO	NO	NO	NO	NO
CLS	Richmond	Richmond	NO	NO	NO	NO	NO	NO	NO
CLS	Roma	Roma	NO	NO	NO	NO	NO	NO	NO
CLS	Rosalie	Goombungee	NO	NO	NO	\$1.00	NO	NO	\$10.00 admin fee
		Quinalow *							
		Rosalie Mobile	NO	NO	NO	NO	NO	NO	\$10.00 Admin after items are 49 day late
		Yarraman	NO	NO	YES	\$1.00	NO	NO	\$10.00 from Council if Acct issued
CLS	Sarina	Sarina	NO	NO	Printing costs 25c per page	\$1.50	NO	NO	NO
CLS	Stanthorpe	Stanthorpe	NO	NO	NO	\$2.00	NO	Per NOTICE \$2.00	Paid for lost item \$5.00
CLS	Tambo	Tambo	NO	NO	NO	NO	NO	NO	NO
CLS	Tara	Tara Shire libraries - all service points	NO	NO	NO	NO	NO	NO	NO
		Taroom Shire libraries - all service points	NO	NO	NO	NO	NO	NO	NO
CLS	Taroom	Taroom	NO	NO	NO	NO	NO	NO	NO
CLS	Tiaro	Tiaro	NO	NO	NO	NO	NO	NO	NO
CLS	Torres	Thursday Island	\$13 Admin fee	NO	NO	NO	NO	NO	\$6.60 admin fee for lost books passed on from PLS
CLS	Warroo	Surat	NO	NO	YES	NO	NO	NO	NO
CLS	Weipa	Hibberd Weipa	NO	NO	NO	NO	NO	NO	NO

Lib Type	Local Government	Library service:	EXTERNAL interlibrary loan fees passed on to users	INTERNAL ILL fee payable by users	Information/ research service fee	Membership card replacement fee	Reservation placement fee	Overdue fees	Processing/administrative fees
CLS	Winton	Winton	NO	NO	NO	NO	NO	NO	NO
CLS	Wondai	Wondai Shire libraries - all service points							
CLS	Yarrabah	Yarrabah	NO	NO	NO	NO	NO	NO	NO

\* Data not provided

Lib Type	Local Government	Library service:	Photocopies fees	Fax transmission fee	Computer/Internet USE charges	Computer/Internet PRINTING charges	Other charges/ fees
IND	Atherton	Atherton	.20 per copy	NO	\$3 or \$5.50 / Hour for email or Non-shire internet	.20 or \$2.50 for colour	NO
IND	Banana	Banana	\$0.20 per page	\$1.00 per page	\$1.60 per half hour/ \$3.20 per hour	\$0.30 per page	
IND	Beaudesert	Beaudesert	\$0.20 A4, \$0.40 A3, or \$0.10 & \$0.20 Coin operated. Colour \$2.00 A4, \$3.00 A3 coin operated		NO	\$0.10 A4	NO
IND	Bowen	Bowen	20c page	1.10 page	\$4 hour	20c page	
IND	Brisbane	Brisbane	20c A4; 30c A3; \$1.20 colour A4		nil	20c A4	commercial use attracts various rates
IND	Bundaberg	Bundaberg	20 c per page	NO	NO	20 c per page	NO
IND	Burdekin	Burdekin	A4-20c A3-40c	NO	4.40 hour	20c per page	
IND	Caboolture	Caboolture	0.20 inc GST	NO	\$1.50 p/half hour inc GST	0.20 inc GST	
IND	Cairns	Cairns	A4 .20c, A3 .50c		\$3.80 per hour for Non members	.60c per page	Hot Speed Reads (Best Sellers) \$4, lap top dial up per hour \$3.80, cassettes \$4.70, room booking fee \$17, room booking fee for 5 consecutive bookings \$25, room hire \$23,\$12, \$17acc to category of customer,kitchen booking \$3, equipment hire for room \$12
IND	Caloundra	Caloundra	0.20 per sheet	\$6.00	\$2 per hour; \$1 for 30 mins	0.20 per sheet	
IND	Coolooloa	Coolooloa	20c per page	NO	NO	20c per page	Library Bags, Floppy Discs
IND	Gatton	Gatton	\$0.20 per page	NO	NO	\$0.20 b&w text, \$0.70 coloured text, and \$4-40 coloured images	Laminating
IND	Gladstone	Gladstone	20c A4, 40c A3	NO	NO	20c A4	
IND	Gold Coast	Gold Coast	\$0.10 per page	NO	NO	\$0.20 per page	Lost/Damaged items - sliding scale of charges/replacement costs.
IND	Hervey Bay	Hervey Bay	20c per copy	\$2.50 first page then \$1 per page (within Qld). \$3 first page then \$1 per page (within Australia).	\$1 first hour of any day then \$3 per hour for members. \$3 per hour NON-members.	20c per page (B&W), \$1 or \$2.50 for colour (determined by amount of colour on page).	Children's Activities - \$2, Word Processing - 50c / 30 mins. Laminating - \$1 - \$2.50, Binding \$3 - \$5, Book Covering & repairs - \$2.50 - \$10, Missing Barcode - \$2.50.
IND	Hinchinbrook	Hinchinbrook	YES	NO	NO	22c b/w, \$1.65 colour	\$2.00 per hour for the wordprocessor
IND	Ipswich	Ipswich	.20/pg b/w A4 .30/pg b/w A3 2.70/pg col A4 5.40/pge col A3	Sending:local \$3.20/1st pge; \$2.10/pge; ISD \$6.50/1st pge \$3.20/pge Receiving:\$3.20/1st pge;\$2.10/pge	\$2.00/half hr with 10 pges b&w; Reference access free	\$.20/pge bw see I.14	YES
IND	Johnstone	Johnstone	20c per page	NO	Internet only - \$3/hr but locals get 2 hrs/week free (except for email)	20c/page B&W ; 50c/page colour	
IND	Kingaroy	Kingaroy	20c/copy		NO	NO	Replacement cost of lost/damaged library material
IND	Livingstone	Livingstone	20c copy		NO	30c per print	Borrowing without card 50c fee
IND	Logan	Logan	20c black and white; 5c with a rechargeable card; \$2 A4 colour; \$4 A3 colour	Local - \$1 per page; Outside Brisbane \$2 for first page plus \$1 each extra page.	NO	20c black and white; \$2 A4 colour; \$4 A3 colour	NO
IND	Mackay	Mackay	20c per page A4, 40c per page for microfilm or A3 printing	NO	NON-Members only. \$3.00 per half hour. \$3.00 per half hour for internet use for members after the first hour or after first 2 hours for word processing.	20c per page	\$42 per day for meeting room - fees apply only to government agencies and NON-complying community groups
IND	Mareeba	Mareeba	20cents	NO	member \$3/hr NON-member \$3.50 1/2 hr; \$6.50/hr	50c/B&W \$3.50 colour	
IND	Maroochy	Maroochy	\$ .20 A4; \$ .40 A3	Dependent on area faxed to, \$1.00 for all received faxes per page	NO	\$ .20 A4 B&W; \$1.00 A4 Colour	Meeting Room fee of \$15/hr charged for non-charitable organisations - see also Council website under Publications list, www.maroochy.qld.gov.au
IND	Maryborough	Maryborough	10c per A4 sheet ; 20c per A3 sheet	NO	\$3.30 per hour Internet use ; NO computer use charge	20c per page for A4 colour printing	\$11.00 per hour seminar room hire
IND	Mount Isa	Mount Isa	20c - A4, 40c - A3		Only charge visitors (\$6/hour)	30c b/w, 60c colour	
IND	Noosa	Noosa	\$0.20 per page black & white; \$2.50 per page colour	NO	NO	\$0.20 per page black & white; \$2.50 per page colour	NO
IND	Pine Rivers	Pine Rivers	Photocopiers replaced by multifunction machines. Items for copying scanned and printed. Charges as for 1.15 PRINTING.	NO	2.00 per 30 mins Internet access	B/W - A4 10c; A3 20c. Colour - A4 .30c.	NO
IND	Redcliffe	Redcliffe	B&W A4 .20c, A3 .40c. Colour A4 \$2.00, A3 \$4.00		\$4.00 per hour	B&W A4 .20c	Reproduction of Local History photgraphs
IND	Redland	Redland	20c page BW from Information/\$2.20 page colour	NO	\$2.00 per half hour	20c page BW/\$2.20 page colour	lost or damaged book processing fee \$5.70-
IND	Rockhampton	Rockhampton	A4 B & W 20 cents, A3 B & W 40 cents, A4 colour \$4, A3 colour \$8.	\$1.60 first page, \$1.20 each page thereafter	NO	A4 B & W 20 cents, A4 colour 40 cents	Special collections research \$45.50 per hr after free period
IND	Thuringowa	Thuringowa	B&W A4- .20c A3- .40c Colour A4 - \$15.0 A3 - \$2.00	NO	NO	.05c per sheet of paper	

Lib Type	Local Government	Library service:	Photocopies fees	Fax transmission fee	Computer/Internet USE charges	Computer/Internet PRINTING charges	Other charges/ fees
IND	Toowoomba	Toowoomba	20 cents A4 black & white, \$2 Colour A4		NO	20 cents A4 black & white, \$1 Colour A4	scanning \$2.20
IND	Townsville	Townsville	.10c per A4 page	NO	NO	.10c per page printed	
IND	Warwick	Warwick	.20c per page	\$2.10 per page	\$1.40 per 15 mins	.20c per page	Lost items - cost
IND	Whitsunday	Whitsunday	20c B/W \$2.00 colA4 \$3.00col A3	NO	\$2.75 per half hour	20cents B/W 50cents Color	YES
CLS	Aramac	Aramac Shire libraries - all service points	\$0.20pp black \$0.50pp colour	\$2.00 per fax (Muttaborra only)	NO	\$0.20pp black \$0.50pp colour	
CLS	Balonne	Balonne Shire libraries - all service points	40c per copy A4, 55c per copy A3	NO	1/4 hour - \$1.65, 1/2 hr \$2.20, 1hr - \$4.40	20c per copy	NO
CLS	Barcardine	Barcardine	35c x A4 \$1.20 colour page	\$1/page	\$3/hour	30c/page	Lost books/cost
CLS	Barcoo	Jundah	.20c per page	\$2.00 per Fax	NO	.20c per page	NO
		Windorah	YES	YES	NO	YES	YES
CLS	Bauhinia	Bauhinia Shire libraries - all service points	.20 A4 .35 A3	receiving \$1 first page, .50 each additional. Sending 1st page local \$2 STD \$3 international \$10 additional pages \$1 per page	Computer free, Internet \$2.50per hour NON member, \$1 per hour members	.20 black page, \$1 colour page	
CLS	Belyando	Clermont	20C SHEET A4, 40C SHEET A3,STUDEDNTS 1/2 PRICE. COLOUR RANGES FROM 50C TO \$4. FULL PAGE BEST COLOUR	NO	\$2 PER HOUR OR PART OF AN HOUR	20C SHEET, STUDENTS 10C SHEET, COLOUR RANGES FROM 50C TO \$4. FULL PAGE BEST COLOUR	NO
		Moranbah	20 CENT PER A4 PAGE 50 CENTS PER a3 PAGE	\$3.30 1ST PAGE \$1.10 ALL FOLLOWING PAGES	\$2.00 PER HOUR OR PART THEREOF	20 CENTS PER A4 B&W PAGE. 50C-\$1.50 FOR COLOUR DEPENDING ON QUANTITY OF COLOUR	LAMINATING \$2.00 PER A4 PAGE \$3.00 PER A3 PAGE
CLS	Bendemere	Bendemere Shire libraries - all service points	NO	\$1.00	\$4.00	\$0.20	\$2.50
CLS	Biggenden	Biggenden	YES	N/A	\$6.00/hour	\$0.50/page	
CLS	Blackall	Blackall	.33c each	NO	\$2.20/half hour usage	.55c B&W or \$2.20/Colour	
CLS	Boonah	Boonah	40c A4/70c A3	NO	\$3 per 1/2 hour / \$5 per hour	40c per sheet	NO
CLS	Booringa	Booringa Shire libraries - all service points	YES	YES	YES	YES	NO
CLS	Boulia	Boulia	YES	YES	YES	YES	YES
CLS	Broadsound	Broadsound Shire libraries - all service points	\$0.40 Black \$0.70 Colour per page	\$2 per page	\$1.65 per hour	\$0.40 Black \$0.70 Colour per page	
CLS	Bulloo	Thargomindah	\$0.20/A4 & \$0.40/A3	NO	\$2.50/half hour & \$4.00/hour	Colour \$1.00/page & b&w \$0.50/page	YES
CLS	Bungil	Injune	A4 B&W 20c/Colour \$2, 1/4Pg Colour 3/4 B&W 50c, 1/2 Colour/B&W \$1	First Page \$1.10 Pages thereafter 55c	Library Memb. \$2.20, NON Lib Memb \$3.30 per 1/2 hour	A4 B&W 20c/Colour \$2, 1/4Pg Colour 3/4 B&W 50c, 1/2 Colour/B&W \$1	Laminating-Bus Card size \$1.10 A4 \$3.30, A3 \$10
CLS	Burke	Burke	NO	NO	\$1.10 per 20 minutes	NO	NO
CLS	Calliope	Calliope Shire	A4 - \$0.25, A3 - \$0.50	\$1.00	NO	\$0.25	
CLS	Cardwell	Cardwell Shire libraries - all service points	35c/page	\$1.10 per page (\$11 per page overseas)	\$4.70 per hour	30c b&w 55c color	\$2.20 floppy disk
CLS	Carpentaria	Carpentaria Shire libraries - all service points	30cents B&W, 50 cents for Colour copy	NO	\$1-15 min / \$2-30min / \$3 an hour	same as photo copies	lost books
CLS	Charters Towers	Charters Towers	A4 sheet 35c; double-sided 45c; A3 sheet 55c; double-sided 65c	NO	Internet access \$2.50 per 1/2 hour; \$5 per hour. Word processing free.	Text only - B&W 35c; Colour 55c. Text + up to 2 x 1" graphics - B&W 55c; Colour 75c. Graphics - B&W \$1.00; colour \$1.30.	NO
CLS	Chinchilla	Chinchilla	20c A4; 40c A3	\$1pp Aust; \$3pp O/S	NO	20c B&W 50c COLOUR	
CLS	Clifton	Clifton	10c.	NO	NO	10c.	
CLS	Cloncurry	Cloncurry Shire libraries - all service points	\$0.30/A4 sheet	\$4.40 first page, \$1.10 per page	\$2.00/half hour internet only	\$0.30/A4 sheet	Laminating
CLS	Cook	Cook Shire libraries - all service points	22c perA4copy, 44c per A3 copy - incl GST	NO	4.40 per hour	22c per copy	
CLS	Crows Nest	Crows Nest Shire libraries - all service points	\$0.30	\$2.20	NO	\$0.30	laminating \$1.00

Lib Type	Local Government	Library service:	Photocopies fees	Fax transmission fee	Computer/Internet USE charges	Computer/Internet PRINTING charges	Other charges/ fees
CLS	Croydon	Croydon	NO	NO	NO	NO	NO
		Dalby Wambo					
CLS	Dalby & Wambo	Library Board - all service points	\$0.20bw/\$1.001/2colour	\$0.50	NO	\$0.20bw/\$1.001/2colour	Lost or damaged book fees
CLS	Diamantina	Diamantina Shire libraries - all service points	\$0.25 per sheet	\$5.70	\$8.00 per hour	NO	NO
CLS	Douglas	Mossman	\$0.20 / A4 sheet; \$0.40 for A3; \$3.30 A4 colour	NO	\$2.20/hr member; \$2.20/half hour visitor	\$0.55/page	NO
CLS	Duarina	Blackwater	A4 0.20 cents a page, A3 0.40 Cents per page. A4 Colour \$1.00 per page.	\$3.00 per fax ( NOT per page.)	\$1.50 per hour or part thereof for Internet only.	0.20 cents per page black and white printing, \$1.00 per page colour printing.	\$3.00 Laminating
		Bluff	20cents per page (black) \$2-00 per page colour	\$3-00	\$1.50 per hour or part thereof	20 cents per page (black) \$1-00 per colour page	NO
		Dingo	.20c/page b/w, \$1.00/page colour, \$2.00/page full colour	\$3/page	\$1.50/hr or part thereof	.20c/page b/w, \$1.00/page colour, \$2.00/page full colour	
		Duarina	.20c b/w, \$1.00 colour, \$2.00 full colour page	\$3.00 per page	\$1.50 per hour or part thereof	.20c per page, \$1.00 colour, \$2.00 full colour page	Laminating \$1.00 per sheet
CLS	Eacham	Eacham Shire Council - all service points	A4 - .20c; A3 - .40c	NO	\$2.50 per 30 mins	B&W - .20c; Colour - .50c	Colour Photocopying \$1.50
CLS	Eidsvold	Eidsvold	.35c/page	\$2.75 + .55c/page	.55c/half hour	.35c/page	Laminating \$1.10/page - Disks \$1.10
CLS	Emerald	Emerald Shire libraries - all service points	\$0.20 page	\$3.00 1st page \$1.00 subsequent pages	\$2.00 PER HALF HOUR OR PART THEREOF	\$0.20 per page	
CLS	Esk	Esk Shire libraries - all service points	\$1.10 FOR MULTIPLES OF 5; \$2.20 FOR COLOUR	\$5.50/page	\$1.10 PER 1/2 HOUR	\$1.10 FOR MULTIPLES OF 5; \$2.20 FOR COLOUR	\$2.20/Floppy disc
CLS	Etheridge	Georgetown	\$0.50 then on a sliding scale	\$2.40 first page then \$0.90 per page incoming \$1.00 per page	Locals \$1.00 per 30mins Tourists \$2.00 per 30mins NO chare is made typing documents	\$0.25 black and white \$0.50 colour per page	Laminating A4 \$3.00 A3 \$4.00 per page
CLS	Flinders	Hughenden	.25cblk / .45c colour	1.00 per page	3.00 per hour	.45c	Laminating -.50c/1.00 / 1.50
CLS	Gayndah	Gayndah	YES	NO	\$1.30 / 15mins	\$0.25 black & white / \$1.25 colour copy	NO
CLS	Goondiwindi	Goondiwindi	20c per page	NO	\$1.10 per 15 minutes	25c per page	NO
CLS	Herberton	Herberton Shire libraries - all service points	NO	NO	\$1.75 per half hour \$2.60 per hour	B/W 30 cents Colour 70 cents	NO
CLS	Ilfracombe	Ilfracombe	20c per copy	\$1.00 per fax	\$2.00 per 1/2 hour	20c per copy	40c per color copy
CLS	Inglewood	Inglewood Shire libraries - all service points	YES	YES	YES	YES	
CLS	Isis	Childers	20cent/page	NO	NO	20 cent/page	NO
CLS	Isisford	Isisford	50c colour 20c black & white	1st page \$2.00 additional 50c	\$3.30 per half hour	50c colour 20c black & white	
CLS	Jericho	Jericho Shire libraries - all service points	NO	NO	\$5.50 per hour or part thereof	22c per b/w page 44c col	\$1.10 floppy disk/CD
CLS	Jondaryan	Jondaryan	NO	NO	NO	NO	NO
CLS	Kilcoy	Kilcoy	\$0.20	NO	\$2.00	\$0.20	YES
CLS	Kilkivan	Kilkivan Shire libraries - all service points	\$0.50 for B&W, \$2.00 for Colour	NO	Free for 1 hr, \$10/hr thereafter	Same as photocopying	NO
CLS	Kolan	Kolan	\$2.00 full colour copy 50c colour border 20c b/w	NO	NO	\$2.00 full colour copy 50c colour border 20c b/w	NO
CLS	Laidley	Laidley	Black A4- 20c; A3- 30c; Colour B5- \$1.20; A4- \$2.40	\$0.00	NO	Black - 25c; Colour 60c	
CLS	Longreach	Longreach	0.45 per item	NO	\$1.00 per 1/2 hour Library Users \$2.00per 1/2 hour NOn local pensioners & Students \$3.00 per 1/2 hour Other	\$0.45	\$8.00 for Scanner Printout
CLS	McKinlay	Julia Creek	\$0.30	\$1.00 per page	\$6.00 per Hr, \$3.50 - 30mins \$2.50 - 15mins	\$0.20	
		McKinlay	\$0.30	NO	\$2.50 15 mins, \$3.50 - 30 mins \$6 1hr	\$0.20	
CLS	Millmerran	Cecil Plains	YES	NO	YES	YES	
		Millmerran	Black A4 25c; A3 40c, Colour fullpage \$2, Colour on photo paper \$3.50. Schoolwork Free (Black only)	NO	10 mins \$1; 20 mins \$2; 30 mins \$2.50; 1 hour \$5; school research Free	Black A4 20c; Colour 50c; Schoolwork Free (black only)	

Lib Type	Local Government	Library service:	Photocopies fees	Fax transmission fee	Computer/Internet USE charges	Computer/Internet PRINTING charges	Other charges/ fees
CLS	Mirani	Mirani	A4-.25c B & W;A4-.35c B & W Back to Back;A3-.50c B & W;A3-.60c B & W Back to Back;A4-\$1.00-4.00 Colour.	NO	YES	A4-.25c B & W; A4-\$1.00-\$4.00 Colour.	
CLS	Miriam Vale	Agnes Water	40c B&W; \$1.50 Colour	\$2.50 first page; 70c following pages	\$4.00 per 30 mins internet only charge, computers for free	40c B&W; \$1.50 Colour	
		Miriam Vale	B/w - A4 - 40c, A3 - 60; Colour\$1.50	\$2.50 first page, 70c following page	Int - \$4.00 per 1/2 hour, word processing free	B&W 40c, Colour \$1.50	Floppy - \$1.50; CD - \$2.00
CLS	Monto	Monto	20c A4 30c A3	NO	\$2.00 hr. \$1.50 1/2 hr	20c A4	
CLS	Mount Morgan	Mount Morgan	.30A4; .50A3		Internet \$2.50/hr	30c per page	
CLS	Mundubbera	Mundubbera	20c/page self service	NO	\$2.50/half hour for internet/word processing is free	20c/page for black and white/ \$2.00/page for colour	NO
CLS	Murgon	Murgon	\$0.25 per page	NO	NO	\$0.25 per page	NO
CLS	Murilla	Miles	YES	YES	NO	YES	YES
CLS	Murweh	Augathella	30c	NO	6:00 hour	30c b/w 1:00 colour	NO
		Charleville	\$0.30	NO	\$6.00 per hour \$4per per half hour \$3per quarter	\$0.30	
		Morven		NO	\$6.00 per hour, \$4.00 per half hour, \$3 per quarter		
		Nebine *	N/A	N/A	N/A	N/A	N/A
CLS	Nanango	Blackbutt	45c per page, 10c per page for community organisations & school assignments	\$2.20 first page, \$1.10 each subsequent page	First Hour free then \$1.00 per 1/2 hour, maximum two hours per day	45c per page, 10c per page for community organisations & school assignments	
		Maidenwell	N/A	N/A	N/A	N/A	N/A
		Nanango	20c per copy	NO	First hour free, \$1 per extra half hour up to two hours total.	20c per page b&w, 50c per page colour	NO
CLS	Nebo	Nebo	B/W 50c & col 80c	\$1.15 a minute	\$3.00 an hour	B/W 50c & col 80c	
CLS	Paroo	Cunnamulla	\$0.55c	\$2.75 first page and \$0.55 for extra page.	\$3.00/ hour	\$0.55 per page	NO
		Wyandra	\$0.55	\$2.75 first page \$0.55 every page after	\$3.00 / hour	\$0.55	
		Yowah	\$0.55 black&white; \$0.80 colour	\$2.75 first page 55 cents other pages	internet \$1.50 for half hour; computer \$2.50 bfor hour	55 cents b&w; 80 cents colour	NO
CLS	Peak Downs	Capella	\$0.30 per copy	\$2.20 per page	\$3.30 per hour	\$0.30 per page	YES
		Tieri	30 cents per sheet, 5 cents on own paper + gst over \$1	\$2.00	1 hr free per week if a borrower. \$3.30 per hr thereafter or for NOh borrowers	First 6 black & white free. 30 cents thereafter. Colour 80 cents per sheet.	NO
CLS	Perry	Perry	\$0.15 PER PAGE	\$2.00 PER PAGE	NO	\$1.00 PER PAGE	NO
CLS	Pittsworth	Pittsworth	20c	NO	\$4 / hr	10c / page	NO
CLS	Quilpie	Quilpie	NO	\$3.00	3.00 per 1/2 hour	30c per pages black	NO
					Students first 1/2 hour free then \$0.60 per 30 minutes. All other users 15 minutes \$2.50, 30 minutes \$3.50, 1 hour \$6.00 then \$1.50 per 15 minutes thereafter.		
CLS	Richmond	Richmond	Black \$0.70 and Colour \$1.70	NO		Black \$0.70 and Colour \$1.70	NO
CLS	Roma	Roma	10 cents per page	40 cents	\$1.70 for half-hour, \$3.40 for hour	10 cents per page	Laminating-50 cents per page
CLS	Rosalie	Goombungee	20c per page	NO	75c per half hour	20c per page	NO
		Quinalow *					
		Rosalie Mobile	\$0.20	\$0.40	NO	\$0.20 for black and white, \$3.00 per A4 colour sheet	
		Yarraman	.20c - B/W .50c Colour	NO	.75c/ 1/2 hr	.20c - B/W .50c Colour	NO
CLS	Sarina	Sarina	25c per A4, 45c per A3	\$1 page local, \$2 page std	\$2 per half hour	25c per page	Laminating, \$1.00 Id, \$2.00 A4, \$3.50 A3,Library Bags \$4
CLS	Stanthorpe	Stanthorpe	A4 \$0.20, A3 \$0.40, Colour \$3.00		Per half hour \$2.50	A4 \$0.20, A3 \$0.40, Colour \$3.00	
CLS	Tambo	Tambo	0.30 per page	\$2.00 up to ten pages	\$3.00 per hour for Internet NO charge for computer	0.30 per page 0.40 colour	
CLS	Tara	Tara Shire libraries - all service points	NO	NO	NO	NO	NO
		Taroom Shire libraries - all service points	NO	NO	YES	NO	NO
CLS	Tiaro	Tiaro	\$0.20 A4 b&w, \$0.30 A3 b&w	NO	NO	\$0.20 A4 b&w, \$0.30 A\$ col	NO
CLS	Torres	Thursday Island	\$0.55c per page	NO	\$2.50 per 15mins	\$0.55c per page	\$5 Library Bag
CLS	Warroo	Surat	A4 single sheet 25c/copy; A4 over 10 sheets 20c/copy; A4 over 50 sheets 15c/copy;A4 over 100 sheets 10/copy;A3 40c/copy	.55c per page	\$1.65 up to 1/2 hour; \$3.30 over 1/2 hour up to 1 hour	first 6 pages included in fee, .50c per 6 pages thereafter	
CLS	Weipa	Hibberd Weipa	YES	NO	YES	YES	NO

Lib Type	Local Government	Library service:	Photocopies fees	Fax transmission fee	Computer/Internet USE charges	Computer/Internet PRINTING charges	Other charges/ fees
CLS	Winton	Winton Wondai Shire	A4 .20c, A3 .30c		Internet \$1.50 per .5 hour	Black .20c, Colour \$2.00	
CLS	Wondai	libraries - all service points					
CLS	Yarrabah	Yarrabah	NO	NO	NO	NO	NO

\* Data not provided

Lib Type	Local Government	Library service:	Non refundable FEE for ALL non resident memberships	Refundable DEPOSIT for ALL non resident memberships	Refundable DEPOSIT for SOME non resident memberships (eg temporary non-residents, non-residents not on Electoral roll)	Refundable DEPOSIT for SOME resident memberships (eg temporary residents, residents not on Electoral roll)
IND	Atherton	Atherton	NO	NO	NO	\$50.00
IND	Banana	Banana	NO	\$30.00	NO	NO
IND	Beaudesert	Beaudesert	NO	NO	\$30.00 Temporary NOn-residents	\$30.00 Temporary residents
IND	Bowen	Bowen	NO	\$50.00	NO	NO
IND	Brisbane	Brisbane	NO	NO	NO	NO
IND	Bundaberg	Bundaberg	\$33.00 per borrower	NO	NO	\$30.00 Annual membership
IND	Burdekin	Burdekin	NO	NO	NO	NO
IND	Caboolture	Caboolture	\$22.00 inc GST	NO	NO	NO
IND	Cairns	Cairns	\$20.00	NO	NO	NO
IND	Caloundra	Caloundra	NO	NO	NO	NO
IND	Cooloola	Cooloola	NO	NO	NO	NO
IND	Gatton	Gatton	NO	NO	\$25-00 for 1 item; \$50-00 for 2 items	\$25-00 for 1 item; \$50-00 for 2 items
IND	Gladstone	Gladstone	NO	Non-residents who pay Gladstone rates do No pay deposit. Others pay \$25 individual, \$40 family.	People who are neither Gladstone rate-payers NOr pension card holders pay refundable deposit: \$25 individual, \$40 family	As for 1.3
IND	Gold Coast	Gold Coast	NO	NO	NO	NO
IND	Hervey Bay	Hervey Bay	\$20 - Stays active if used within previous 24 months	NO	NO	NO
IND	Hinchinbrook	Hinchinbrook	NO	NO	NO	NO
IND	Ipswich	Ipswich	NO	NO	NO	NO
IND	Johnstone	Johnstone	NO	\$20 each for temporary residents	NO	\$20 each for temporary residents
IND	Kingaroy	Kingaroy	NO	NO	NO	NO
IND	Livingstone	Livingstone	NO	NO	\$30 deposit; 6 item limit; temporary visitors	\$30 deposit; 6 item limit; residents NOT on electoral roll or NOT eligible to vote (ie NOT Australian citizens)
IND	Logan	Logan	NO	NO	\$15 for temporary residents	NO
IND	Mackay	Mackay	NO	NO	\$25 deposit except for reciprocal borrowers	\$25 deposit for temporary NOn-members
IND	Mareeba	Mareeba	NO	\$50.00	\$50.00	\$50.00
IND	Maroochy	Maroochy	NO	NO	NO	NO
IND	Maryborough	Maryborough	NO	NO	\$30.00 refundable deposit for temporarymembers who are NOn-resident ie visitors	NO
IND	Mount Isa	Mount Isa	NO	NO	NO	NO
IND	Noosa	Noosa	NO	NO	NO	NO
IND	Pine Rivers	Pine Rivers	NO	NO	Refundable deposit is for temporary residents/visitors and those who reside beyond the immediate local government boundaries of Brisbane, Caboolture and Redcliffe	NO
IND	Redcliffe	Redcliffe	NO	NO	\$60.00	\$60.00
IND	Redland	Redland	NO	NO	NO	NO
IND	Rockhampton	Rockhampton	Individual \$52.00, Family \$77.50	NO	NO	\$36.00
IND	Thuringowa	Thuringowa	NO	NO	temp. NOn-residents, NOn-refundable	NO
IND	Toowoomba	Toowoomba	Country membership \$40 per family per year	NO	Vistors \$50 to join, \$25 refunded	NO
IND	Townsville	Townsville	NO	\$30 per adult/ \$20 per child	NO	NO
IND	Warwick	Warwick	\$21.00	NO	NO	\$21.00
IND	Whitsunday	Whitsunday	NO	YES	YES	YES
CLS	Aramac	Aramac Shire libraries - all service points	NO	NO	NO	NO
CLS	Balonne	Balonne Shire libraries - all service points	NO	\$30 refundable deposit	YES	YES

Lib Type	Local Government	Library service:	Non refundable FEE for ALL non resident memberships	Refundable DEPOSIT for ALL non resident memberships	Refundable DEPOSIT for SOME non resident memberships (eg temporary non-residents, non-residents not on Electoral roll)	Refundable DEPOSIT for SOME resident memberships (eg temporary residents, residents not on Electoral roll)
CLS	Barcaldine	Barcaldine	NO	NO	NO	\$120.00
CLS	Barcoo	Barcoo Shire libraries - all service points	NO	NO	NO	NO
CLS	Bauhinia	Bauhinia Shire libraries - all service points	NO	NO	\$40 temporary residents	NO
CLS	Belyando	Belyando Shire libraries - all service points	NO	\$10.00	NO	NO
CLS	Bendemere	Bendemere Shire libraries - all service points	NO	NO	NO	NO
CLS	Biggenden	Biggenden	NO	NO	NO	NO
CLS	Blackall	Blackall	NO	\$30.00	\$30.00	\$30.00
CLS	Boonah	Boonah	NO	\$25.00 refundable deposit	\$25.00 refundable deposit	NO
CLS	Booringa	Booringa Shire libraries - all service points	NO	YES	NO	NO
CLS	Boulia	Boulia	NO	NO	NO	NO
CLS	Broadsound	Carmila	NO	NO	NO	NO
		Dysart	NO	\$20.00	\$20.00	\$20.00
		Middlemount	NO	NO	Residents that have NOT resided in the Shire for a period of 3mths and do NOT appear on the electoral roll	Residents that have NOT resided in the Shire for a period of 3mths and do NOT appear on the electoral roll
		St Lawrence	NO	\$20.00	NO	NO
CLS	Bulloo	Thargomindah	NO	NO	NO	NO
CLS	Bungil	Injune	NO	NO Fee	NO	NO
CLS	Burke	Burke	NO	NO	NO	NO
CLS	Calliope	Calliope Shire libraries - all service points	NO	\$40.00	\$40.00	\$40.00
CLS	Cardwell	Cardwell Shire libraries - all service points	NO	\$40 refundable deposit	NO	NO
CLS	Carpentaria	Carpentaria Shire libraries - all service points	all \$30 deposits refundable, unless book NOT returned	all deposits refunded, unless item NOT returned	NO	NO
CLS	Charters Towers	Charters Towers	NO	Single refundable deposit \$32 + Administration fee of \$3 (NO-refundable) Family refundable deposit \$53 + Administration fee of \$6 (NON-refundable)	NO	NO
CLS	Chinchilla	Chinchilla	NO	NO	\$20.00	\$20.00
CLS	Clifton	Clifton	NO	\$25.00	\$25.00	\$25.00
CLS	Cloncurry	Cloncurry Shire libraries - all service points	NO	\$50 deposit	NO	NO
CLS	Cook	Cook Shire libraries - all service points	NO	\$55.00	NO	NO

Lib Type	Local Government	Library service:	Non refundable FEE for ALL non resident memberships	Refundable DEPOSIT for ALL non resident memberships	Refundable DEPOSIT for SOME non resident memberships (eg temporary non-residents, non-residents not on Electoral roll)	Refundable DEPOSIT for SOME resident memberships (eg temporary residents, residents not on Electoral roll)
CLS	Crows Nest	Crows Nest Shire libraries - all service points	NO	NO	NO	NO
CLS	Croydon	Croydon	NO	NO	NO	NO
CLS	Dalby & Wambo	Dalby Wambo Library Board - all service points	NO	NO	Refundable security deposit temporary residents	NO
CLS	Diamantina	Diamantina Shire libraries - all service points	NO	NO	NO	NO
CLS	Douglas	Mossman	NO	NO	Temporary residents charged \$22 Non-refundable fee	NO
CLS	Duaringa	Duaringa Shire libraries - all service points	NO	\$40-00 Non-resident fee refundable upon cancelling membership.	NO	Membership free to ratepayers otherwise \$40-00 refundable fee
CLS	Eacham	Eacham Shire libraries - all service points	NO	\$50.00	NO	NO
CLS	Eidsvold	Eidsvold	NO	\$50.00	\$50.00	\$50.00
CLS	Emerald	Emerald Shire libraries - all service points	NO	\$40.00	NO	NO
CLS	Esk	Esk Shire libraries - all service points	NO	NO	NO	NO
CLS	Etheridge	Georgetown	NO	YES	\$33.00	NO
CLS	Flinders	Hughenden	NO	30.00 when last book is returned	NO	NO
CLS	Gayndah	Gayndah	NO	NO	YES - \$37.00	NO
CLS	Goondiwindi	Goondiwindi	NO	NO	\$20.00	\$20.00
CLS	Herberton	Herberton Shire libraries - all service points	NO	\$50.00	\$50.00	\$50.00
CLS	Ilfracombe	Ilfracombe	NO	NO	NO	NO
CLS	Inglewood	Inglewood Shire libraries - all service points	NO	NO	NO	NO
CLS	Isis	Childers	NO	NO	YES	\$30.00
CLS	Isisford	Isisford	NO	NO	NO	NO
CLS	Jericho	Jericho Shire libraries - all service points				
CLS	Jondaryan	Jondaryan	NO	NO	NO	NO
CLS	Kilcoy	Kilcoy	NO	\$80.00	NO	\$80.00
CLS	Kilkivan	Kilkivan Shire libraries - all service points	NO	NO	NO	NO
CLS	Kolan	Kolan	NO	NO	NO	NO
CLS	Laidley	Laidley	NO	NO	NO	Single membership fee - \$36.00 ; Family fee - \$48.00
CLS	Longreach	Longreach	\$37.00 individual	\$47.50 family	\$37.00	\$37.00
CLS	McKinlay	McKinlay Shire libraries - all service points	NO	NO	NO	NO

Lib Type	Local Government	Library service:	Non refundable FEE for ALL non resident memberships	Refundable DEPOSIT for ALL non resident memberships	Refundable DEPOSIT for SOME non resident memberships (eg temporary non-residents, non-residents not on Electoral roll)	Refundable DEPOSIT for SOME resident memberships (eg temporary residents, residents not on Electoral roll)
CLS	Millmerran	Millmerran Shire libraries - all service points	NO	NO	NO	NO
CLS	Mirani	Mirani	NO	NO	NO	NO
CLS	Miriam Vale	Agnes Water	NO	NO	NO	\$55.00
		Miriam Vale	NO	YES	NO	NO
CLS	Monto	Monto	NO	NO	\$30.00 deposit for temp NOn-residents	\$30.00 deposit residents NOT on electoral roll or a rate payer
CLS	Mount Morgan	Mount Morgan	NO	NO	NO	NO
CLS	Mundubbera	Mundubbera	NO	\$50.00 (3 item limit)	NO	NO
CLS	Murgon	Murgon	NO	NO	\$50.00	NO
CLS	Murilla	Miles	NO	YES	NO	YES
CLS	Murweh	Murweh Shire libraries - all service points	NO	NO	NO	NO
CLS	Nanango	Nanango Shire libraries - all service points	NO	NO	NO	NO
CLS	Nebo	Nebo	NO	NO	NO	NO
CLS	Paroo	Cunnamulla	NO	\$30.00 membership refundable after 12 months of membership.	NO	NO
		Wyandra	NO	NO	NO	NO
		Yowah	NO	\$30.00	NO	NO
CLS	Peak Downs	Capella	NO	\$20.00	NO	NO
		Tieri	NO	NO	NO	NO
CLS	Perry	Perry	NO	NO	NO	NO
CLS	Pittsworth	Pittsworth	NO	NO	NO	NO
CLS	Quilpie	Quilpie	NO	NO	NO	NO
CLS	Richmond	Richmond	NO	NO	NO	NO
CLS	Roma	Roma	\$30 fee for non ratepayers or those not on electoral roll	NO	NO	NO
CLS	Rosalie	Goombungee	NO	NO	NO	NO
		Quinalow *				
		Rosalie Mobile	NO	NO	NO	NO
		Yarraman	NO	NO	NO	NO
CLS	Sarina	Sarina	NO	\$22.00	\$22.00	\$22.00
CLS	Stanthorpe	Stanthorpe	NO	NO	NO	\$40.00
CLS	Tambo	Tambo	NO	NO	NO	NO
CLS	Tara	Tara Shire libraries - all service points	NO	NO	NO	NO
CLS	Taroom	Taroom Shire libraries - all service points	NO	NO	NO	NO
CLS	Tiaro	Tiaro	NO	NO	NO	NO
CLS	Torres	Thursday Island	NO	NO	\$50 deposit required for temporary residents	NO
CLS	Warroo	Surat	NO	NO	NO	NO
CLS	Weipa	Hibberd Weipa	NO	NO	NO	NO
CLS	Winton	Winton	NO	NO	\$50.00	\$50.00

Lib Type	Local Government	Library service:	Non refundable FEE for ALL non resident memberships	Refundable DEPOSIT for ALL non resident memberships	Refundable DEPOSIT for SOME non resident memberships (eg temporary non-residents, non-residents not on Electoral roll)	Refundable DEPOSIT for SOME resident memberships (eg temporary residents, residents not on Electoral roll)
CLS	Wondai	Wondai Shire libraries - all service points	NO	NO	NO	NO
CLS	Yarrabah	Yarrabah	NO	NO	NO	NO

\* Data not provided

Lib Type	Library Name:	Pop.	Local Govt Area sq.km.	Pop. Per sp. Km.	No Lib.	Opening Hours/week	Public Access Space m <sup>2</sup>	Mobiles			Shared Council Facilities	Multi Use Facilities	Meeting Rooms	Meeting Room Fees
								No.	No. Stops	Operat. Hours				
IND	<b>Atherton</b>	10,994	623	18	1	-	-	-	-	-	-	-	-	-
	Atherton	-	-	-	-	40:00	526.00	-	-	-	-	-	YES	YES
IND	<b>Banana</b>	14,266	15,755	1	3	-	-	1	8	23:00	-	-	-	-
	Banana	-	-	-	-	43:15	-	-	-	-	-	-	NO	NO
	Moura	-	-	-	-	13:00	-	-	-	-	-	-	NO	NO
	Theodore	-	-	-	-	7:00	-	-	-	-	-	-	NO	NO
IND	<b>Beaudesert</b>	59,393	2,854	21	6	-	-	-	-	-	-	-	-	-
	Beaudesert	-	-	-	-	45:30	462.00	-	-	-	NO	NO	NO	-
	Canungra	-	-	-	-	16:30	80.00	-	-	-	NO	NO	NO	-
	Greenbank	-	-	-	-	18:00	126.00	-	-	-	NO	NO	NO	-
	Jimboomba	-	-	-	-	45:30	521.00	-	-	-	YES	NO	NO	-
	Logan	-	-	-	-	16:30	82.00	-	-	-	NO	NO	NO	-
	Tamborine Mountain	-	-	-	-	45:30	330.00	-	-	-	YES	NO	NO	-
IND	<b>Bowen</b>	12,566	21,177	1	2	-	-	-	-	-	-	-	-	-
	Bowen	-	-	-	-	39:00	255.00	-	-	-	-	-	NO	-
	Collinsville	-	-	-	-	40:00	140.00	-	-	-	YES	-	-	-
IND	<b>Brisbane</b>	957,010	1,327	721	32	-	-	1	10	25:15	-	-	-	-
	City	-	-	-	-	55:00	2,264.00	-	-	-	-	-	YES	YES
	Annerley	-	-	-	-	25:00	302.00	-	-	-	-	-	-	-
	Ashgrove	-	-	-	-	49:00	518.00	-	-	-	-	-	YES	YES
	Banyo	-	-	-	-	29:00	580.00	-	-	-	-	-	-	-
	Bracken Ridge	-	-	-	-	41:00	516.00	-	-	-	-	-	YES	YES
	Bulimba	-	-	-	-	36:00	405.00	-	-	-	-	-	YES	YES
	Carina	-	-	-	-	27:00	347.00	-	-	-	-	-	-	-
	Carindale	-	-	-	-	57:00	1,560.00	-	-	-	-	-	YES	YES
	Chermside	-	-	-	-	55:00	2,000.00	-	-	-	YES	-	YES	YES
	Coopers Plains	-	-	-	-	35:00	668.00	-	-	-	-	-	YES	YES
	Corinda	-	-	-	-	31:00	226.00	-	-	-	-	-	-	-
	Everton Park	-	-	-	-	32:00	454.00	-	-	-	-	-	-	-
	Fairfield	-	-	-	-	38:00	488.00	-	-	-	-	-	-	-
	Garden City	-	-	-	-	51:00	1,500.00	-	-	-	YES	-	YES	YES
	Grange	-	-	-	-	35:00	592.00	-	-	-	-	-	YES	YES
	Hamilton	-	-	-	-	30:00	400.00	-	-	-	-	-	-	-
	Holland Park	-	-	-	-	32:00	572.00	-	-	-	-	-	YES	YES
	Inala	-	-	-	-	51:00	846.00	-	-	-	YES	-	-	-
	Indooroopilly	-	-	-	-	61:00	1,500.00	-	-	-	YES	-	YES	YES
	Mitchelton	-	-	-	-	32:00	535.00	-	-	-	-	-	YES	YES
	Mt Coot-tha	-	-	-	-	38:00	140.00	-	-	-	-	-	-	-
	Mt Gravatt	-	-	-	-	37:00	285.00	-	-	-	-	-	-	-
	Mt Ommaney	-	-	-	-	44:00	1,000.00	-	-	-	-	-	YES	YES
	New Farm	-	-	-	-	35:00	372.00	-	-	-	-	-	YES	YES
	Nundah	-	-	-	-	32:00	334.00	-	-	-	-	-	-	-
	Sandgate	-	-	-	-	32:00	326.00	-	-	-	-	-	-	-
	Stones Corner	-	-	-	-	29:00	248.00	-	-	-	-	-	-	-
	Sunnybank Hills	-	-	-	-	53:00	1,680.00	-	-	-	-	-	YES	YES

Lib Type	Library Name:	Pop.	Local Govt Area sq.km.	Pop. Per sp. Km.	No Lib.	Opening Hours/week	Public Access Space m <sup>2</sup>	Mobiles			Shared Council Facilities	Multi Use Facilities	Meeting Rooms	Meeting Room Fees
								No.	No. Stops	Operat. Hours				
	Toowong	-	-	-	-	51:00	1,000.00	-	-	-	-	-	YES	YES
	West End	-	-	-	-	27:00	144.00	-	-	-	-	-	-	-
	Wynnum	-	-	-	-	52:00	650.00	-	-	-	YES	-	-	-
	Zillmere	-	-	-	-	32:00	347.00	-	-	-	-	-	-	-
<b>IND</b>	<b>Bundaberg</b>	<b>71,692</b>	<b>96</b>	<b>747</b>	<b>1</b>	-	-	-	-	-	-	-	-	-
	Bundaberg	-	-	-	-	44:00	1,800.00	-	-	-	-	-	-	-
<b>IND</b>	<b>Burdekin</b>	<b>18,636</b>	<b>5,053</b>	<b>4</b>	<b>2</b>	-	-	-	-	-	-	-	-	-
	Ayr	-	-	-	-	35:00	647.20	-	-	-	-	-	NO	-
	Home Hill	-	-	-	-	24:00	113.25	-	-	-	-	-	NO	-
<b>IND</b>	<b>Caboolture</b>	<b>126,729</b>	<b>1,225</b>	<b>103</b>	<b>6</b>	-	-	-	-	-	-	-	-	-
	Bribie Island	-	-	-	-	46:00	874.00	-	-	-	-	-	YES	YES
	Burpengary	-	-	-	-	45:30	754.00	-	-	-	-	-	-	-
	Caboolture	-	-	-	-	52:00	900.00	-	-	-	-	-	-	-
	Deception Bay	-	-	-	-	43:30	550.00	-	-	-	-	-	-	-
	Narangba	-	-	-	-	40:00	385.00	-	-	-	-	-	-	-
	Woodford	-	-	-	-	44:00	200.00	-	-	-	-	-	-	-
<b>IND</b>	<b>Cairns</b>	<b>125,132</b>	<b>1,850</b>	<b>68</b>	<b>8</b>	-	-	-	-	-	-	-	-	-
	Babinda	-	-	-	-	35:00	180.00	-	-	-	YES	-	NO	-
	City	-	-	-	-	40:00	1,976.00	-	-	-	-	-	YES	YES
	Earlville	-	-	-	-	37:30	786.00	-	-	-	YES	-	YES	YES
	Edmonton	-	-	-	-	35:00	133.00	-	-	-	-	-	NO	-
	Gordonvale	-	-	-	-	40:00	200.00	-	-	-	YES	-	NO	-
	Manunda	-	-	-	-	40:00	245.00	-	-	-	-	-	NO	-
	Smithfield	-	-	-	-	40:00	650.00	-	-	-	YES	-	NO	-
	Stratford	-	-	-	-	35:00	114.00	-	-	-	-	-	NO	-
<b>IND</b>	<b>Caloundra</b>	<b>86,468</b>	<b>1,094</b>	<b>79</b>	<b>4</b>	-	-	<b>1</b>	<b>15</b>	<b>23:00</b>	-	-	-	-
	Beerwah	-	-	-	-	39:00	427.00	-	-	-	-	-	YES	NO
	Caloundra	-	-	-	-	48:30	741.00	-	-	-	-	-	YES	NO
	Kawana	-	-	-	-	45:30	609.00	-	-	-	-	-	YES	NO
	Maleny	-	-	-	-	39:00	518.00	-	-	-	-	-	YES	NO
<b>IND</b>	<b>Cooloola</b>	<b>35,624</b>	<b>2,967</b>	<b>12</b>	<b>4</b>	-	-	-	-	-	-	-	-	-
	Gympie	-	-	-	-	38:30	792.00	-	-	-	-	-	-	-
	Imbil	-	-	-	-	12:00	115.09	-	-	-	-	-	-	-
	Rainbow Beach	-	-	-	-	9:00	75.00	-	-	-	-	-	-	-
	Tin Can Bay	-	-	-	-	24:30	264.50	-	-	-	-	-	YES	YES
<b>IND</b>	<b>Gatton</b>	<b>16,288</b>	<b>1,579</b>	<b>10</b>	<b>1</b>	-	-	<b>1</b>	<b>4</b>	<b>3:30</b>	-	-	-	-
	Gatton Shire	-	-	-	-	36:30	367.00	-	-	-	YES	-	NO	NO
<b>IND</b>	<b>Gladstone</b>	<b>28,503</b>	<b>163</b>	<b>175</b>	<b>1</b>	-	-	-	-	-	-	-	-	-
	Gladstone	-	-	-	-	50:45	1,480.00	-	-	-	NO	NO	YES	YES
<b>IND</b>	<b>Gold Coast</b>	<b>469,214</b>	<b>1,407</b>	<b>333</b>	<b>16</b>	-	-	<b>2</b>	<b>56</b>	<b>36:50</b>	-	-	-	-
	Beenleigh	-	-	-	-	51:00	1,079.60	-	-	-	-	-	YES	NO
	Burleigh Heads	-	-	-	-	43:00	436.40	-	-	-	-	-	YES	NO
	Burleigh Waters	-	-	-	-	48:00	398.60	-	-	-	-	-	NO	NO
	Cascade Gardens	-	-	-	-	15:00	41.10	-	-	-	-	-	NO	NO
	Coolangatta	-	-	-	-	43:00	520.50	-	-	-	-	-	NO	NO

Lib Type	Library Name:	Pop.	Local Govt Area sq.km.	Pop. Per sp. Km.	No Lib.	Opening Hours/week	Public Access Space m <sup>2</sup>	Mobiles			Shared Council Facilities	Multi Use Facilities	Meeting Rooms	Meeting Room Fees
								No.	No. Stops	Operat. Hours				
	Elanora	-	-	-	-	52:00	361.50	-	-	-	-	YES	NO	NO
	Helensvale	-	-	-	-	47:00	401.80	-	-	-	-	-	NO	NO
	Local Studies	-	-	-	-	37:00	-	-	-	-	-	-	NO	NO
	Mermaid Waters	-	-	-	-	51:00	673.70	-	-	-	-	-	NO	NO
	Mudgeeraba	-	-	-	-	27:30	74.10	-	-	-	-	-	NO	NO
	Nerang	-	-	-	-	50:00	1,284.50	-	-	-	-	-	YES	NO
	Palm Beach	-	-	-	-	43:00	594.00	-	-	-	-	-	YES	NO
	Robina	-	-	-	-	56:00	722.70	-	-	-	-	-	YES	NO
	Runaway Bay	-	-	-	-	51:00	879.10	-	-	-	-	-	NO	NO
	Southport	-	-	-	-	57:00	2,047.00	-	-	-	-	-	YES	NO
	Springbrook iAccess Kiosk	-	-	-	-	20:00	-	-	-	-	-	YES	NO	NO
<b>IND</b>	<b>Hervey Bay</b>	<b>49,371</b>	<b>2,357</b>	<b>21</b>	<b>3</b>	-	-	-	-	-	-	-	-	-
	Burrum Heads	-	-	-	-	11:00	50.00	-	-	-	-	-	NO	-
	Howard	-	-	-	-	14:00	80.00	-	-	-	-	-	NO	-
	Pialba	-	-	-	-	50:00	1,306.00	-	-	-	-	-	YES	-
<b>IND</b>	<b>Hinchinbrook</b>	<b>12,207</b>	<b>2,882</b>	<b>4</b>	<b>2</b>	-	-	-	-	-	-	-	-	-
	Halifax	-	-	-	-	14:30	83.50	-	-	-	-	-	-	-
	Ingham	-	-	-	-	44:50	346.00	-	-	-	-	YES	YES	-
<b>IND</b>	<b>Ipswich</b>	<b>135,579</b>	<b>1,204</b>	<b>113</b>	<b>3</b>	-	-	<b>1</b>	<b>15</b>	<b>35:00</b>	-	-	-	-
	Ipswich	-	-	-	-	58:00	2,589.00	-	-	-	-	NO	YES	-
	Redbank Plains	-	-	-	-	35:00	850.00	-	-	-	-	-	-	-
	Redbank Plaza	-	-	-	-	35:00	415.00	-	-	-	-	-	-	-
<b>IND</b>	<b>Johnstone</b>	<b>19,523</b>	<b>1,639</b>	<b>12</b>	<b>1</b>	-	-	-	-	-	-	-	-	-
	Johnstone Shire	-	-	-	-	46:00	608.00	-	-	-	NO	NO	NO	NO
<b>IND</b>	<b>Kingaroy</b>	<b>12,302</b>	<b>2,422</b>	<b>5</b>	<b>1</b>	-	-	-	-	-	-	-	-	-
	T. J. O'NEILL MEMORIAL	-	-	-	-	36:30	319.00	-	-	-	-	-	NO	-
<b>IND</b>	<b>Livingstone</b>	<b>28,222</b>	<b>11,775</b>	<b>2</b>	<b>4</b>	-	-	-	-	-	-	-	-	-
	Byfield	-	-	-	-	6:00	50.00	-	-	-	-	-	NO	-
	Emu Park	-	-	-	-	38:00	200.00	-	-	-	-	-	NO	-
	verbYL Youth Library	-	-	-	-	17:00	140.00	-	-	-	-	-	NO	-
	Yeppoon	-	-	-	-	46:00	50.00	-	-	-	-	-	NO	-
<b>IND</b>	<b>Logan</b>	<b>173,331</b>	<b>251</b>	<b>691</b>	<b>5</b>	-	-	-	-	-	-	-	-	-
	Logan	-	-	-	-	49:00	860.00	-	-	-	-	-	-	-
	Logan Hyperdome	-	-	-	-	53:00	1,500.00	-	-	-	-	-	-	-
	Logan North	-	-	-	-	53:00	1,160.00	-	-	-	-	-	-	-
	Logan West	-	-	-	-	53:00	1,650.00	-	-	-	-	-	-	-
	Marsden	-	-	-	-	53:00	700.00	-	-	-	-	-	-	-
<b>IND</b>	<b>Mackay</b>	<b>79,824</b>	<b>2,897</b>	<b>28</b>	<b>3</b>	-	-	<b>1</b>	<b>23</b>	<b>21:30</b>	-	-	-	-
	Gordon White	-	-	-	-	47:00	1,380.00	-	-	-	NO	NO	YES	YES
	Mackay City	-	-	-	-	48:00	947.00	-	-	-	NO	NO	NO	NO
	Walkerston	-	-	-	-	24:00	100.00	-	-	-	YES	NO	NO	NO
<b>IND</b>	<b>Mareeba</b>	<b>18,659</b>	<b>53,645</b>	<b>0.35</b>	<b>2</b>	-	-	-	-	-	-	-	-	-
	Kuranda	-	-	-	-	25:00	140.00	-	-	-	NO	NO	NO	NO
	Mareeba	-	-	-	-	35:30	235.00	-	-	-	NO	NO	NO	NO
<b>IND</b>	<b>Maroochy</b>	<b>141,069</b>	<b>1,163</b>	<b>121</b>	<b>4</b>	-	-	<b>1</b>	<b>26</b>	<b>26:37</b>	-	-	-	-

Lib Type	Library Name:	Pop.	Local Govt Area sq.km.	Pop. Per sp. Km.	No Lib.	Opening Hours/week	Public Access Space m <sup>2</sup>	Mobiles			Shared Council Facilities	Multi Use Facilities	Meeting Rooms	Meeting Room Fees
								No.	No. Stops	Operat. Hours				
	Coolum Beach	-	-	-	-	52:00	337.00	-	-	-	-	-	-	-
	Kenilworth	-	-	-	-	20:00	115.00	-	-	-	-	-	-	-
	Maroochydore	-	-	-	-	55:30	1,104.00	-	-	-	-	-	YES	NO
	Nambour	-	-	-	-	50:30	784.00	-	-	-	YES	-	-	-
IND	<b>Maryborough</b>	<b>28,758</b>	3,240	9	1	-	-	-	-	-	-	-	-	-
	Maryborough	-	-	-	-	40:00	800.00	-	-	-	-	-	-	-
IND	<b>Mount Isa</b>	<b>20,663</b>	43,343	0.48	1	-	-	-	-	-	-	-	-	-
	Mount Isa City	-	-	-	-	42:00	1,090.00	-	-	-	-	-	NO	NO
IND	<b>Noosa</b>	<b>47,606</b>	869	55	1	-	-	1	10	30:15	-	-	-	-
	Noosa	-	-	-	-	53:30	745.00	-	-	-	-	-	NO	-
IND	<b>Pine Rivers</b>	<b>139,228</b>	750	186	5	-	-	1	20	23:45	-	-	-	-
	Albany Creek	-	-	-	-	51:15	558.00	-	-	-	YES	-	YES	YES
	Arana Hills	-	-	-	-	51:15	702.00	-	-	-	YES	-	YES	YES
	Kallangur	-	-	-	-	51:15	400.00	-	-	-	YES	-	NO	-
	Pathways	-	-	-	-	53:00	800.00	-	-	-	-	-	YES	YES
	Strathpine	-	-	-	-	51:15	740.00	-	-	-	-	-	YES	YES
IND	<b>Redcliffe</b>	<b>52,303</b>	38	1376	1	-	-	-	-	-	-	-	-	-
	Redcliffe	-	-	-	-	49:00	2,000.00	-	-	-	YES	-	YES	YES
IND	<b>Redland</b>	<b>127,777</b>	537	238	8	-	-	1	10	17:30	-	-	-	-
	Amity Point	-	-	-	-	9:00	21.60	-	-	-	-	-	NO	NO
	Capalaba	-	-	-	-	49:30	886.00	-	-	-	-	-	YES	NO
	Cleveland	-	-	-	-	52:00	1,404.70	-	-	-	-	-	YES	NO
	Dunwich	-	-	-	-	15:00	35.00	-	-	-	-	-	NO	NO
	Macleay Island	-	-	-	-	6:00	72.00	-	-	-	-	-	NO	NO
	Point Lookout	-	-	-	-	13:00	80.00	-	-	-	-	-	NO	NO
	Russell Island	-	-	-	-	20:00	70.00	-	-	-	-	-	NO	NO
	Victoria Point	-	-	-	-	49:30	1,161.00	-	-	-	-	-	NO	NO
IND	<b>Rockhampton</b>	<b>59,662</b>	189	316	2	-	-	-	-	-	-	-	-	-
	Northside	-	-	-	-	46:15	666.50	-	-	-	-	-	NO	-
	Southside	-	-	-	-	49:45	618.00	-	-	-	-	-	NO	-
IND	<b>Thuringowa</b>	<b>57,448</b>	1,867	31	1	-	-	1	9	16:00	-	-	-	-
	Thuringowa	-	-	-	-	43:00	-	-	-	-	-	-	YES	YES
IND	<b>Toowoomba</b>	<b>99,597</b>	748	133	2	-	-	-	-	-	-	-	-	-
	Toowoomba City	-	-	-	-	61:00	2,100.00	-	-	-	NO	NO	YES	NO
	Local History Library	-	-	-	-	17:30	360.00	-	-	-	-	-	-	-
IND	<b>Townsville</b>	<b>97,923</b>	1,869	52	2	-	-	2	262	35:00	NO	NO	YES	YES
	Aitkenvale	-	-	-	-	41:00	1,300.00	-	-	-	-	-	-	-
	Knowledge Centre - City	-	-	-	-	46:00	1,220.00	-	-	-	NO	NO	NO	NO
IND	<b>Warwick</b>	<b>21,530</b>	4,423	5	2	-	-	2	13	16:00	-	-	-	-
	Allora	-	-	-	-	20:00	92.00	-	-	-	-	-	NO	-
	Warwick	-	-	-	-	42:00	690.00	-	-	-	-	-	YES	-
IND	<b>Whitsunday</b>	<b>16,874</b>	2,679	6	2	-	-	-	-	-	-	-	-	-
	Cannonvale	-	-	-	-	36:00	100.00	-	-	-	YES	NO	NO	NO
	Proserpine	-	-	-	-	40:30	400.00	-	-	-	NO	NO	NO	NO

Lib Type	Library Name:	Pop.	Local Govt Area sq.km.	Pop. Per sp. Km.	No Lib.	Opening Hours/week	Public Access Space m <sup>2</sup>	Mobiles			Shared Council Facilities	Multi Use Facilities	Meeting Rooms	Meeting Room Fees
								No.	No. Stops	Operat. Hours				
<b>IND</b>	<b>Independent Totals</b>	<b>3,471,971</b>	<b>197,957</b>	<b>18</b>	<b>143</b>	<b>5514:50</b>	<b>87,942</b>	<b>17</b>	<b>481</b>	<b>333:12</b>	<b>20</b>	<b>3</b>	<b>48</b>	<b>30</b>
<b>CLS</b>	<b>Aramac</b>	<b>712</b>	<b>23,361</b>	<b>0.03</b>	<b>2</b>	-	-	-	-	-	-	-	-	-
	Aramac	-	-	-	-	31:30	77.00	-	-	-	-	-	YES	NO
	Muttaborra	-	-	-	-	30:00	-	-	-	-	YES	-	-	-
<b>CLS</b>	<b>Balonne</b>	<b>5,587</b>	<b>31,144</b>	<b>0.18</b>	<b>4</b>	-	-	-	-	-	-	-	-	-
	Dirranbandi	-	-	-	-	20:00	-	-	-	-	YES	NO	YES	NO
	Hebel	-	-	-	-	6:00	-	-	-	-	NO	NO	NO	NO
	St George	-	-	-	-	20:30	-	-	-	-	NO	NO	NO	NO
	Thallon	-	-	-	-	6:00	-	-	-	-	NO	NO	NO	NO
<b>CLS</b>	<b>Barcaldine</b>	<b>1,692</b>	<b>8,443</b>	<b>0.20</b>	<b>1</b>	-	-	-	-	-	NO	NO	NO	NO
	Barcaldine	-	-	-	-	18:00	-	-	-	-	-	-	-	-
<b>CLS</b>	<b>Barcoo</b>	<b>464</b>	<b>61,974</b>	<b>0.01</b>	<b>2</b>	-	-	-	-	-	-	-	-	-
	Jundah	-	-	-	-	38:15	182.00	-	-	-	YES	-	YES	NO
	Windorah (Summer)	-	-	-	-	42:30	-	-	-	-	-	-	-	-
	Windorah (Winter)	-	-	-	-	59:30	-	-	-	-	-	-	-	-
<b>CLS</b>	<b>Bauhinia</b>	<b>2,240</b>	<b>23,641</b>	<b>0.09</b>	<b>2</b>	-	-	-	-	-	-	-	-	-
	Rolleston	-	-	-	-	36:25	180.00	-	-	-	-	-	NO	NO
	Springsure	-	-	-	-	41:00	180.00	-	-	-	-	-	NO	NO
<b>CLS</b>	<b>Belyando</b>	<b>10,524</b>	<b>30,281</b>	<b>0.35</b>	<b>2</b>	-	-	-	-	-	-	-	-	-
	Clermont	-	-	-	-	32:30	165.00	-	-	-	-	-	NO	NO
	Moranbah	-	-	-	-	41:00	367.50	-	-	-	-	-	YES	NO
<b>CLS</b>	<b>Bendemere</b>	<b>994</b>	<b>3,928</b>	<b>0.25</b>	<b>3</b>	-	-	-	-	-	-	-	-	-
	Jackson	-	-	-	-	9:00	-	-	-	-	-	-	YES	NO
	Wallumbilla	-	-	-	-	9:00	-	-	-	-	-	-	-	-
	Yuleba	-	-	-	-	6:00	-	-	-	-	-	-	-	-
<b>CLS</b>	<b>Biggenden</b>	<b>1,537</b>	<b>1,316</b>	<b>1</b>	<b>1</b>	-	-	-	-	-	-	-	-	-
	Biggenden	-	-	-	-	37:30	105.00	-	-	-	YES	-	NO	NO
<b>CLS</b>	<b>Blackall</b>	<b>1,659</b>	<b>16,384</b>	<b>0.10</b>	<b>1</b>	-	-	-	-	-	-	-	-	-
	Blackall	-	-	-	-	25:00	25.00	-	-	-	NO	NO	NO	NO
<b>CLS</b>	<b>Boonah</b>	<b>8,567</b>	<b>1,922</b>	<b>4</b>	<b>1</b>	-	-	-	-	-	-	-	-	-
	Boonah	-	-	-	-	28:00	357.00	-	-	-	-	-	-	-
<b>CLS</b>	<b>Booringa</b>	<b>1,861</b>	-	-	<b>1</b>	-	-	-	-	-	-	-	-	-
	Mitchell	-	-	-	-	39:15	148.00	-	-	-	YES	-	YES	YES
<b>CLS</b>	<b>Boulia</b>	<b>553</b>	<b>61,093</b>	<b>0.01</b>	<b>1</b>	-	-	-	-	-	-	-	-	-
	Boulia	-	-	-	-	37:30	-	-	-	-	-	-	-	-
<b>CLS</b>	<b>Broadsound</b>	<b>6,489</b>	<b>18,546</b>	<b>0.35</b>	<b>4</b>	-	-	-	-	-	-	-	-	-
	Carmila	-	-	-	-	6:00	-	-	-	-	-	-	-	-
	Dysart	-	-	-	-	19:00	84.19	-	-	-	-	-	NO	-
	Middlemount	-	-	-	-	17:00	168.00	-	-	-	-	-	NO	NO
	St Lawrence	-	-	-	-	9:00	-	-	-	-	NO	NO	NO	NO
<b>CLS</b>	<b>Bulloo</b>	<b>474</b>	<b>73,805</b>	<b>0.01</b>	<b>1</b>	-	-	-	-	-	-	-	-	-
	Thargomindah	-	-	-	-	24:00	75.00	-	-	-	NO	NO	NO	NO
<b>CLS</b>	<b>Bungil</b>	<b>1,959</b>	<b>13,338</b>	<b>0.15</b>	<b>1</b>	-	-	-	-	-	-	-	-	-
	Injune	-	-	-	-	25:00	50.00	-	-	-	YES	YES	NO	NO

Lib Type	Library Name:	Pop.	Local Govt Area sq.km.	Pop. Per sp. Km.	No Lib.	Opening Hours/week	Public Access Space m <sup>2</sup>	Mobiles			Shared Council Facilities	Multi Use Facilities	Meeting Rooms	Meeting Room Fees	
								No.	No. Stops	Operat. Hours					
CLS	<b>Burke</b>	<b>487</b>	40,126	0.01	1	-	-	-	-	-	-	-	-		
	Burke	-	-	-	-	35:00	20.00	-	-	-	YES	YES	YES	NO	
CLS	<b>Calliope</b>	<b>16,210</b>	6,547	2	3	-	-	-	-	-	-	-	-		
	Boyne Island	-	-	-	-	55:50	300.00	-	-	-	YES	YES	YES	YES	
	Calliope	-	-	-	-	45:05	130.00	-	-	-	YES	YES	YES	NO	
	Mount Larcom	-	-	-	-	38:00	120.00	-	-	-	YES	YES	NO	NO	
CLS	<b>Cardwell</b>	<b>11,230</b>	3,062	4	3	-	-	-	-	-	-	-	-		
	Cardwell	-	-	-	-	17:00	125.00	-	-	-	-	-	NO	-	
	Tully	-	-	-	-	32:00	180.00	-	-	-	-	-	NO	NO	
	Wongaling Beach	-	-	-	-	19:00	160.00	-	-	-	-	-	NO	-	
CLS	<b>Carpentaria</b>	<b>2,420</b>	64,381	0.04	2	-	-	-	-	-	-	-	-		
	Karumba	-	-	-	-	16:00	-	-	-	-	NO	YES	NO	NO	
	Normanton	-	-	-	-	42:00	39,081.00	-	-	-	YES	NO	NO	NO	
CLS	<b>Charters Towers**</b>	<b>8,832</b>	42	210	1	-	-	-	-	-	-	-	-		
	Charters Towers	-	-	-	-	38:30	450.00	-	-	-	YES	-	YES	YES	
CLS	<b>Chinchilla</b>	<b>6,133</b>	8,701	1	1	-	-	-	-	-	-	-	-		
	Chinchilla	-	-	-	-	34:00	352.00	-	-	-	NO	NO	YES	NO	
CLS	<b>Clifton</b>	<b>2,492</b>	867	3	1	-	-	-	-	-	-	-	-		
	Clifton	-	-	-	-	18:00	-	-	-	-	YES	NO	YES	NO	
CLS	<b>Cloncurry</b>	<b>3,836</b>	48,112	0.08	2	-	-	-	-	-	-	-	-		
	Cloncurry	-	-	-	-	25:00	-	-	-	-	-	-	NO	NO	
	Dajarra	-	-	-	-	6:00	-	-	-	-	-	-	-	-	
CLS	<b>Cook</b>	<b>4,081</b>	106,121	0.04	2	-	-	-	-	-	-	-	-		
	Bloomfield	-	-	-	-	11:00	-	-	-	-	-	-	NO	NO	
	Cooktown	-	-	-	-	38:45	7.92	-	-	-	-	-	NO	NO	
CLS	<b>Crows Nest</b>	<b>11,677</b>	1,631	7	2	-	-	-	-	-	-	-	-		
	Crows Nest	-	-	-	-	33:00	220.00	-	-	-	-	YES	-	NO	
	Highfields	-	-	-	-	54:00	180.00	-	-	-	-	-	-	-	
CLS	<b>Croydon</b>	<b>286</b>	29,582	0.01	1	-	-	-	-	-	-	-	-		
	Croydon	-	-	-	-	37:30	54.00	-	-	-	-	YES	-	-	
CLS	<b>Dalby &amp; Wambo</b>	<b>15,491</b>	5,761	3	3	-	-	-	-	-	-	-	-		
	Bell	-	-	-	-	10:00	20.00	-	-	-	-	YES	-	-	
	Dalby	-	-	-	-	40:05	460.00	-	-	-	-	-	-	-	
	Jandowae	-	-	-	-	40:00	375.00	-	-	-	YES	-	YES	NO	
CLS	<b>Diamantina</b>	<b>306</b>	94,832	0.003	2	-	-	-	-	-	-	-	-		
	Bedourie	-	-	-	-	36:20	41.25	-	-	-	-	-	-	-	
	Birdsville	-	-	-	-	36:20	30.00	-	-	-	YES	YES	NO	NO	
CLS	<b>Douglas</b>	<b>11,275</b>	2,454	5	1	-	-	-	1	11	14:30	YES	YES	NO	NO
	Mossman	-	-	-	-	38:50	530.00	-	-	-	NO	NO	YES	YES	
CLS	<b>Duaringa</b>	<b>6,689</b>	17,752	0.38	4	-	-	-	-	-	-	-	-		
	Blackwater	-	-	-	-	40:00	-	-	-	-	NO	NO	NO	NO	
	Bluff	-	-	-	-	12:00	-	-	-	-	-	-	-	-	
	Dingo	-	-	-	-	13:30	67.50	-	-	-	-	-	NO	NO	
	Duaringa	-	-	-	-	20:15	130.00	-	-	-	-	-	NO	NO	
CLS	<b>Eacham</b>	<b>6,405</b>	1,127	6	3	-	-	-	-	-	-	-	-		

Lib Type	Library Name:	Pop.	Local Govt Area sq.km.	Pop. Per sp. Km.	No Lib.	Opening Hours/week	Public Access Space m <sup>2</sup>	Mobiles			Shared Council Facilities	Multi Use Facilities	Meeting Rooms	Meeting Room Fees
								No.	No. Stops	Operat. Hours				
	Malanda	-	-	-	-	36:30	113.00	-	-	-	-	-	NO	-
	Millaa Millaa	-	-	-	-	12:00	85.50	-	-	-	-	-	NO	-
	Yungaburra	-	-	-	-	12:00	103.00	-	-	-	-	-	YES	NO
<b>CLS</b>	<b>Eidsvold</b>	<b>936</b>	4,809	0.19	1	-	-	-	-	-	-	-	-	-
	Eidsvold	-	-	-	-	37:30	219.00	-	-	-	YES	-	YES	NO
<b>CLS</b>	<b>Emerald</b>	<b>13,502</b>	10,364	1	2	-	-	-	-	-	-	-	-	-
	Emerald	-	-	-	-	40:30	385.00	-	-	-	-	-	YES	NO
	Gemfields	-	-	-	-	9:00	27.00	-	-	-	-	-	-	-
<b>CLS</b>	<b>Esk</b>	<b>15,206</b>	3,934	4	3	-	-	-	-	-	-	-	-	-
	Esk	-	-	-	-	20:00	160.00	-	-	-	-	-	NO	-
	Lowood	-	-	-	-	42:00	288.00	-	-	-	YES	YES	NO	-
	Toogoolawah	-	-	-	-	16:00	84.33	-	-	-	-	-	NO	-
<b>CLS</b>	<b>Etheridge</b>	<b>1,007</b>	39,309	0.03	1	-	-	-	-	-	-	-	-	-
	Georgetown (Apr-Oct)	-	-	-	-	63:00	155.00	-	-	-	-	-	-	-
	Georgetown (Nov-Mar)	-	-	-	-	40:00	-	-	-	-	-	-	-	-
<b>CLS</b>	<b>Flinders</b>	<b>2,003</b>	41,538	0.05	1	-	-	-	-	-	-	-	-	-
	Hughenden	-	-	-	-	38:00	-	-	-	-	-	-	NO	NO
<b>CLS</b>	<b>Gayndah</b>	<b>2,939</b>	2,709	1	1	-	-	-	-	-	-	-	-	-
	Gayndah	-	-	-	-	38:00	-	-	-	-	NO	YES	NO	NO
<b>CLS</b>	<b>Goondiwindi</b>	<b>8,029</b>	15	550	1	-	-	-	-	-	-	-	-	-
	Goondiwindi	-	-	-	-	40:30	-	-	-	-	NO	NO	NO	NO
<b>CLS</b>	<b>Herberton</b>	<b>5,508</b>	9,604	1	3	-	-	-	-	-	-	-	-	-
	Herberton	-	-	-	-	17:30	112.00	-	-	-	-	-	NO	-
	Mt Garnett	-	-	-	-	6:00	52.00	-	-	-	-	-	NO	-
	Ravenshoe	-	-	-	-	17:30	104.60	-	-	-	-	-	NO	-
<b>CLS</b>	<b>Ilfracombe</b>	<b>367</b>	6,576	0.06	1	-	-	-	-	-	-	-	-	-
	Ilfracombe	-	-	-	-	40:00	-	-	-	-	YES	NO	NO	NO
<b>CLS</b>	<b>Inglewood</b>	<b>2,637</b>	5,879	0.45	2	-	-	-	-	-	-	-	-	-
	Inglewood	-	-	-	-	37:30	60.00	-	-	-	YES	-	NO	NO
	Texas	-	-	-	-	37:30	240.00	-	-	-	YES	-	NO	NO
<b>CLS</b>	<b>Isis</b>	<b>6,141</b>	1,701	4	1	-	-	-	-	-	-	-	-	-
	Childers	-	-	-	-	33:00	240.00	-	-	-	-	-	NO	NO
<b>CLS</b>	<b>Isisford</b>	<b>301</b>	10,501	0.03	1	-	-	-	-	-	-	-	-	-
	Isisford	-	-	-	-	35:00	7.50	-	-	-	-	-	NO	NO
<b>CLS</b>	<b>Jericho</b>	<b>1,101</b>	21,873	0.05	2	-	-	-	-	-	-	-	-	-
	Alpha	-	-	-	-	12:00	-	-	-	-	NO	NO	NO	NO
	Jericho	-	-	-	-	6:00	-	-	-	-	YES	NO	NO	NO
<b>CLS</b>	<b>Jondaryan</b>	<b>13,864</b>	1,910	7	1	-	-	-	-	-	-	-	-	-
	Jondaryan	-	-	-	-	48:00	343.50	-	-	-	-	-	NO	NO
<b>CLS</b>	<b>Kilcoy Library</b>	<b>3,467</b>	1,445	2	1	-	-	-	-	-	-	-	-	-
	Kilcoy	-	-	-	-	25:00	94.00	-	-	-	NO	NO	NO	NO
<b>CLS</b>	<b>Kilkivan</b>	<b>3,283</b>	3,264	1	2	-	-	-	-	-	-	-	-	-
	Goomeri	-	-	-	-	18:00	-	-	-	-	-	-	-	-
	Kilkivan	-	-	-	-	15:00	188.80	-	-	-	-	-	NO	-
<b>CLS</b>	<b>Kolan</b>	<b>4,550</b>	2,650	2	1	-	-	-	-	-	-	-	-	-

Lib Type	Library Name:	Pop.	Local Govt Area sq.km.	Pop. Per sp. Km.	No Lib.	Opening Hours/week	Public Access Space m <sup>2</sup>	Mobiles			Shared Council Facilities	Multi Use Facilities	Meeting Rooms	Meeting Room Fees
								No.	No. Stops	Operat. Hours				
	Kolan	-	-	-	-	21:00	-	-	-	-	-	-	-	
CLS	<b>Laidley</b>	<b>13,351</b>	701	19	1	-	-	-	-	-	-	-	-	
	Laidley	-	-	-	-	39:15	260.00	-	-	-	NO	-	NO	
CLS	<b>Longreach</b>	<b>4,009</b>	23,561	0.17	1	-	-	-	-	-	-	-	-	
	Longreach	-	-	-	-	26:00	183.00	-	-	-	YES	-	NO	
CLS	<b>McKinlay</b>	<b>1,038</b>	1,231	1	1	-	-	-	-	-	-	-	-	
	Julia Creek	-	-	-	-	40:00	-	-	-	-	YES	-	NO	
CLS	<b>Millmerran</b>	<b>3,367</b>	4,521	1	2	-	-	-	-	-	-	-	-	
	Cecil Plains	-	-	-	-	16:30	70.80	-	-	-	-	-	NO	
	Millmerran	-	-	-	-	30:00	262.80	-	-	-	NO	NO	NO	
CLS	<b>Mirani</b>	<b>5,299</b>	3,280	2	1	-	-	-	-	-	-	-	-	
	Mirani	-	-	-	-	30:00	1,614.80	-	-	-	-	-	NO	
CLS	<b>Miriam Vale</b>	<b>5,113</b>	3,778	1	3	-	-	-	-	-	-	-	-	
	Agnes Water	-	-	-	-	27:00	70.00	-	-	-	-	-	NO	
	Baffle Creek	-	-	-	-	18:00	-	-	-	-	-	-	-	
	Miriam Vale	-	-	-	-	19:00	200.00	-	-	-	-	-	NO	
CLS	<b>Monto</b>	<b>2,473</b>	4,322	1	1	-	-	-	-	-	-	-	-	
	Monto	-	-	-	-	26:00	140.00	-	-	-	YES	-	-	
CLS	<b>Mount Morgan</b>	<b>3,052</b>	492	6	1	-	-	-	-	-	-	-	-	
	Mount Morgan	-	-	-	-	30:00	215.00	-	-	-	-	-	NO	
CLS	<b>Mundubbera</b>	<b>2,395</b>	4,193	1	1	-	-	-	-	-	-	-	-	
	Mundubbera	-	-	-	-	37:30	225.27	-	-	-	NO	NO	NO	
CLS	<b>Murgon</b>	<b>3,722</b>	665	6	1	-	-	-	-	-	-	-	-	
	Murgon	-	-	-	-	35:00	240.00	-	-	-	-	-	NO	
CLS	<b>Murilla</b>	<b>2,725</b>	6,074	0.45	1	-	-	-	-	-	-	-	-	
	Miles	-	-	-	-	45:30	84.24	-	-	-	YES	NO	NO	
CLS	<b>Murweh</b>	<b>5,019</b>	40,740	0.12	3	-	-	-	-	-	-	-	-	
	Augathella	-	-	-	-	8:00	-	-	-	-	-	-	-	
	Charleville	-	-	-	-	32:30	-	-	-	-	-	-	NO	
	Morven	-	-	-	-	8:00	22.00	-	-	-	-	-	NO	
CLS	<b>Nanango</b>	<b>8,700</b>	1,734	5	3	-	-	-	-	-	-	-	-	
	Blackbutt	-	-	-	-	37:30	154.00	-	-	-	YES	-	YES	
	Maidenwell	-	-	-	-	6:00	1.25	-	-	-	-	YES	-	
	Nanango	-	-	-	-	38:00	160.00	-	-	-	NO	NO	NO	
CLS	<b>Nebo</b>	<b>2,144</b>	10,035	0.21	2	-	-	-	-	-	-	-	-	
	Nebo	-	-	-	-	37:30	-	-	-	-	-	-	-	
	Glenden	-	-	-	-	37:30	-	-	-	-	-	-	-	
CLS	<b>Paroo</b>	<b>2,170</b>	47,727	0.05	3	-	-	-	-	-	-	-	-	
	Cunnamulla	-	-	-	-	35:00	-	-	-	-	NO	NO	NO	
	Wyandra	-	-	-	-	7:00	-	-	-	-	-	-	NO	
	Yowah	-	-	-	-	10:00	50.00	-	-	-	NO	NO	NO	
CLS	<b>Peak Downs</b>	<b>3,154</b>	8,127	0.39	2	-	-	-	-	-	-	-	-	
	Capella	-	-	-	-	16:00	-	-	-	-	-	-	NO	
	Tieri	-	-	-	-	15:00	200.00	-	-	-	YES	-	YES	
CLS	<b>Perry</b>	<b>437</b>	2,359	0.19	1	-	-	-	-	-	-	-	-	

Lib Type	Library Name:	Pop.	Local Govt Area sq.km.	Pop. Per sp. Km.	No Lib.	Opening Hours/week	Public Access Space m <sup>2</sup>	Mobiles			Shared Council Facilities	Multi Use Facilities	Meeting Rooms	Meeting Room Fees
								No.	No. Stops	Operat. Hours				
	Perry	-	-	-	-	12:00	200.00	-	-	-	NO	NO	NO	NO
CLS	<b>Pittsworth</b>	<b>4,896</b>	1,090	4	1	-	-	-	-	-	-	-	-	-
	Pittsworth	-	-	-	-	26:00	100.00	-	-	-	-	-	NO	NO
CLS	<b>Quilpie</b>	<b>1,073</b>	67,615	0.02	1	-	-	-	-	-	-	-	-	-
	Quilpie	-	-	-	-	23:00	225.00	-	-	-	-	YES	NO	NO
CLS	<b>Richmond</b>	<b>1,145</b>	26,602	0.04	1	-	-	-	-	-	-	-	-	-
	Richmond	-	-	-	-	20:00	1,600.00	-	-	-	-	YES	NO	NO
CLS	<b>Roma</b>	<b>6,752</b>	78	87	1	-	-	-	-	-	-	-	-	-
	Roma	-	-	-	-	42:00	270.57	-	-	-	-	-	NO	NO
CLS	<b>Rosalie</b>	<b>8,963</b>	2,200	4	3	-	-	1	10	16:30	-	-	-	-
	Goombungee	-	-	-	-	12:00	197.20	-	-	-	-	-	-	-
	Quinalow *	-	-	-	-	-	-	-	-	-	-	-	-	-
	Yarraman	-	-	-	-	9:00	98.00	-	-	-	-	-	NO	NO
CLS	<b>Sarina</b>	<b>9,979</b>	1,444	7	1	-	-	-	-	-	-	-	-	-
	Sarina	-	-	-	-	38:00	-	-	-	-	-	-	NO	NO
CLS	<b>Stanthorpe</b>	<b>10,575</b>	2,697	4	1	-	-	-	-	-	-	-	-	-
	Stanthorpe	-	-	-	-	37:00	42,100.00	-	-	-	-	-	NO	-
CLS	<b>Tambo</b>	<b>633</b>	14,105	0.04	1	-	-	-	-	-	-	-	-	-
	Tambo	-	-	-	-	15:00	280.00	-	-	-	-	-	YES	NO
CLS	<b>Tara</b>	<b>3,958</b>	11,680	0.34	3	-	-	-	-	-	-	-	-	-
	Meandarra	-	-	-	-	12:00	-	-	-	-	-	YES	YES	NO
	Moonie	-	-	-	-	20:00	-	-	-	-	YES	-	YES	YES
	Tara	-	-	-	-	32:30	-	-	-	-	-	-	NO	NO
CLS	<b>Taroom</b>	<b>2,550</b>	18,645	0.14	2	-	-	-	-	-	-	-	-	-
	Taroom	-	-	-	-	18:00	-	-	-	-	-	-	NO	-
	Wandoan	-	-	-	-	18:00	-	-	-	-	-	-	-	-
CLS	<b>Tiaro</b>	<b>4,941</b>	2,187	2	1	-	-	-	-	-	-	-	-	-
	Tiaro	-	-	-	-	18:00	98.00	-	-	-	NO	NO	NO	NO
CLS	<b>Torres</b>	<b>3,810</b>	875	4	1	-	-	-	-	-	-	-	-	-
	Thursday Island	-	-	-	-	35:00	53.76	-	-	-	NO	NO	NO	NO
CLS	<b>Waroo</b>	<b>1,063</b>	13,658	0.08	1	-	-	-	-	-	-	-	-	-
	Surat	-	-	-	-	37:30	120.00	-	-	-	YES	-	NO	NO
CLS	<b>Weipa</b>	<b>2,195</b>	11	201	1	-	-	-	-	-	-	-	-	-
	Weipa	-	-	-	-	38:30	4,422.00	-	-	-	-	-	NO	NO
CLS	<b>Winton</b>	<b>1,543</b>	53,935	0.03	1	-	-	-	-	-	-	-	-	-
	Winton	-	-	-	-	37:00	-	-	-	-	-	-	NO	NO
CLS	<b>Wondai</b>	<b>4,339</b>	3,577	1	2	-	-	-	-	-	-	-	-	-
	Proston	-	-	-	-	24:00	-	-	-	-	-	-	NO	NO
	Wondai	-	-	-	-	37:30	130.00	-	-	-	-	-	NO	NO
CLS	<b>Yarrabah</b>	<b>2,322</b>	159	15	1	-	-	-	-	-	-	-	-	-
	Yarrabah	-	-	-	-	36:25	200.00	-	-	-	YES	-	YES	NO
CLS	<b>CLS Totals</b>	<b>376,908</b>	<b>1,352,449</b>	<b>0.28</b>	<b>135</b>	<b>3717:35</b>	<b>102,507</b>	<b>2</b>	<b>21</b>	<b>31:00</b>	<b>31</b>	<b>17</b>	<b>23</b>	<b>6</b>
	<b>Grand Total</b>	<b>3,848,879</b>	<b>1,550,406</b>	<b>2.48</b>	<b>278</b>	<b>9232:25</b>	<b>190,449</b>	<b>19</b>	<b>502</b>	<b>364:12</b>	<b>51</b>	<b>20</b>	<b>71</b>	<b>36</b>
* Data not provided														

Lib Type	Library Name:	Pop.	Local Govt Area sq.km.	Pop. Per sp. Km.	No Lib.	Opening Hours/week	Public Access Space m <sup>2</sup>	Mobiles			Shared Council Facilities	Multi Use Facilities	Meeting Rooms	Meeting Room Fees
								No.	No. Stops	Operat. Hours				
** Charters Towers City Council provides library services to Dalrymple Shire - population and local government area is provided for the Charters Towers City Council only														

Lib Type	Library Name:	Opening Hours/week	Public Access Space m <sup>2</sup>	Annual Public Visits	Public Internet Access	Number of Service Points
<b>IND</b>	<b>Beaudesert</b>	-	-	-	-	-
	Rathdowny	3:00	14.00	-	YES	1
	Tamborine Memorial Hall	3:00	54.00	-	YES	1
<b>IND</b>	<b>Caboolture</b>	-	-	-	-	-
	Beachmere, Donnybrook & Torbul Ser	8:00	-	4,622	-	3
	Library Express (Railway Platform Service Point)	3:00	-	-	-	1
<b>IND</b>	<b>Cairns</b>	-	-	-	-	-
	Aged Care Facility Satellite Library	6:00	1.33	-	-	1
<b>IND</b>	<b>Gold Coast</b>	-	-	-	-	-
	Upper Coomera State College	5:00	-	-	-	1
<b>IND</b>	<b>Livingstone</b>	-	-	-	-	-
	Community (X3)	7:00	90.00	-	-	3
	School Community (X6)	18:00	205.00	-	-	6
<b>IND</b>	<b>Mareeba</b>	-	-	-	-	-
	Chillagoe	5:25	-	-	-	1
	Dimbulah	4:30	-	-	-	1
<b>IND</b>	<b>Independent Totals</b>	<b>62:55</b>	<b>364.33</b>	<b>4,622</b>	<b>2</b>	<b>19</b>
<b>CLS</b>	<b>Ballone</b>	-	-	-	-	-
	Bollon	4:00	-	-	-	1
<b>CLS</b>	<b>Booringa</b>	-	-	-	-	-
	Mungallala	5:30	73.50	-	YES	1
<b>CLS</b>	<b>Cook</b>	-	-	-	-	-
	Coen	4:00	-	-	-	1
	Lakeland	4:00	-	-	-	1
	Laura	4:00	-	-	-	1
<b>CLS</b>	<b>Isis</b>	-	-	-	-	-
	Woodgate	2:00	20.00	1,850	-	1
<b>CLS</b>	<b>McKinlay</b>	-	-	-	-	-
	McKinlay	4:00	-	-	-	1
<b>CLS</b>	<b>Miriam Vale</b>	-	-	-	-	-
	Rosedale	5:30	-	-	-	1

CLS	Murweh	-	-	-	-	-
	Nebine	-	-	-	-	1
CLS	Wondai	-	-	-	-	-
	Durong	3:00	-	-	-	1
CLS	<b>CLS Totals</b>	<b>36:00</b>	<b>93.50</b>	<b>1,850</b>	<b>1</b>	<b>10</b>
	<b>Grand Total</b>	<b>98:55</b>	<b>457.83</b>	<b>6,472</b>	<b>3</b>	<b>29</b>

Lib Type	Library service:	Pop.	OPERATING EXPENDITURE (\$)			LIBRARY MATERIALS	CAPITAL	Total Expenditure	Per Capita (\$)		
			Salaries	Operating costs	Total Operating Expenditure	Collections	Capital projects		Collections \$ per capita	Total Exp per Capita (inc. Capital)	Total Operating per Capita
IND	Atherton	10,994	199,468	80,195	279,663	64,197	10,632	354,492	5.84	32.24	25.44
IND	Banana*	14,266	387,738	182,657	570,395	75,000	58,680	704,075	5.26	49.35	39.98
IND	Beaudesert	59,393	813,959	224,773	1,038,732	301,538	3,835	1,344,105	5.08	22.63	17.49
IND	Bowen	12,566	207,768	38,730	246,498	74,582	1,136	322,216	5.94	25.64	19.62
IND	Brisbane	957,010	16,160,126	18,611,580	34,771,706	5,255,879	530,823	40,558,408	5.49	42.38	36.33
IND	Bundaberg	71,692	660,791	616,341	1,277,132	408,266	-	1,685,398	5.69	23.51	17.81
IND	Burdekin	18,636	449,430	97,112	546,542	91,515	-	638,057	4.91	34.24	29.33
IND	Caboolture	126,729	2,288,177	726,616	3,014,793	782,852	223,921	4,021,566	6.18	31.73	23.79
IND	Cairns	125,132	2,682,323	1,956,659	4,638,982	624,185	122,528	5,385,695	4.99	43.04	37.07
IND	Caloundra	86,468	1,724,304	1,210,254	2,934,558	635,609	52,563	3,622,730	7.35	41.90	33.94
IND	Cooloola	35,624	810,763	526,417	1,337,180	203,365	77,311	1,617,856	5.71	45.41	37.54
IND	Gatton	16,288	248,814	41,852	290,667	81,017	18,551	390,235	4.97	23.96	17.85
IND	Gladstone	28,503	498,114	234,072	732,186	192,186	3,614	927,987	6.74	32.56	25.69
IND	Gold Coast	469,214	9,139,221	2,053,953	11,193,174	4,544,634	2,223,435	17,961,243	9.69	38.28	23.86
IND	Hervey Bay	49,371	727,988	816,522	1,544,510	200,956	39,437	1,784,903	4.07	36.15	31.28
IND	Hinchinbrook	12,207	244,387	104,283	348,671	59,356	12,114	420,140	4.86	34.42	28.56
IND	Ipswich	135,579	3,388,647	3,536,239	6,924,886	605,580	158,112	7,688,578	4.47	56.71	51.08
IND	Johnstone	19,523	204,598	129,699	334,297	88,067	3,338	425,702	4.51	21.81	17.12
IND	Kingaroy	12,302	198,780	96,837	295,617	67,478	-	363,095	5.49	29.52	24.03
IND	Livingstone	28,222	475,814	149,401	625,215	141,459	17,353	784,027	5.01	27.78	22.15
IND	Logan	173,331	3,796,165	2,830,990	6,627,155	1,371,043	2,143,558	10,141,756	7.91	58.51	38.23
IND	Mackay	79,824	1,620,405	566,008	2,186,413	409,477	31,864	2,627,754	5.13	32.92	27.39
IND	Mareeba	18,659	370,843	77,709	448,552	98,743	72,089	619,384	5.29	33.19	24.04
IND	Maroochy	141,069	2,834,899	2,150,956	4,985,855	617,558	1,147,448	6,750,861	4.38	47.86	35.34
IND	Maryborough	28,758	369,510	148,157	517,667	141,454	4,049	663,170	4.92	23.06	18.00
IND	Mount Isa	20,663	278,100	443,744	721,844	105,184	-	827,028	5.09	40.02	34.93
IND	Noosa	47,606	1,034,248	600,861	1,635,109	273,264	609,899	2,518,272	5.74	52.90	34.35
IND	Pine Rivers	139,228	2,940,104	2,537,531	5,477,635	669,908	270,558	6,418,101	4.81	46.10	39.34
IND	Redcliffe	52,303	1,066,571	110,880	1,177,451	275,274	29,469	1,482,194	5.26	28.34	22.51
IND	Redland	127,777	3,561,644	1,164,550	4,726,194	722,172	1,188,128	6,636,494	5.65	51.94	36.99
IND	Rockhampton	59,662	1,002,787	177,109	1,179,896	338,046	195,599	1,713,541	5.67	28.72	19.78
IND	Thuringowa	57,448	1,244,274	1,442,355	2,686,629	236,040	78,737	3,001,406	4.11	52.25	46.77
IND	Toowoomba	99,597	1,600,641	1,527,064	3,127,705	505,416	32,469	3,665,590	5.07	36.80	31.40
IND	Townsville	97,923	1,906,541	2,495,999	4,402,540	479,335	418,371	5,300,246	4.90	54.13	44.96
IND	Warwick	21,530	337,003	447,610	784,613	136,145	20,293	941,051	6.32	43.71	36.44
IND	Whitsunday	16,874	387,435	86,579	474,014	103,862	96,075	673,951	6.16	39.94	28.09
IND	Independent Total	3,471,971	\$65,862,381	\$48,242,295	\$114,104,676	\$20,980,642	\$9,895,988	\$144,981,306	\$6.04	\$41.76	\$32.86
CLS	Aramac	712	59,019	31,800	90,818	1,371	-	92,189	1.92	129.48	127.55
CLS	Balonne	5,587	123,758	19,035	142,793	-	-	142,793	0.00	25.56	25.56
CLS	Barcaldine	1,692	39,330	14,342	53,672	-	-	53,672	0.00	31.72	31.72
CLS	Barcoo	464	28,240	4,644	32,884	402	-	33,286	0.87	71.74	70.87

Lib Type	Library service:	Pop.	OPERATING EXPENDITURE (\$)			LIBRARY MATERIALS	CAPITAL	Total Expenditure	Per Capita (\$)		
			Salaries	Operating costs	Total Operating Expenditure	Collections	Capital projects		Collections \$ per capita	Total Exp per Capita (inc. Capital)	Total Operating per Capita
CLS	Bauhinia	2,240	139,473	27,614	167,087	-	-	167,087	0.00	74.59	74.59
CLS	Belyando	10,524	253,946	51,271	305,217	-	733	305,950	0.00	29.07	29.00
CLS	Bendemere	994	21,689	13,179	34,869	-	-	34,869	0.00	35.08	35.08
CLS	Biggenden	1,537	19,288	9,400	28,688	169	-	28,857	0.11	18.77	18.66
CLS	Blackall	1,659	29,086	25,354	54,440	-	-	54,440	0.00	32.81	32.81
CLS	Boonah	8,567	158,370	314,920	473,290	1,820	-	475,110	0.21	55.46	55.25
CLS	Booringa	1,861	71,046	23,745	94,790	-	-	94,790	0.00	50.94	50.94
CLS	Boulia	553	59,863	36,027	95,890	-	-	95,890	0.00	173.40	173.40
CLS	Broadsound	6,489	114,051	32,779	146,831	9,054	18,287	174,172	1.40	26.84	22.63
CLS	Bulloo	474	14,223	8,376	22,599	-	5,089	27,688	0.00	58.41	47.68
CLS	Bungil	1,959	20,289	11,796	32,085	-	-	32,085	0.00	16.38	16.38
CLS	Burke	487	18,354	-	18,354	2,751	-	21,106	5.65	43.34	37.69
CLS	Calliope	16,210	404,096	325,609	729,705	-	-	729,705	0.00	45.02	45.02
CLS	Cardwell	11,230	148,933	33,392	182,325	11,412	1,018,279	1,212,016	1.02	107.93	16.24
CLS	Carpentaria	2,420	78,376	17,001	95,377	586	-	95,963	0.24	39.65	39.41
CLS	Charters Towers	8,832	155,666	71,481	227,147	-	-	227,147	0.00	25.72	25.72
CLS	Chinchilla	6,133	136,632	34,264	170,896	-	-	170,896	0.00	27.87	27.87
CLS	Clifton	2,492	46,346	26,689	73,035	564	-	73,599	0.23	29.53	29.31
CLS	Cloncurry	3,836	60,274	22,028	82,302	-	-	82,302	0.00	21.46	21.46
CLS	Cook	4,081	110,120	438,352	548,472	1,100	-	549,572	0.27	134.67	134.40
CLS	Crows Nest	11,677	157,481	74,831	232,312	-	-	232,312	0.00	19.89	19.89
CLS	Croydon*	286	3,988	1,386	5,374	-	-	5,374	0.00	18.79	18.79
CLS	Dalby & Wambo	15,491	208,998	134,037	343,035	14,446	-	357,481	0.93	23.08	22.14
CLS	Diamantina	306	6,534	2,770	9,304	4,815	-	14,119	15.74	46.14	30.41
CLS	Douglas	11,275	195,185	81,436	276,621	22,763	1,292,102	1,591,486	2.02	141.15	24.53
CLS	Duarina	6,689	208,078	30,434	238,512	-	-	238,512	0.00	35.66	35.66
CLS	Eacham	6,405	106,522	18,770	125,292	933	242,703	368,928	0.15	57.60	19.56
CLS	Eidsvold	936	25,907	13,949	39,856	-	-	39,856	0.00	42.58	42.58
CLS	Emerald	13,502	204,338	106,921	311,260	8,848	-	320,108	0.66	23.71	23.05
CLS	Esk	15,206	91,037	53,277	144,314	871	13,270	158,455	0.06	10.42	9.49
CLS	Etheridge	1,007	134,384	11,198	145,581	200	-	145,781	0.20	144.77	144.57
CLS	Flinders	2,003	56,401	29,242	85,643	730	5,825	92,198	0.36	46.03	42.76
CLS	Gayndah	2,939	56,707	19,803	76,510	-	-	76,510	0.00	26.03	26.03
CLS	Goondiwindi	8,029	89,951	54,301	144,252	6,073	-	150,325	0.76	18.72	17.97
CLS	Herberton	5,508	140,535	13,840	154,375	931	-	155,306	0.17	28.20	28.03
CLS	Ilfacombe	367	5,308	15,000	20,308	890	-	21,198	2.43	57.76	55.34
CLS	Inglewood	2,637	50,703	57,778	108,480	597	-	109,078	0.23	41.36	41.14
CLS	Isis	6,141	79,939	177,728	257,667	1,000	-	258,667	0.16	42.12	41.96
CLS	Isisford	301	9,513	6,274	15,787	-	-	15,787	0.00	52.45	52.45
CLS	Jericho	1,101	24,418	1,543	25,961	-	-	25,961	0.00	23.58	23.58

Lib Type	Library service:	Pop.	OPERATING EXPENDITURE (\$)			LIBRARY MATERIALS	CAPITAL	Total Expenditure	Per Capita (\$)		
			Salaries	Operating costs	Total Operating Expenditure	Collections	Capital projects		Collections \$ per capita	Total Exp per Capita (inc. Capital)	Total Operating per Capita
CLS	Jondaryan	13,864	132,000	103,331	235,331	5,400	-	240,731	0.39	17.36	16.97
CLS	Kilcoy	3,467	45,060	16,819	61,879	728	-	62,607	0.21	18.06	17.85
CLS	Kilkivan	3,283	59,311	12,010	71,321	-	-	71,321	0.00	21.72	21.72
CLS	Kolan	4,550	39,476	11,140	50,616	977	25,000	76,593	0.21	16.83	11.12
CLS	Laidley	13,351	202,469	28,356	230,825	10,036	-	240,861	0.75	18.04	17.29
CLS	Longreach	4,009	69,231	10,120	79,350	-	-	79,350	0.00	19.79	19.79
CLS	McKinlay	1,038	56,743	26,801	83,544	-	-	83,544	0.00	80.49	80.49
CLS	Millmerran	3,367	74,642	18,512	93,154	2,207	-	95,361	0.66	28.32	27.67
CLS	Mirani	5,299	60,179	11,001	71,180	3,440	-	74,620	0.65	14.08	13.43
CLS	Miriam Vale	5,113	20,074	17,036	37,110	-	-	37,110	0.00	7.26	7.26
CLS	Monto	2,473	57,069	17,795	74,864	-	-	74,864	0.00	30.27	30.27
CLS	Mount Morgan	3,052	82,412	5,231	87,643	-	4,596	92,239	0.00	30.22	28.72
CLS	Mundubbera	2,395	61,898	9,923	71,821	500	-	72,321	0.21	30.20	29.99
CLS	Murgon	3,722	69,948	14,645	84,593	2,725	-	87,318	0.73	23.46	22.73
CLS	Murilla	2,725	75,973	2,231	78,204	2,940	-	81,144	1.08	29.78	28.70
CLS	Murweh	5,019	94,590	22,557	117,147	-	-	117,147	0.00	23.34	23.34
CLS	Nanango	8,700	179,113	35,540	214,653	-	-	214,653	0.00	24.67	24.67
CLS	Nebo	2,144	70,589	20,661	91,251	-	-	91,251	0.00	42.56	42.56
CLS	Paroo	2,170	90,075	74,225	164,300	1,560	-	165,860	0.72	76.43	75.71
CLS	Peak Downs	3,154	86,497	56,310	142,807	7,605	9,091	159,502	2.41	50.57	45.28
CLS	Perry	437	18,990	7,395	26,385	800	-	27,185	1.83	62.21	60.38
CLS	Pittsworth	4,896	64,677	3,478	68,155	-	-	68,155	0.00	13.92	13.92
CLS	Quilpie	1,073	34,038	44,532	78,570	-	-	78,570	0.00	73.22	73.22
CLS	Richmond	1,145	20,128	20,009	40,137	50	-	40,187	0.04	35.10	35.05
CLS	Roma Town	6,752	88,048	28,575	116,622	2,193	-	118,816	0.32	17.60	17.27
CLS	Rosalie	8,963	141,825	151,703	293,527	-	-	293,527	0.00	32.75	32.75
CLS	Sarina	9,979	105,138	28,744	133,882	-	-	133,882	0.00	13.42	13.42
CLS	Stanthorpe	10,575	179,868	50,873	230,741	6,301	-	237,042	0.60	22.42	21.82
CLS	Tambo	633	30,000	12,482	42,482	-	-	42,482	0.00	67.11	67.11
CLS	Tara	3,958	89,957	78,746	168,703	-	-	168,703	0.00	42.62	42.62
CLS	Taroom	2,550	61,055	9,113	70,169	-	-	70,169	0.00	27.52	27.52
CLS	Tiaro	4,941	36,503	6,769	43,272	584	-	43,856	0.12	8.88	8.76
CLS	Torres	3,810	34,379	3,509	37,888	848	-	38,736	0.22	10.17	9.94
CLS	Warroo	1,063	54,355	10,099	64,454	-	-	64,454	0.00	60.63	60.63
CLS	Weipa	2,195	12,341	8,457	20,798	190	-	20,988	0.09	9.56	9.48
CLS	Winton	1,543	71,326	20,080	91,407	557	-	91,964	0.36	59.60	59.24
CLS	Wondai	4,339	77,959	16,562	94,521	-	-	94,521	0.00	21.78	21.78
CLS	Yarrabah	2,322	3,401	13,671	17,072	-	-	17,072	0.00	7.35	7.35
CLS	CLS Total	376,908	6,917,732	3,526,656	10,444,388	141,970	2,634,974	13,221,333	\$0.38	\$35.08	\$27.71

Lib Type	Library service:	Pop.	OPERATING EXPENDITURE (\$)			LIBRARY MATERIALS	CAPITAL	Total Expenditure	Per Capita (\$)		
			Salaries	Operating costs	Total Operating Expenditure	Collections	Capital projects		Collections \$ per capita	Total Exp per Capita (inc. Capital)	Total Operating per Capita
	<b>Grand Total</b>	<b>3,848,879</b>	<b>\$72,780,113</b>	<b>\$51,768,951</b>	<b>\$124,549,064</b>	<b>\$21,122,612</b>	<b>\$12,530,962</b>	<b>\$158,202,638</b>	<b>\$5.49</b>	<b>\$41.10</b>	<b>\$32.36</b>

\* Data not provided / Estimate only

Lib Type	Library service:	INCOME (\$)								per capita (\$)	
		Revenue	State Library grant	Capital Works Subsidy	Other grants	LG alloc - Operating	LG alloc - Capital	Revenue - Other	Total Income	LG Contrib per Capita	Grants per Capita
IND	Atherton	14,437	53,458	5,982	-	275,965	5,350	-	355,192	25.59	4.86
IND	Banana	16,303	69,368	-	8,000	-	-	-	93,671	-	4.86
IND	Beaudesert	20,340	279,910	-	-	1,040,020	3,835	-	1,344,105	17.58	4.71
IND	Bowen	11,224	61,102	-	-	235,274	14,616	-	322,216	19.89	4.86
IND	Brisbane	658,063	3,579,550	1,326,810	-	-	-	-	5,564,423	-	3.74
IND	Bundaberg	18,515	332,510	-	800	1,609,050	400,000	383,745	2,744,620	28.02	4.64
IND	Burdekin	14,732	90,617	-	-	-	-	-	105,349	-	4.86
IND	Caboolture	110,925	564,072	4,710	225,752	3,014,793	437,991	-	4,358,243	27.25	4.45
IND	Cairns	100,646	557,336	-	68,323	4,528,493	130,898	-	5,385,696	37.24	4.45
IND	Caloundra	109,337	397,807	8,560	121,108	3,010,261	208,633	34,721	3,890,427	37.23	4.60
IND	Cooloola	17,378	170,555	-	-	1,156,190	446,500	-	1,790,623	44.99	4.79
IND	Gatton	6,402	79,200	-	20,000	293,564	19,000	-	418,166	19.19	4.86
IND	Gladstone	8,186	137,528	-	-	-	-	-	145,714	-	4.83
IND	Gold Coast	79,922	1,755,024	44,000	-	11,436,692	8,334,385	3,513,612	25,163,635	42.14	3.74
IND	Hervey Bay	47,235	257,976	-	1,000	1,470,233	45,980	20,442	1,842,866	30.71	5.23
IND	Hinchinbrook	9,198	59,356	-	17,500	117,185	13,000	-	216,239	10.66	4.86
IND	Ipswich	134,939	605,580	-	-	7,346,100	67,500	3,087	8,157,206	54.68	4.47
IND	Johnstone	11,777	94,930	-	-	318,995	-	-	425,702	16.34	4.86
IND	Kingaroy	5,920	65,800	-	-	291,375	-	-	363,095	23.69	5.35
IND	Livingstone	5,564	136,172	-	-	621,082	17,353	3,856	784,027	22.62	4.83
IND	Logan	119,335	739,083	-	1,314	5,923,494	2,775,518	583,012	10,141,756	50.19	4.26
IND	Mackay	98,457	370,406	-	10,486	2,230,635	69,516	-	2,779,501	28.82	4.64
IND	Mareeba	15,934	90,728	822	-	432,618	79,282	-	619,384	27.43	4.86
IND	Maroochy	100,456	617,347	113,131	-	5,031,228	893,932	-	6,756,094	42.00	4.38
IND	Maryborough	60,767	138,759	-	-	-	-	-	199,526	-	4.83
IND	Mount Isa	20,518	99,700	-	55,067	651,744	-	-	827,029	31.54	4.83
IND	Noosa	26,439	226,140	-	28,839	1,616,866	657,023	12,995	2,568,302	47.76	4.75
IND	Pine Rivers	228,512	614,498	-	17,900	5,477,635	240,558	-	6,579,103	41.07	4.41
IND	Redcliffe	73,242	246,496	-	-	1,105,210	57,246	-	1,482,194	22.23	4.71
IND	Redland	25,122	568,736	224,744	-	5,855,676	1,254,627	-	7,928,905	55.65	4.45
IND	Rockhampton	45,489	281,777	-	-	1,040,590	-	35,000	1,402,856	17.44	4.72
IND	Thuringowa	16,225	270,743	-	27,074	2,694,689	263,277	18,317	3,290,325	51.49	4.71
IND	Toowoomba	36,791	454,483	-	-	2,593,902	32,469	42,528	3,160,173	26.37	4.56
IND	Townsville	72,166	446,845	-	-	2,870,121	41,831	54,500	3,485,463	29.74	4.56
IND	Warwick	21,953	111,674	-	4,000	469,089	20,000	-	626,716	22.72	5.19
IND	Whitsunday	17,504	82,030	-	21,000	609,821	-	-	730,355	36.14	4.86
IND	<b>Independent Total</b>	<b>\$2,379,955</b>	<b>\$14,707,296</b>	<b>\$1,728,759</b>	<b>\$628,163</b>	<b>\$75,368,590</b>	<b>\$16,530,320</b>	<b>\$4,705,815</b>	<b>\$116,048,898</b>	<b>\$26.47</b>	<b>\$4.24</b>
CLS	Aramac	362	500	-	-	-	-	-	862	-	0.70
CLS	Balonne	1,659	-	683	-	-	-	-	2,342	-	-
CLS	Barcaldine	-	500	-	-	-	-	2,688	3,188	-	0.30
CLS	Barcoo	174	500	-	-	-	-	-	674	-	1.08
CLS	Bauhinia	4,132	500	-	2,000	167,087	-	-	173,719	74.59	0.22

Lib Type	Library service:	INCOME (\$)								per capita (\$)	
		Revenue	State Library grant	Capital Works Subsidy	Other grants	LG alloc - Operating	LG alloc - Capital	Revenue - Other	Total Income	LG Contrib per Capita	Grants per Capita
CLS	Belyando	6,763	500	-	-	-	-	-	7,263	-	0.05
CLS	Bendemere	-	-	-	-	-	-	-	-	-	-
CLS	Biggenden	-	-	-	-	-	-	1,048	1,048	-	-
CLS	Blackall	908	500	-	-	56,300	-	-	57,708	33.94	0.30
CLS	Boonah	10,330	500	-	-	-	-	-	10,830	-	0.06
CLS	Booringa	3,219	500	-	-	-	-	-	3,719	-	0.27
CLS	Boulia	5,860	-	-	-	-	-	-	5,860	-	-
CLS	Broadsound	3,860	500	2,856	-	156,500	12,000	-	175,716	25.97	0.08
CLS	Bulloo	405	500	-	-	-	-	-	905	-	1.05
CLS	Bungil	-	500	-	-	-	-	-	500	-	0.26
CLS	Burke	301	500	-	-	-	-	-	801	-	1.03
CLS	Calliope	47,756	500	-	11,364	-	-	2,900	62,520	-	0.03
CLS	Cardwell	9,127	500	96,978	-	-	-	-	106,605	-	0.04
CLS	Carpentaria	136	-	-	-	-	-	5,111	5,247	-	-
CLS	Charters Towers	64,216	500	-	-	162,431	-	-	227,147	18.39	0.06
CLS	Chinchilla	4,429	500	-	-	-	-	-	4,929	-	0.08
CLS	Clifton	-	500	1,260	-	154	-	-	1,914	0.06	0.20
CLS	Cloncurry	6,160	500	-	-	-	-	-	6,660	-	0.13
CLS	Cook	7,479	500	-	-	-	-	-	7,979	-	0.12
CLS	Crows Nest	2,316	500	-	-	238,716	-	-	241,532	20.44	0.04
CLS	Croydon*	-	-	-	-	5,250	-	-	5,250	18.36	-
CLS	Dalby & Wambo	11,632	-	-	-	300,000	-	-	311,632	19.37	-
CLS	Diamantina	-	-	-	-	20,000	-	-	20,000	65.36	-
CLS	Douglas	2,750	500	146,082	-	273,371	1,146,020	-	1,568,723	125.89	0.04
CLS	Duarina	8,997	500	-	11,789	247,173	66,000	-	334,459	46.82	0.07
CLS	Eacham	4,386	500	26,173	10,500	125,292	233,365	-	400,216	56.00	0.08
CLS	Eidsvold	3,073	500	-	-	3,900	-	-	7,473	4.17	0.53
CLS	Emerald	6,344	500	-	23,586	289,678	-	-	320,108	21.45	0.04
CLS	Esk	5,773	500	-	-	143,169	10,000	-	159,442	10.07	0.03
CLS	Etheridge	3,820	500	-	-	145,581	-	-	149,902	144.57	0.50
CLS	Flinders	734	500	1,165	-	-	-	-	2,399	-	0.25
CLS	Gayndah	6,707	500	-	-	-	-	-	7,207	-	0.17
CLS	Goondiwindi	6,740	500	-	-	136,000	-	-	143,240	16.94	0.06
CLS	Herberton	1,961	-	-	-	-	-	-	1,961	-	-
CLS	Ilfracombe	92	500	-	-	-	-	-	592	-	1.36
CLS	Inglewood	3,368	-	-	-	-	-	-	3,368	-	-
CLS	Isis	1,253	500	-	-	181,493	2,000	-	185,246	29.88	0.08
CLS	Isisford	-	-	-	-	-	-	-	-	-	-
CLS	Jericho	79	500	-	-	27	-	-	606	0.02	0.45
CLS	Jondaryan	2,363	500	-	2,000	132,000	-	-	136,863	9.52	0.04
CLS	Kilcoy	1,528	500	-	-	-	-	-	2,028	-	0.14
CLS	Kilkivan	-	500	-	-	-	-	-	500	-	0.15

Lib Type	Library service:	INCOME (\$)								per capita (\$)	
		Revenue	State Library grant	Capital Works Subsidy	Other grants	LG alloc - Operating	LG alloc - Capital	Revenue - Other	Total Income	LG Contrib per Capita	Grants per Capita
CLS	Kolan	488	500	-	-	52,600	18,000	-	71,588	15.52	0.11
CLS	Laidley	3,717	500	-	-	230,825	4,351	-	239,392	17.61	0.04
CLS	Longreach	316	500	-	-	-	-	-	816	-	0.12
CLS	McKinlay	4,606	500	-	-	83,000	-	-	88,106	79.96	0.48
CLS	Millmerran	3,417	500	-	-	-	-	-	3,917	-	0.15
CLS	Mirani	1,200	500	-	-	-	-	-	1,700	-	0.09
CLS	Miriam Vale	3,436	500	-	-	-	-	-	3,936	-	0.10
CLS	Monto	-	500	-	6,000	-	-	199	6,699	-	0.20
CLS	Mount Morgan	195	-	-	-	-	-	-	195	-	-
CLS	Mundubbera	256	500	-	-	-	-	10,143	10,899	-	0.21
CLS	Murgon	-	500	1,394	-	-	-	-	1,894	-	0.13
CLS	Murilla	977	500	-	-	-	-	-	1,477	-	0.18
CLS	Murweh	572	500	-	-	-	-	-	1,072	-	0.10
CLS	Nanango	163	500	-	-	32,000	-	-	32,663	3.68	0.06
CLS	Nebo	1,684	500	-	-	-	-	-	2,184	-	0.23
CLS	Paroo	4,171	-	-	4,010	-	-	-	8,181	-	-
CLS	Peak Downs	1,221	-	-	-	-	-	1,583	2,804	-	-
CLS	Perry	-	500	-	-	40,129	-	-	40,629	91.83	1.14
CLS	Pittsworth	-	500	-	-	-	-	837	1,337	-	0.10
CLS	Quilpie	2,377	500	-	-	-	-	-	2,877	-	0.47
CLS	Richmond	201	500	-	3,258	-	-	522	4,481	-	0.44
CLS	Roma Town	6,653	500	-	-	111,662	-	-	118,816	16.54	0.07
CLS	Rosalie	2,971	-	119,873	-	303,750	-	-	426,594	33.89	-
CLS	Sarina	10,088	500	-	-	140,400	-	-	150,988	14.07	0.05
CLS	Stanthorpe	17,687	500	-	-	218,855	8,619	-	245,661	21.51	0.05
CLS	Tambo	-	500	-	-	-	-	-	500	-	0.79
CLS	Tara	24,181	500	-	-	-	-	-	24,681	-	0.13
CLS	Taroom	257	-	-	-	-	-	-	257	-	-
CLS	Tiaro	587	-	-	-	-	-	-	587	-	-
CLS	Torres	-	500	-	-	34,789	-	3,397	38,686	9.13	0.13
CLS	Warroo	1,475	500	-	-	-	-	-	1,975	-	0.47
CLS	Weipa	2,947	-	-	-	-	-	-	2,947	-	-
CLS	Winton	3,208	500	-	-	-	-	-	3,708	-	0.32
CLS	Wondai	1,375	-	-	-	94,521	-	-	95,896	21.78	-
CLS	Yarrabah	-	500	-	-	17,072	-	-	17,572	7.35	0.22
CLS	CLS Total	\$351,619	\$31,500	\$396,464	\$74,506	\$4,143,725	\$1,500,355	\$28,429	\$6,526,599	\$14.97	\$0.08
	Grand Total	\$2,731,574	\$14,738,796	\$2,125,223	\$702,670	\$79,512,315	\$18,030,675	\$4,734,245	\$122,575,497	\$25.34	\$3.83
* Data not provided / Estimate only											

Lib Type	Library service:	Information Technology									
		Library Manag. System	Managed LMS Service	z39.50 Connectivity	z39.50 Connectivity Enabled	Self issue terminals	% of Loans through self issue terminals	Self return terminals	% of Returns through self return terminals	Emailed Notices	SMS Notices
IND	Atherton	Libero	NO	YES	NO	-	-	-	-	NO	NO
IND	Banana	Aurora	NO	YES	YES	-	-	-	-	NO	NO
IND	Beaudesert	Civica - Spydus	NO	YES	NO	-	-	-	-	YES	NO
IND	Bowen	Libero	NO	YES	YES	-	-	-	-	NO	NO
IND	Brisbane	SirsiDynix Unicorn	NO	YES	NO	45	56%	1	45%	YES	NO
IND	Bundaberg	Civica - Spydus	NO	YES	YES	-	-	-	-	YES	NO
IND	Burdekin	SirsiDynix Unicorn	NO	NO	NO	-	-	-	-	YES	NO
IND	Caboolture	Civica - Spydus	NO	YES	YES	-	-	-	-	YES	NO
IND	Cairns	Libero	NO	YES	NO	1	-	-	-	NO	NO
IND	Caloundra	SirsiDynix Horizon	NO	YES	YES	-	-	-	-	NO	NO
IND	Cooloola	Civica - Spydus	NO	YES	YES	-	-	-	-	NO	NO
IND	Gatton	Civica - Spydus	YES	YES	NO	-	-	-	-	YES	NO
IND	Gladstone	Aurora	NO	YES	NO	-	-	-	-	YES	NO
IND	Gold Coast	SirsiDynix Unicorn	NO	YES	NO	-	-	-	-	YES	NO
IND	Hervey Bay	Aurora	NO	YES	YES	-	-	-	-	NO	NO
IND	Hinchinbrook	c2	NO	YES	NO	-	-	-	-	NO	NO
IND	Ipswich	SirsiDynix Horizon	NO	YES	YES	2.00	0.12	-	-	NO	NO
IND	Johnstone	Libero	NO	YES	NO	-	-	-	-	NO	NO
IND	Kingaroy	Civica - Spydus	NO	YES	NO	-	-	-	-	NO	NO
IND	Livingstone	Civica - Spydus	NO	YES	NO	-	-	-	-	NO	NO
IND	Logan	SirsiDynix Horizon	NO	YES	YES	2	4%	-	-	YES	NO

Lib Type	Library service:	Information Technology									
		Library Manag. System	Managed LMS Service	z39.50 Connectivity	z39.50 Connectivity Enabled	Self issue terminals	% of Loans through self issue terminals	Self return terminals	% of Returns through self return terminals	Emailed Notices	SMS Notices
IND	Mackay	Aurora	NO	YES	YES	2	9%	-	-	NO	NO
IND	Mareeba	Civica - Spydus	NO	YES	NO	-	-	-	-	NO	NO
IND	Maroochy	Civica - Spydus	NO	YES	NO	4	11%	-	-	YES	NO
IND	Maryborough	Libero	NO	YES	YES	-	-	-	-	NO	NO
IND	Mount Isa	Amlib	NO	YES	NO	-	-	-	-	YES	NO
IND	Noosa	Civica - Spydus	NO	YES	YES	1	19%	-	-	YES	NO
IND	Pine Rivers	SirsiDynix Unicorn	NO	YES	NO	3	11%	3	9%	YES	YES
IND	Redcliffe	SirsiDynix Horizon	NO	YES	NO	1	18%	-	-	NO	NO
IND	Redland	SirsiDynix Horizon	NO	NO	NO	-	-	-	-	YES	NO
IND	Rockhampton	SirsiDynix Unicorn	NO	YES	NO	-	-	-	-	YES	NO
IND	Thuringowa	Civica - Spydus	NO	NO	NO	1	22%	-	-	YES	NO
IND	Toowoomba	Civica - Spydus	NO	YES	NO	-	-	-	-	YES	NO
IND	Townsville	Civica - Spydus	NO	YES	NO	-	-	-	-	NO	NO
IND	Warwick	Civica - Spydus	NO	YES	YES	-	-	-	-	NO	NO
IND	Whitsunday	Aurora	NO	YES	YES	-	-	-	-	NO	NO
IND	<b>Independent Total</b>		<b>1</b>		<b>14</b>	<b>62</b>		<b>4</b>		<b>17</b>	<b>1</b>
CLS	Aramac	Aurora	NO	YES	NO	-	-	-	-	NO	NO
CLS	Balonne	Aurora	NO	YES	NO	-	-	-	-	NO	NO
CLS	Barcaldine	Aurora	NO	YES	NO	-	-	-	-	NO	NO
CLS	Barcoo	Aurora	NO	YES	NO	-	-	-	-	NO	NO
CLS	Bauhinia	Aurora	NO	YES	NO	-	-	-	-	NO	NO
CLS	Belyando	Aurora	NO	YES	NO	-	-	-	-	NO	NO
CLS	Bendemere	Aurora	NO	YES	NO	-	-	-	-	NO	NO
CLS	Biggenden	Aurora	NO	YES	NO	-	-	-	-	NO	NO
CLS	Blackall	Aurora	NO	YES	NO	-	-	-	-	NO	NO
CLS	Boonah	Aurora	NO	YES	NO	-	-	-	-	NO	NO

Lib Type	Library service:	Information Technology									
		Library Manag. System	Managed LMS Service	z39.50 Connectivity	z39.50 Connectivity Enabled	Self issue terminals	% of Loans through self issue terminals	Self return terminals	% of Returns through self return terminals	Emailed Notices	SMS Notices
CLS	Booringa	Aurora	NO	YES	NO	-	-	-	-	NO	NO
CLS	Bouliia	Aurora	NO	YES	NO	-	-	-	-	NO	NO
CLS	Broadsound	Aurora	NO	YES	NO	-	-	-	-	NO	NO
CLS	Bulloo	Aurora	NO	YES	NO	-	-	-	-	NO	NO
CLS	Bungil	Aurora	NO	YES	NO	-	-	-	-	NO	NO
CLS	Burke	Aurora	NO	YES	NO	-	-	-	-	NO	NO
CLS	Calliope	Aurora	NO	YES	NO	-	-	-	-	NO	NO
CLS	Cardwell	Aurora	NO	YES	NO	-	-	-	-	NO	NO
CLS	Carpentaria	Aurora	NO	NO	NO	-	-	-	-	NO	NO
CLS	Charters Towers	Aurora	NO	NO	NO	-	-	-	-	NO	NO
CLS	Chinchilla	Aurora	NO	YES	NO	-	-	-	-	NO	NO
CLS	Clifton	Aurora	NO	YES	NO	-	-	-	-	NO	NO
CLS	Cloncurry	Aurora	NO	YES	NO	-	-	-	-	NO	NO
CLS	Cook	Aurora	NO	YES	NO	-	-	-	-	NO	NO
CLS	Crows Nest	Aurora	NO	YES	NO	-	-	-	-	YES	NO
CLS	Croydon	Aurora	NO	YES	NO	-	-	-	-	NO	NO
CLS	Dalby & Wambo	Civica - Spydus	YES	YES	YES	-	-	-	-	YES	NO
CLS	Diamantina	Aurora	NO	YES	NO	-	-	-	-	NO	NO
CLS	Douglas	Aurora	NO	YES	NO	-	-	-	-	NO	NO
CLS	Duaringa	Aurora	NO	YES	NO	-	-	-	-	NO	NO
CLS	Eacham	Aurora	NO	YES	NO	-	-	-	-	NO	NO
CLS	Eidsvold	Aurora	NO	YES	NO	-	-	-	-	NO	NO
CLS	Emerald	Aurora	NO	YES	NO	-	-	-	-	NO	NO
CLS	Esk	Aurora	NO	YES	NO	-	-	-	-	NO	NO
CLS	Etheridge	Aurora	NO	NO	NO	-	-	-	-	NO	NO
CLS	Flinders	Aurora	NO	YES	NO	-	-	-	-	NO	NO
CLS	Gayndah	Aurora	NO	YES	NO	-	-	-	-	NO	NO
CLS	Goondiwindi	Aurora	NO	NO	NO	-	-	-	-	NO	NO
CLS	Herberton	Aurora	NO	YES	NO	-	-	-	-	NO	NO
CLS	Ilfracombe	Aurora	NO	NO	NO	-	-	-	-	NO	NO
CLS	Inglewood	N/A	N/A	N/A	N/A	-	-	-	-	N/A	N/A
CLS	Isis	Aurora	NO	NO	NO	-	-	-	-	NO	NO
CLS	Isisford	Aurora	NO	YES	NO	-	-	-	-	NO	NO
CLS	Jericho	N/A	N/A	N/A	N/A	-	-	-	-	NO	NO
CLS	Jondaryan	Aurora	NO	YES	NO	-	-	-	-	YES	NO
CLS	Kilcoy	Aurora	NO	YES	NO	-	-	-	-	NO	NO
CLS	Kilkivan	Aurora	NO	YES	NO	-	-	-	-	NO	NO

Lib Type	Library service:	Information Technology									
		Library Manag. System	Managed LMS Service	z39.50 Connectivity	z39.50 Connectivity Enabled	Self issue terminals	% of Loans through self issue terminals	Self return terminals	% of Returns through self return terminals	Emailed Notices	SMS Notices
CLS	Kolan	Aurora	NO	YES	NO	-	-	-	-	NO	NO
CLS	Laidley	Aurora	NO	YES	NO	-	-	-	-	NO	NO
CLS	Longreach	Aurora	NO	YES	NO	-	-	-	-	NO	NO
CLS	McKinlay	Aurora	NO	YES	NO	-	-	-	-	NO	NO
CLS	Millmerran	Aurora	NO	YES	NO	-	-	-	-	NO	NO
CLS	Mirani	Aurora	NO	YES	NO	-	-	-	-	NO	NO
CLS	Miriam Vale	Aurora	NO	YES	NO	-	-	-	-	NO	NO
CLS	Monto	Aurora	NO	YES	NO	-	-	-	-	NO	NO
CLS	Mount Morgan	Aurora	NO	YES	NO	-	-	-	-	NO	NO
CLS	Mundubbera	Aurora	NO	YES	NO	-	-	-	-	NO	NO
CLS	Murgon	Aurora	NO	YES	NO	-	-	-	-	NO	NO
CLS	Murilla	Aurora	NO	YES	NO	-	-	-	-	NO	NO
CLS	Murweh	Aurora	NO	YES	NO	-	-	-	-	NO	NO
CLS	Nanango	Aurora	NO	YES	NO	-	-	-	-	NO	NO
CLS	Nebo	Aurora	NO	YES	NO	-	-	-	-	NO	NO
CLS	Paroo	Aurora	NO	YES	NO	-	-	-	-	NO	NO
CLS	Peak Downs	Aurora	NO	YES	NO	-	-	-	-	NO	NO
CLS	Perry	Aurora	NO	YES	NO	-	-	-	-	NO	NO
CLS	Pittsworth	Aurora	NO	YES	NO	-	-	-	-	NO	NO
CLS	Quilpie	Aurora	NO	YES	NO	-	-	-	-	NO	NO
CLS	Richmond	Aurora	NO	YES	NO	-	-	-	-	NO	NO
CLS	Roma Town	Aurora	NO	YES	NO	-	-	-	-	NO	NO
CLS	Rosalie	Aurora	NO	YES	NO	-	-	-	-	NO	NO
CLS	Sarina	Aurora	NO	YES	NO	-	-	-	-	NO	NO
CLS	Stanthorpe	Aurora	NO	YES	YES	-	-	-	-	NO	NO
CLS	Tambo	Aurora	NO	YES	NO	-	-	-	-	NO	NO
CLS	Tara	Aurora	NO	YES	NO	-	-	-	-	NO	NO
CLS	Taroom	Aurora	NO	YES	NO	-	-	-	-	NO	NO
CLS	Tiaro	Aurora	NO	YES	NO	-	-	-	-	NO	NO
CLS	Torres	Aurora	NO	NO	NO	-	-	-	-	NO	NO
CLS	Warroo	Aurora	NO	YES	NO	-	-	-	-	NO	NO
CLS	Weipa	Aurora	NO	YES	NO	-	-	-	-	NO	NO
CLS	Winton	Aurora	NO	YES	NO	-	-	-	-	NO	NO
CLS	Wondai	Aurora	NO	YES	NO	-	-	-	-	NO	NO
CLS	Yarrabah	Aurora	NO	YES	NO	-	-	-	-	NO	NO
CLS	CLS TOTAL		1		2					3	0
	<b>Grand Total</b>		<b>2</b>		<b>16</b>	<b>62</b>		<b>4</b>		<b>20</b>	<b>1</b>

Lib Type	Library service:	Information Technology									
		Library Manag. System	Managed LMS Service	z39.50 Connectivity	z39.50 Connectivity Enabled	Self issue terminals	% of Loans through self issue terminals	Self return terminals	% of Returns through self return terminals	Emailed Notices	SMS Notices
* Data not provided											

Lib Type	Library service:	Pop.	Information Technology							Access		
			Total No. public access PCs	Public Access PCs without Internet Access	Public access PCs with Internet	Colour printing Yes/No	Internet Connectivity	Library Branches (inc. Mobile Libraries)	Branches with Internet (inc. Mobile Libraries)	Branches Online	PCs Access per 10,000 people	Internet Access per 10,000 people
IND	Atherton	10,994	6	2	4	YES	wireless	1	1	100%	5.46	3.64
IND	Banana	14,266	8	2	6	NO	ADSL	4	4	100%	5.61	4.21
IND	Beaudesert	59,393	32	18	14	YES	ADSL	6	6	100%	5.39	2.36
IND	Bowen	12,566	6	3	3	YES	512k ADSL	2	2	100%	4.77	2.39
IND	Brisbane	957,010	462	215	247	NO	YES	33	33	100%	4.83	2.58
IND	Bundaberg	71,692	15	8	7	-	-	1	1	100%	2.09	0.98
IND	Burdekin	18,636	7	3	4	YES	Broadband	2	2	100%	3.76	2.15
IND	Caboolture	126,729	40	15	25	YES	Yes	6	6	100%	3.16	1.97
IND	Cairns	125,132	61	13	48	NO	Babinda Edmonton Gordonvale Manunda Stratford branches 1.5Mb/256Kb City Earlville Smithfield branches 4Mb/S.	8	8	100%	4.87	3.84
IND	Caloundra	86,468	44	15	29	NO	512K ADSL - All Branches; 128K ADSL - Mobile Library	5	5	100%	5.09	3.35
IND	Coolooloa	35,624	32	12	20	NO	Yes	4	4	100%	8.98	5.61
IND	Gatton	16,288	7	3	4	YES	512K, 10GB	2	2	100%	4.30	2.46
IND	Gladstone	28,503	22	12	10	NO	Broadband; ISDN line	1	1	100%	7.72	3.51
IND	Gold Coast	469,214	201	2	199	NO	Varies between 56k Dialup, 128k ISDN, 256k ADSL and 2mb Microwave.	18	18	100%	4.28	4.24
IND	Hervey Bay	49,371	20	7	13	YES	Pialba - 1500/256 Howard & Burrum Heads 512/64	3	3	100%	4.05	2.63
IND	Hinchinbrook	12,207	6	3	3	YES	dial-up, 52kbps	2	2	100%	4.92	2.46
IND	Ipswich	135,579	50	4	46	YES	2MB Ipswich, 512/512 ADSL Redbank Plains, 512/512 ADSL Redbank Plaza, 64k ISDN - Mobile (satellite as at Aug 2006)	4	4	100%	3.69	3.39
IND	Johnstone	19,523	7	3	4	YES	ADSL - 1500 down to 56 up Premium Organisational grade internet connection	1	1	100%	3.59	2.05
IND	Kingaroy	12,302	5	2	3	YES	ADSL 256 upload, 1500 download	1	1	100%	4.06	2.44
IND	Livingstone	28,222	17	3	14	NO	Broadband	4	4	100%	6.02	4.96
IND	Logan	173,331	105	5	100	YES	min 1.5MB download at all branches	5	5	100%	6.06	5.77
IND	Mackay	79,824	16	-	16	NO	ASDL at 2 branches, dial up and wireless at 1 branch, dial up and satellite at 1 branch	4	4	100%	2.00	2.00
IND	Mareeba	18,659	10	5	5	YES	512/128Kbps ADSL.	2	2	100%	5.36	2.68

Lib Type	Library service:	Pop.	Information Technology					Access				
			Total No. public access PCs	Public Access PCs without Internet Access	Public access PCs with Internet	Colour printing Yes/No	Internet Connectivity	Library Branches (inc. Mobile Libraries)	Branches with Internet (inc. Mobile Libraries)	Branches Online	PCs Access per 10,000 people	Internet Access per 10,000 people
IND	Maroochy	141,069	55	34	21	YES	Maroochy Library - Broadband 1.5M; Nambour Library Broadband 516K; Cooloolun Library 516K Broadband; Kenilworth dial-up 33.6K	5	5	100%	3.90	1.49
IND	Maryborough	28,758	8	4	4	YES	100Mbps	1	1	100%	2.78	1.39
IND	Mount Isa	20,663	14	7	7	YES	Adsl 512kbps downstream / 256kbps upstream provided courtesy of tpg	1	1	100%	6.78	3.39
IND	Noosa	47,606	16	9	7	YES	Telstra DSL Broadband - 1500 kbps/256 kbps	2	2	100%	3.36	1.47
IND	Pine Rivers	139,228	74	19	55	YES	3x256kbps unlimited	6	6	100%	5.32	3.95
IND	Redcliffe	52,303	27	10	17	NO	Wireless feed. Speed 10 mb	1	1	100%	5.16	3.25
IND	Redland	127,777	76	40	36	YES	3 Island Libs 64 ISDN	9	9	100%	5.95	2.82
IND	Rockhampton	59,662	19	6	13	YES	-	2	2	100%	3.18	2.18
IND	Thuringowa	57,448	8	-	8	YES	-	2	2	100%	1.39	1.39
IND	Toowoomba	99,597	22	5	17	YES	10Mbps	2	2	100%	2.21	1.71
IND	Townsville	97,923	20	-	20	-	4 MB	4	4	100%	2.04	2.04
IND	Warwick	21,530	11	3	8	NO	Broadband	4	4	100%	5.11	3.72
IND	Whitsunday	16,874	10	-	10	YES	ADSL	2	2	100%	5.93	5.93
IND	<b>Independent Total</b>	<b>3,471,971</b>	<b>1,539</b>	<b>492</b>	<b>1,047</b>			<b>160</b>	<b>160</b>	<b>100%</b>	<b>4.43</b>	<b>3.02</b>
CLS	Aramac	712	5	-	5	YES	Broadband	2	2	100%	70.22	70.22
CLS	Balonne	5,587	4	-	4	NO	-	4	4	100%	7.16	7.16
CLS	Barcaldine	1,692	4	2	2	YES	Broadband	1	1	100%	23.64	11.82
CLS	Barcoo	464	4	-	4	YES	ADSL with a backup of Broadband satellite	2	2	100%	86.21	86.21
CLS	Bauhinia	2,240	5	1	4	YES	dial up	2	2	100%	22.32	17.86
CLS	Belyando	10,524	20	3	17	YES	BROADBAND	2	2	100%	19.00	16.15
CLS	Bendemere	994	4	1	3	YES	Dial-Up - 31.2Kbps	3	3	100%	40.24	30.18
CLS	Biggenden	1,537	4	-	4	YES	Broadband	1	1	100%	26.02	26.02
CLS	Blackall	1,659	3	-	3	YES	Broadband	1	1	100%	18.08	18.08
CLS	Boonah	8,567	4	-	4	YES	ADSL 512/512	1	1	100%	-	4.67
CLS	Booringa	1,861	2	-	2	YES	45.2kbps	1	1	100%	10.75	10.75
CLS	Boulia	553	4	-	4	YES	broadband	1	1	100%	72.33	72.33
CLS	Broadsound	6,489	18	3	15	YES	broadband	4	4	100%	27.74	23.12
CLS	Bulloo	474	4	1	3	YES	Telstra Bigpond	1	1	100%	84.39	63.29
CLS	Bungil	1,959	2	-	2	YES	Dial up 56k	1	1	100%	10.21	10.21
CLS	Burke	487	1	-	1		Dial Up 52kbs	1	1	100%	20.53	20.53
CLS	Calliope	16,210	13	-	13	NO	512/512 128K ADSL	3	3	100%	8.02	8.02
CLS	Cardwell	11,230	8	2	6	YES	Dial up	3	3	100%	7.12	5.34
CLS	Carpentaria	2,420	9	1	8	YES	yes	2	2	100%	37.19	33.06
CLS	Charters Towers	8,832	5	1	4	YES	ADSL / Broadband	1	1	100%	5.66	4.53
CLS	Chinchilla	6,133	9	2	7	YES	ADSL Broadband	1	1	100%	14.67	11.41
CLS	Clifton	2,492	4	1	3	NO	Broadband	1	1	100%	16.05	12.04
CLS	Cloncurry	3,836	3	1	2	YES	Dial-up 56	2	2	100%	7.82	5.21

Lib Type	Library service:	Pop.	Information Technology							Access		
			Total No. public access PCs	Public Access PCs without Internet Access	Public access PCs with Internet	Colour printing Yes/No	Internet Connectivity	Library Branches (inc. Mobile Libraries)	Branches with Internet (inc. Mobile Libraries)	Branches Online	PCs Access per 10,000 people	Internet Access per 10,000 people
CLS	Cook	4,081	4	-	4	NO	-	2	2	100%	9.80	9.80
CLS	Crows Nest	11,677	16	2	14	YES	512/512kb	2	2	100%	13.70	11.99
CLS	Croydon	286	2	1	1	YES	-	1	1	100%	69.93	34.97
CLS	Dalby & Wambo	15,491	11	1	10	YES	ADSL Broadband 1500kbs/512kbs	3	3	100%	7.10	6.46
CLS	Diamantina	306	2	-	2	YES	-	2	2	100%	65.36	65.36
CLS	Douglas	11,275	5	1	4	YES	No	2	2	100%	4.43	3.55
CLS	Duarina	6,689	9	3	6	YES	ADSL Broadband	4	4	100%	13.45	8.97
CLS	Eacham	6,405	4	-	4	YES	-	3	3	100%	6.25	6.25
CLS	Eidsvold	936	4	-	4	YES	Broadband	1	1	100%	42.74	42.74
CLS	Emerald	13,502	5	1	4	YES	yes	2	2	100%	3.70	2.96
CLS	Esk	15,206	6	-	6	YES	256/64 ADSL	3	3	100%	3.95	3.95
CLS	Etheridge	1,007	10	-	10	YES	Telstra 2 Sat 64Kbs	1	1	100%	99.30	99.30
CLS	Flinders	2,003	4	1	3	YES	ADSL 256K	1	1	100%	19.97	14.98
CLS	Gayndah	2,939	3	-	3	YES	56K Dial up	1	1	100%	10.21	10.21
CLS	Goondiwindi	8,029	4	1	3	YES	Broadband	1	1	100%	4.98	3.74
CLS	Herberton	5,508	2	1	1	YES	DialUp	3	3	100%	3.63	1.82
CLS	Ilfracombe	367	2	-	2	YES	100.0Mbps	1	1	100%	54.50	54.50
CLS	Inglewood	2,637	3	1	2	YES	-	2	2	100%	11.38	7.58
CLS	Isis	6,141	6	-	6	YES	Broadband	1	1	100%	9.77	9.77
CLS	Isisford	301	1	-	1	YES	-	1	1	100%	33.22	33.22
CLS	Jericho	1,101	2	-	2	YES	-	2	2	100%	18.17	18.17
CLS	Jondaryan	13,864	6	2	4	NO	Broad Band	1	1	100%	4.33	2.89
CLS	Kilcoy	3,467	2	-	2	YES	-	1	1	100%	5.77	5.77
CLS	Kilkivan	3,283	4	2	2	YES	-	2	2	100%	12.18	6.09
CLS	Kolan	4,550	4	2	2	YES	-	1	1	100%	8.79	4.40
CLS	Laidley	13,351	5	-	5	YES	Broadband	1	1	100%	3.75	3.75
CLS	Longreach	4,009	6	-	6	-	ADSL	1	1	100%	14.97	14.97
CLS	McKinlay	1,038	5	-	5	-	-	1	1	100%	48.17	48.17
CLS	Millmerran	3,367	3	-	3	YES	Yes	2	2	100%	8.91	8.91
CLS	Mirani	5,299	5	3	2	YES	Yes	1	1	100%	9.44	3.77
CLS	Miriam Vale	5,113	5	1	4	YES	yes	4	2	50%	9.78	7.82
CLS	Monto	2,473	3	-	3	YES	512k ADSL Broadband	1	1	100%	12.13	12.13
CLS	Mount Morgan	3,052	1	-	1	NO	Dial-up	1	1	100%	3.28	3.28
CLS	Mundubbera	2,395	5	1	4	YES	ADSL 1.5Mbps	1	1	100%	20.88	16.70
CLS	Murgon	3,722	2	1	1	YES	Broadband	1	1	100%	5.37	2.69
CLS	Murilla	2,725	2	-	2	YES	-	1	1	100%	7.34	7.34
CLS	Murweh	5,019	2	-	2	YES	-	3	3	100%	3.98	3.98
CLS	Nanango	8,700	3	-	3	YES	broadband	3	2	67%	3.45	3.45
CLS	Nebo	2,144	8	-	8	YES	Broadband 512kb	2	2	100%	37.31	37.31
CLS	Paroo	2,170	4	-	4	YES	Broadband	3	3	100%	18.43	18.43
CLS	Peak Downs	3,154	6	2	4	YES	ADSL	2	2	100%	19.02	12.68
CLS	Perry	437	1	-	1	YES	-	1	1	100%	22.88	22.88
CLS	Pittsworth	4,896	1	-	1	NO	ADSL 56	1	1	100%	2.04	2.04

Lib Type	Library service:	Pop.	Information Technology						Access			
			Total No. public access PCs	Public Access PCs without Internet Access	Public access PCs with Internet	Colour printing Yes/No	Internet Connectivity	Library Branches (inc. Mobile Libraries)	Branches with Internet (inc. Mobile Libraries)	Branches Online	PCs Access per 10,000 people	Internet Access per 10,000 people
CLS	Quilpie	1,073	4	1	3	NO	ISDN	1	1	100%	37.28	27.96
CLS	Richmond	1,145	4	-	4	YES	ADSL 1500/265	1	1	100%	34.93	34.93
CLS	Roma Town	6,752	3	-	3	YES	-	1	1	100%	4.44	4.44
CLS	Rosalie	8,963	4	-	4	YES	dial up 50.6 kbps	4	4	100%	4.46	4.46
CLS	Sarina	9,979	4	1	3	YES	Radio Broadband	1	1	100%	4.01	3.01
CLS	Stanthorpe	10,575	10	-	10	YES	ADSL 256/64	1	1	100%	9.46	9.46
CLS	Tambo	633	4	3	1	YES	-	1	1	100%	63.19	15.80
CLS	Tara	3,958	3	-	3	YES	-	3	3	100%	7.58	7.58
CLS	Taroom	2,550	3	1	2	YES	Dial-up	2	2	100%	11.76	7.84
CLS	Tiaro	4,941	2	1	1	YES	Yes	1	1	100%	4.05	2.02
CLS	Torres	3,810	2	-	2	NO	ADSL - 1.5Mbps 512kbps	1	1	100%	5.25	5.25
CLS	Warroo	1,063	1	-	1	YES	Dial-up 56kb	1	1	100%	9.41	9.41
CLS	Weipa	2,195	5	1	4	YES	broadband	1	1	100%	22.78	18.22
CLS	Winton	1,543	5	-	5	YES	-	1	1	100%	32.40	32.40
CLS	Wondai	4,339	6	2	4	YES	-	2	2	100%	13.83	9.22
CLS	Yarrabah	2,322	10	-	10	YES	yes	1	1	100%	43.07	43.07
CLS	<b>CLS TOTAL</b>	<b>376,908</b>	<b>397</b>	<b>56</b>	<b>341</b>			<b>138</b>	<b>135</b>	<b>98%</b>	<b>10.53</b>	<b>9.05</b>
	<b>Grand Total</b>	<b>3,848,879</b>	<b>1,936</b>	<b>548</b>	<b>1,388</b>			<b>298</b>	<b>295</b>	<b>99%</b>	<b>5.03</b>	<b>3.61</b>
* Data not provided												

Lib Type	Library service:	Current Membership Figures						Membership Comparisons				
		Adult Resid	Adult Non Resid	Jnr/YA Res	Jnr/YA Non Res	Institut. Res	Total Mbrship	Pop Enrolled by total active M'ship	Pop. Enrolled by total Res M'ship	Total borrowers that are non residents	Issues per member - Using total active M'ship	Physical Visits per M'ship - using total active m'ship
IND	Atherton	4,161	1,400	1,426	395	25	7,407	67.37%	51.05%	16.33%	18.36	12.60
IND	Banana*	5,600	-	2,000	-	-	7,600	53.27%	53.27%	0.00%	13.46	5.42
IND	Beaudesert	13,746	391	5,136	225	32	19,530	32.88%	31.85%	1.04%	21.02	-
IND	Bowen	3,914	88.00	1,440	-	12	5,454	43.40%	42.70%	0.70%	13.15	9.63
IND	Brisbane	339,437	-	59,934	-	235	399,606	41.76%	41.76%	0.00%	24.98	14.45
IND	Bundaberg	31,274	146	11,383	-	15	42,818	59.72%	59.52%	0.20%	26.15	-
IND	Burdekin	7,576	21	3,659	5	60	11,321	60.75%	60.61%	0.14%	16.07	6.25
IND	Caboolture	48,287	23,138	13,646	4,460	104	89,635	70.73%	48.95%	21.78%	13.11	7.88
IND	Cairns	62,172	159	17,253	-	151	79,735	63.72%	63.59%	0.13%	11.28	12.48
IND	Caloundra	36,044	1,486	8,024	44	74	45,672	52.82%	51.05%	1.77%	34.01	17.49
IND	Cooloola	14,027	2,229	4,107	529	191	21,083	59.18%	51.44%	7.74%	19.99	11.83
IND	Gatton	6,253	2,224	2,482	347	54	11,360	69.74%	53.96%	15.78%	9.27	6.71
IND	Gladstone	10,580	1,170	5,138	559	26	17,473	61.30%	55.24%	6.07%	28.35	8.77
IND	Gold Coast	208,673	10,477	42,670	1,263	-	263,083	56.07%	53.57%	2.50%	21.20	9.41
IND	Hervey Bay	19,612	354	4,401	-	14	24,381	49.38%	48.67%	0.72%	22.93	9.44
IND	Hinchinbrook	6,612	0	2,275	-	68	8,955	73.36%	73.36%	0.00%	12.33	5.81
IND	Ipswich	25,913	1,795	9,654	358	24	37,744	27.84%	26.25%	1.59%	30.13	11.50
IND	Johnstone	5,670	116	1,799	-	4	7,589	38.87%	38.28%	0.59%	13.48	9.43
IND	Kingaroy	4,323	1,215	1,039	125	3	6,705	54.50%	43.61%	10.89%	9.16	-
IND	Livingstone	2,862	222	1,616	-	8	4,708	16.68%	15.90%	0.79%	70.81	-
IND	Logan	47,122	12,226	16,371	3,636	77	79,432	45.83%	36.68%	9.15%	20.73	-
IND	Mackay	40,518	228	14,194	145	26	55,111	69.04%	68.57%	0.47%	14.97	5.83
IND	Mareeba	4,537	58	1,213	-	73	5,881	31.52%	31.21%	0.31%	22.64	9.52
IND	Maroochy	47,798	9,169	9,795	795	14	67,571	47.90%	40.84%	7.06%	25.15	10.98
IND	Maryborough	10,052	1,625	2,304	396	46	14,423	50.15%	43.13%	7.03%	21.26	10.97
IND	Mount Isa	9,146	423	3,671	23	33	13,296	64.35%	62.19%	2.16%	13.77	7.90
IND	Noosa	31,598	3,446	6,331	340	16	41,731	87.66%	79.71%	7.95%	17.43	7.04
IND	Pine Rivers	54,525	3,305	8,909	1,287	40	68,066	48.89%	45.59%	3.30%	24.85	10.86
IND	Redcliffe	20,480	2,287	7,732	566	14	31,079	59.42%	53.97%	5.45%	27.98	9.56
IND	Redland	41,395	3,268	15,554	1,122	-	61,339	48.00%	44.57%	3.44%	23.70	10.25
IND	Rockhampton	15,210	1,017	4,279	240	27	20,773	34.82%	32.71%	2.11%	28.35	8.27
IND	Thuringowa	9,661	2,190	3,140	544	6	15,541	27.05%	22.29%	4.76%	19.23	13.33
IND	Toowoomba	50,592	3,923	16,562	1,565	284	72,926	73.22%	67.71%	5.51%	16.04	5.63
IND	Townsville	46,387	0	16,134	-	55	62,576	63.90%	63.90%	0.00%	11.07	4.99
IND	Warwick	7,303	25	3,318	11	51	10,708	49.74%	49.57%	0.17%	24.02	9.25
IND	Whitsunday	7,495	150	2,566	2	37	10,250	60.74%	59.84%	0.90%	13.09	0.00
IND	<b>Independent Total</b>	<b>1,300,555</b>	<b>89,971</b>	<b>331,155</b>	<b>18,982</b>	<b>1,899</b>	<b>1,742,562</b>	<b>50.19%</b>	<b>47.05%</b>	<b>3.14%</b>	<b>21.36</b>	<b>9.65</b>
CLS	Aramac	320	1	94	-	3	418	58.71%	58.57%	0.14%	23.36	9.50
CLS	Balonne	1,161	-	629	-	13	1,803	32.27%	32.27%	0.00%	13.02	7.06

Lib Type	Library service:	Current Membership Figures						Membership Comparisons				
		Adult Resid	Adult Non Resid	Jnr/YA Res	Jnr/YA Non Res	Institut. Res	Total Mbrship	Pop Enrolled by total active M'ship	Pop. Enrolled by total Res M'ship	Total borrowers that are non residents	Issues per member - Using total active M'ship	Physical Visits per M'ship - using total active m'ship
CLS	Barcardine	637	-	244	-	12	893	52.78%	52.78%	0.00%	49.90	0.00
CLS	Barcoo	73	2	23	-	-	98	21.12%	20.69%	0.43%	15.83	49.61
CLS	Bauhinia	769	-	428	-	8	1,205	53.79%	53.79%	0.00%	21.68	14.34
CLS	Belyando	4,733	-	1,921	-	-	6,654	63.23%	63.23%	0.00%	8.35	11.42
CLS	Bendemere	372	-	164	-	-	536	53.92%	53.92%	0.00%	12.11	0.00
CLS	Biggenden	809	-	219	-	3	1,031	67.08%	67.08%	0.00%	9.81	0.00
CLS	Blackall	454	2	140	-	1	597	35.99%	35.86%	0.12%	11.15	0.00
CLS	Boonah	2,678	2	973	-	44	3,697	43.15%	43.13%	0.02%	16.44	0.00
CLS	Booringa	501	4	157	-	8	670	36.00%	35.79%	0.21%	17.11	0.00
CLS	Boulia	120	1	50	-	-	171	30.92%	30.74%	0.18%	10.02	0.00
CLS	Broadsound	1,812	-	1,039	-	9	2,860	44.07%	44.07%	0.00%	7.25	5.87
CLS	Bulloo	246	-	78	-	-	324	68.35%	68.35%	0.00%	5.43	4.01
CLS	Bungil	205	-	83	-	5	293	14.96%	14.96%	0.00%	22.10	34.94
CLS	Burke	124	2	30	-	-	156	32.03%	31.62%	0.41%	2.48	0.00
CLS	Calliope	6,184	-	2,876	-	-	9,060	55.89%	55.89%	0.00%	18.53	6.32
CLS	Cardwell	6,526	171	2,286	-	43	9,026	80.37%	78.85%	1.52%	7.58	6.71
CLS	Carpentaria	345	48	40	2	4	439	18.14%	16.07%	2.07%	7.64	35.04
CLS	Charters Towers**	3,555	0	1,720	-	4	5,279	59.77%	59.77%	0.00%	9.51	9.12
CLS	Chinchilla	1,729	167	813	33	16	2,758	44.97%	41.71%	3.26%	14.27	19.72
CLS	Clifton	813	-	466	-	-	1,279	51.32%	51.32%	0.00%	10.80	9.30
CLS	Cloncurry	748	-	375	-	-	1,123	29.28%	29.28%	0.00%	13.37	10.25
CLS	Cook	1,236	12	263	4	11	1,526	37.39%	37.00%	0.39%	24.08	0.00
CLS	Crows Nest	5,157	-	2,722	-	-	7,879	67.47%	67.47%	0.00%	9.55	7.43
CLS	Croydon*	45	2	40	-	5	92	32.17%	31.47%	0.70%	3.52	0.00
CLS	Dalby & Wambo	7,503	355	3,886	106	50	11,900	76.82%	73.84%	2.98%	11.81	9.88
CLS	Diamantina	135	23	55	-	3	216	70.59%	63.07%	7.52%	5.17	129.81
CLS	Douglas	3,763	292	-	-	35	4,090	36.27%	33.69%	2.59%	19.11	0.00
CLS	Duaringa	3,601	8	1,001	3	20	4,633	69.26%	69.10%	0.16%	7.42	0.00
CLS	Eacham	2,352	50	582	18	6	3,008	46.96%	45.90%	1.06%	18.26	10.47
CLS	Eidsvold	262	-	83	-	-	345	36.86%	36.86%	0.00%	17.54	27.15
CLS	Emerald	9,142	130	3,752	-	38	13,062	96.74%	95.78%	0.96%	5.61	5.97
CLS	Esk	3,791	6	1,238	-	11	5,046	33.18%	33.14%	0.04%	14.25	10.36
CLS	Etheridge	365	3	35	-	1	404	40.12%	39.82%	0.30%	6.26	37.62
CLS	Flinders	271	94	42	9	1	417	20.82%	15.68%	5.14%	27.73	31.78
CLS	Gayndah	1,489	10	613	-	49	2,161	73.53%	73.19%	0.34%	8.69	0.00

Lib Type	Library service:	Current Membership Figures						Membership Comparisons				
		Adult Resid	Adult Non Resid	Jnr/YA Res	Jnr/YA Non Res	Institut. Res	Total Mbrship	Pop Enrolled by total active M'ship	Pop. Enrolled by total Res M'ship	Total borrowers that are non residents	Issues per member - Using total active M'ship	Physical Visits per M'ship - using total active m'ship
CLS	Goondiwindi	2,100	206	938	123	50	3,417	42.56%	38.46%	4.10%	11.70	8.13
CLS	Herberton	2,076	-	495	-	29	2,600	47.20%	47.20%	0.00%	15.96	13.17
CLS	Ilfracombe	76	-	22	-	-	98	26.70%	26.70%	0.00%	14.54	0.00
CLS	Inglewood	360	-	115	-	-	475	18.01%	18.01%	0.00%	33.31	7.43
CLS	Isis	2,102	-	886	-	2	2,990	48.69%	48.69%	0.00%	15.32	13.11
CLS	Isisford	107	-	19	-	4	130	43.19%	43.19%	0.00%	4.12	0.00
CLS	Jericho	101	-	42	-	-	143	12.99%	12.99%	0.00%	34.83	8.15
CLS	Jondaryan	2,389	180	1,470	91	10	4,140	29.86%	27.91%	1.95%	13.63	8.07
CLS	Kilcoy	1,100	52	500	17	10	1,679	48.43%	46.44%	1.99%	19.64	10.05
CLS	Kilkivan	725	-	285	-	-	1,010	30.76%	30.76%	0.00%	14.85	13.34
CLS	Kolan	1,451	-	584	-	-	2,035	44.73%	44.73%	0.00%	15.20	9.45
CLS	Laidley	4,272	462	1,352	-	8	6,094	45.64%	42.18%	3.46%	12.78	11.91
CLS	Longreach	2,530	-	948	-	53	3,531	88.08%	88.08%	0.00%	5.68	0.00
CLS	McKinlay	557	4	217	-	-	778	74.95%	74.57%	0.39%	6.89	21.72
CLS	Millmerran	1,143	-	832	-	-	1,975	58.66%	58.66%	0.00%	11.56	8.89
CLS	Mirani	1,111	-	546	-	8	1,665	31.42%	31.42%	0.00%	16.52	0.00
CLS	Miriam Vale	1,577	1	517	-	12	2,107	41.21%	41.19%	0.02%	18.45	8.39
CLS	Monto	661	8	370	-	12	1,051	42.50%	42.18%	0.32%	40.88	0.00
CLS	Mount Morgan	978	-	220	-	-	1,198	39.25%	39.25%	0.00%	17.65	0.00
CLS	Mundubbera	1,252	13	245	-	41	1,551	64.76%	64.22%	0.54%	8.58	12.26
CLS	Murgon	1,206	-	312	-	-	1,518	40.78%	40.78%	0.00%	14.43	11.91
CLS	Murilla	897	-	215	-	19	1,131	41.50%	41.50%	0.00%	14.26	18.29
CLS	Murweh	1,243	-	575	-	3	1,821	36.28%	36.28%	0.00%	12.27	0.00
CLS	Nanango	3,057	-	770	-	40	3,867	44.45%	44.45%	0.00%	10.01	1.48
CLS	Nebo	810	-	295	-	-	1,105	51.54%	51.54%	0.00%	9.04	0.00
CLS	Paroo	1,276	12	497	3	6	1,794	82.67%	81.98%	0.69%	12.54	14.84
CLS	Peak Downs	740	3	443	-	8	1,194	37.86%	37.76%	0.10%	20.15	3.87
CLS	Perry	244	54	63	11	-	372	85.13%	70.25%	14.87%	4.65	0.00
CLS	Pittsworth	1,270	10	825	-	2	2,107	43.04%	42.83%	0.20%	13.67	9.02
CLS	Quilpie	303	-	94	-	2	399	37.19%	37.19%	0.00%	16.15	9.02
CLS	Richmond	164	-	37	-	-	201	17.55%	17.55%	0.00%	10.46	5.71
CLS	Roma Town	3,078	299	955	145	2	4,479	66.34%	59.76%	6.58%	7.44	2.89
CLS	Rosalie	575	-	243	-	14	832	9.28%	9.28%	0.00%	54.83	29.76
CLS	Sarina	2,597	12	1,152	-	-	3,761	37.69%	37.57%	0.12%	13.88	11.26
CLS	Stanthorpe	7,235	-	1,573	-	-	8,808	83.29%	83.29%	0.00%	9.83	6.81

Lib Type	Library service:	Current Membership Figures						Membership Comparisons				
		Adult Resid	Adult Non Resid	Jnr/YA Res	Jnr/YA Non Res	Institut. Res	Total Mbrship	Pop Enrolled by total active M'ship	Pop. Enrolled by total Res M'ship	Total borrowers that are non residents	Issues per member - Using total active M'ship	Physical Visits per M'ship - using total active m'ship
CLS	Tambo	151	-	91	-	-	242	38.23%	38.23%	0.00%	17.47	0.00
CLS	Tara	1,279	-	475	-	8	1,762	44.52%	44.52%	0.00%	10.80	0.47
CLS	Taroom	1,100	-	538	-	7	1,645	64.51%	64.51%	0.00%	9.20	0.00
CLS	Tiaro	981	-	457	-	-	1,438	29.10%	29.10%	0.00%	7.14	6.22
CLS	Torres	1,337	48	373	26	4	1,788	46.93%	44.99%	1.94%	4.91	15.68
CLS	Warroo	203	-	75	-	6	284	26.72%	26.72%	0.00%	16.79	0.00
CLS	Weipa	1,520	-	1,003	-	-	2,523	114.94%	114.94%	0.00%	13.16	0.00
CLS	Winton	754	-	141	-	3	898	58.20%	58.20%	0.00%	20.81	0.00
CLS	Wondai	1,537	-	450	-	-	1,987	45.79%	45.79%	0.00%	15.75	8.49
CLS	Yarrabah	252	3	-	-	-	255	10.98%	10.85%	0.13%	0.62	0.00
CLS	CLS TOTAL	134,503	2,752	51,415	591	766	190,027	50.42%	49.53%	0.89%	12.44	7.54
	<b>Grand Total</b>	<b>1,435,058</b>	<b>92,723</b>	<b>382,570</b>	<b>19,573</b>	<b>2,665</b>	<b>1,932,589</b>	<b>50.21%</b>	<b>47.29%</b>	<b>2.92%</b>	<b>20.48</b>	<b>9.44</b>

\* Data not provided / Estimate only

\*\* Charters Towers City Council provides library services to Dalrymple Shire - the measures provided are for the Charters Towers City Council only

Lib Type	Library service:	New Membership Figures						% of borrowers enrolled this year
		Adult Resident	Adult Non Resident	JUN/YA Res	JUN/YA non Res	Inst Resident	Total New m'ship	
IND	Atherton	500	188	151	38	5	882	12%
IND	Banana	450	34	202	7	1	694	9%
IND	Beaudesert	1,660	87	874	-	7	2,628	13%
IND	Bowen	316	30	89	-	9	444	8%
IND	Brisbane	54,515	-	12,278	-	42	66,835	17%
IND	Bundaberg*	-	-	-	-	-	-	0%
IND	Burdekin	559	-	298	-	5	862	8%
IND	Caboolture	4,610	299	1,995	61	15	6,980	8%
IND	Cairns	5,930	129	1,676	-	11	7,746	10%
IND	Caloundra	5,574	360	1,292	4	10	7,240	16%
IND	Cooloola	1,822	195	617	68	15	2,717	13%
IND	Gatton	313	128	111	27	13	592	5%
IND	Gladstone	1,040	119	616	56	3	1,834	10%
IND	Gold Coast	18,298	1,117	6,330	145	-	25,890	10%
IND	Hervey Bay	2,738	101	603	-	72	3,514	14%
IND	Hinchinbrook	429	-	145	-	38	612	7%
IND	Ipswich	3,151	411	1,644	63	2	5,271	14%
IND	Johnstone	474	26	203	-	1	704	9%
IND	Kingaroy	503	181	122	24	2	832	12%
IND	Livingstone	800	94	731	-	-	1,625	35%
IND	Logan	7,702	2,912	3,458	872	27	14,971	19%
IND	Mackay	3,203	50	1,123	-	-	4,376	8%
IND	Mareeba	538	13	158	-	38	747	13%
IND	Maroochy	6,181	1,889	1,400	132	8	9,610	14%
IND	Maryborough	1,237	-	445	-	5	1,687	12%
IND	Mount Isa	1,133	241	516	5	4	1,899	14%
IND	Noosa	2,289	337	827	58	-	3,511	8%
IND	Pine Rivers	7,273	1,190	3,024	526	30	12,043	18%
IND	Redcliffe	2,230	675	970	34	3	3,912	13%
IND	Redland	6,413	608	3,051	190	-	10,262	17%
IND	Rockhampton	1,863	166	533	55	3	2,620	13%
IND	Thuringowa	2,001	657	703	167	2	3,530	23%
IND	Toowoomba	3,815	710	1,792	169	148	6,634	9%
IND	Townsville	3,174	543	1,223	173	10	5,123	8%

Lib Type	Library service:	New Membership Figures						% of borrowers enrolled this year
		Adult Resident	Adult Non Resident	JUN/YA Res	JUN/YA non Res	Inst Resident	Total New m'ship	
IND	Warwick	1,055	4	575	1	5	1,640	15%
IND	Whitsunday	714	41	210	2	20	987	10%
IND	Independent Total	154,503	13,535	49,985	2,877	554	221,454	13%
CLS	Aramac	75	-	16	-	-	91	22%
CLS	Balonne	293	4	115	-	-	412	23%
CLS	Barcaldine	85	-	10	-	-	95	11%
CLS	Barcoo	7	8	5	-	-	20	20%
CLS	Bauhinia	77	-	25	-	-	102	8%
CLS	Belyando	819	-	130	-	-	949	14%
CLS	Bendemere	2	1	4	-	-	7	1%
CLS	Biggenden	65	-	6	-	-	71	7%
CLS	Blackall	5	-	-	-	-	5	1%
CLS	Boonah	277	-	102	-	40	419	11%
CLS	Booringa	8	-	-	-	-	8	1%
CLS	Boulia	12	-	2	-	-	14	8%
CLS	Broadsound	371	-	146	-	1	518	18%
CLS	Bulloo	14	-	-	-	-	14	4%
CLS	Bungil	37	-	16	-	1	54	18%
CLS	Burke	19	-	1	-	-	20	13%
CLS	Calliope*	-	-	-	-	-	-	0%
CLS	Cardwell	458	58	132	-	-	648	7%
CLS	Carpentaria	7	16	2	-	-	25	6%
CLS	Charters Towers**	364	-	176	-	3	543	10%
CLS	Chinchilla	204	52	108	7	1	372	13%
CLS	Clifton	86	-	20	-	-	106	8%
CLS	Cloncurry	151	-	50	-	-	201	18%
CLS	Cook	-	12	-	8	-	20	1%
CLS	Crows Nest	563	-	283	-	-	846	11%
CLS	Croydon*	-	-	-	-	-	-	0%
CLS	Dalby & Wambo	595	18	398	5	3	1,019	9%
CLS	Diamantina	29	7	1	-	-	37	17%

Lib Type	Library service:	New Membership Figures						% of borrowers enrolled this year
		Adult Resident	Adult Non Resident	JUN/YA Res	JUN/YA non Res	Inst Resident	Total New m'ship	
CLS	Douglas	341	20	-	-	1	362	9%
CLS	Duarina	292	11	88	3	-	394	9%
CLS	Eacham	225	10	43	3	-	281	9%
CLS	Eidsvold	32	-	9	-	-	41	12%
CLS	Emerald	1,017	16	358	-	1	1,392	11%
CLS	Esk	544	2	183	-	2	731	14%
CLS	Etheridge	32	-	3	-	-	35	9%
CLS	Flinders	10	-	-	1	-	11	3%
CLS	Gayndah	110	10	68	-	35	223	10%
CLS	Goondiwindi	231	12	71	2	26	342	10%
CLS	Herberton	201	-	50	-	-	251	10%
CLS	Ilfracombe	15	-	2	-	-	17	17%
CLS	Inglewood*	-	-	-	-	-	-	0%
CLS	Isis	290	-	78	-	-	368	12%
CLS	Isisford	11	-	-	-	-	11	8%
CLS	Jericho	1	-	-	-	-	1	1%
CLS	Jondaryan	245	-	203	-	-	448	11%
CLS	Kilcoy	100	19	30	9	-	158	9%
CLS	Kilkivan	96	-	53	-	-	149	15%
CLS	Kolan*	-	-	-	-	-	-	0%
CLS	Laidley	537	80	206	-	-	823	14%
CLS	Longreach	73	-	45	-	-	118	3%
CLS	McKinlay	62	-	13	-	-	75	10%
CLS	Millmerran	149	-	89	-	-	238	12%
CLS	Mirani	116	-	68	-	-	184	11%
CLS	Miriam Vale	177	-	37	-	-	214	10%
CLS	Monto	54	3	42	-	-	99	9%
CLS	Mount Morgan	86	-	27	-	-	113	9%
CLS	Mundubbera	88	20	12	-	34	154	10%
CLS	Murgon	249	-	59	-	-	308	20%

Lib Type	Library service:	New Membership Figures						% of borrowers enrolled this year
		Adult Resident	Adult Non Resident	JUN/YA Res	JUN/YA non Res	Inst Resident	Total New m'ship	
CLS	Murilla	106	-	21	-	-	127	11%
CLS	Murweh	134	-	61	-	-	195	11%
CLS	Nanango	656	19	195	-	2	872	23%
CLS	Nebo	193	-	25	-	-	218	20%
CLS	Paroo	87	2	17	3	-	109	6%
CLS	Peak Downs	195	8	94	-	-	297	25%
CLS	Perry	14	-	-	-	-	14	4%
CLS	Pittsworth	137	-	83	-	-	220	10%
CLS	Quilpie	55	-	13	-	-	68	17%
CLS	Richmond	14	-	28	-	-	42	21%
CLS	Roma Town	139	-	34	-	-	173	4%
CLS	Rosalie	246	-	300	-	2	548	66%
CLS	Sarina	425	-	181	-	-	606	16%
CLS	Stanthorpe	398	-	133	-	-	531	6%
CLS	Tambo*	-	-	-	-	-	-	0%
CLS	Tara	118	-	40	-	-	158	9%
CLS	Taroom	38	-	30	-	-	68	4%
CLS	Tiaro	97	-	26	-	-	123	9%
CLS	Torres	100	75	25	15	1	216	12%
CLS	Warroo	43	-	-	-	2	45	16%
CLS	Weipa	-	-	-	-	-	-	0%
CLS	Winton	81	-	9	-	-	90	10%
CLS	Wondai	221	-	33	-	-	254	13%
CLS	Yarrabah	25	-	5	-	-	30	12%
CLS	CLS TOTAL	13,529	483	4,938	56	155	19,161	10%
	<b>GRAND TOTAL</b>	<b>168,032</b>	<b>14,018</b>	<b>54,923</b>	<b>2,933</b>	<b>709</b>	<b>240,615</b>	<b>12.45%</b>

\* Data not provided

\*\* Charters Towers City Council provides library services to Dalrymple Shire - measures provided are for the Charters Towers City Council only

Lib Type	Local Government:	Library service:	Web Site	Web Page requests	Web Page requests - counts	Free Internet service for library members	Free internet services for non-library members	Free email access for library members	Free email access for non-library members	Web OPAC / Catalogue	Web catalogue searches	Web catalogue searches	Online reference request service - requests received
IND	Atherton	Atherton	NO	-	-	NO - free for shire residents	NO	NO	NO	NO	-	-	-
IND	Banana	Banana	NO	NO	-	NO	NO	NO	NO	NO	-	-	-
IND	Beaudesert	Beaudesert	YES	NO	-	YES	YES	YES	YES	YES	22,167	-	-
IND	Bowen	Bowen	YES	NO	-	NO	NO	NO	NO	YES	-	-	-
IND	Brisbane	Brisbane	YES	-	-	YES	NO	YES	NO	YES	-	-	6,414
IND	Bundaberg	Bundaberg	YES	YES	460,730	YES	YES	YES	YES	NO	-	-	-
IND	Burdekin	Burdekin	YES	YES	Not able to extract	NO	NO	NO	NO	YES	-	-	-
IND	Caboolture	Caboolture	YES	YES	301,537	YES	YES	YES	YES	YES	3,983,586	-	536
IND	Cairns	Cairns	YES	YES	4,602,028	YES	NO	YES	NO	YES	30,329	-	333
IND	Caloundra	Caloundra	YES	YES	55,966 (Sessions only available)	YES - One free 20 min IT PC at each library	YES - One free 20 min IT PC at each library	YES - One free 20 min IT PC at each library	YES - One free 20 min IT PC at each library	YES	119,428	-	87
IND	Cooloolo	Cooloolo	YES	YES	48,853	YES	YES	YES	YES	YES	N/A	-	23
IND	Gatton	Gatton	YES	YES	-	YES	YES	YES	YES	YES	Yes	-	-
IND	Gladstone	Gladstone	NO	NO	-	YES	YES	YES	YES	NO	-	-	-
IND	Gold Coast	Gold Coast	YES	YES	1,355,558	YES	YES	NO	NO	YES	-	-	17,718
IND	Hervey Bay	Hervey Bay	YES	YES	-	YES - On Reference compute and Family History computers	YES - On Reference compute and Family History computers	NO	NO	YES	Yes	-	No
IND	Hinchinbrook	Hinchinbrook	YES	NO	-	YES	YES	YES	YES	NO	-	-	-
IND	Ipswich	Ipswich	YES	YES	1,293,500 Page views (260,340 sessions)	NO - Free access for research purposes providing access to databases & council & library websites	NO	NO	NO	YES	1,385,124	-	4,720
IND	Johnstone	Johnstone	YES	YES	Count unavailable	YES - 2 hours per person per week	NO	NO	NO	NO	-	-	2
IND	Kingaroy	Kingaroy	NO	-	-	YES	YES	YES - web mail only	YES - web mail only	NO	-	-	-
IND	Livingstone	Livingstone	YES	-	-	YES	NO	YES	NO	YES	-	-	-
IND	Logan	Logan	YES	YES	1,020,894	YES - 102,349 bookings	NO - Must be member to use	YES	NO - Must be member to use	YES	923,535	-	498
IND	Mackay	Mackay	YES	YES	129,431	YES	NO	YES	NO	YES	78,042	Number of visits to page linking to Web Catalogue interface unable to establish nos.	153
IND	Mareeba	Mareeba	YES	YES	unable to establish nos.	NO	NO	NO	NO	YES	-	catalogue is on WWW	-
IND	Maroochy	Maroochy	YES	YES	977,748	YES	NO - Visitors are required to have an Internet category membership to use the free internet services	YES	NO - Visitors are required to have an Internet category membership to use the free internet services	YES	762,441	-	444
IND	Maryborough	Maryborough	YES	NO	-	NO	NO	NO	NO	YES	-	-	Not known - More come through Council website
IND	Mount Isa	Mount Isa	YES	YES	-	YES	NO - Charges apply	YES	NO - Charges apply	YES	-	Not counted	184 - Items requested through online catalogue
IND	Noosa	Noosa	YES	YES	-	YES	YES	YES	YES	YES	-	-	-
IND	Pine Rivers	Pine Rivers	YES	YES	-	NO	NO	NO	NO	YES	-	Unknown	1246 - change of address, comment, contact us, message question requisition, voterorder suggestion.
IND	Redcliffe	Redcliffe	YES	NO	-	NO - \$4.00 per hour	NO - \$4.00 per hour	NO - \$4.00 per hour	NO - \$4.00 per hour	YES	221,782	Webcat & OPAC stats are combined	-
IND	Redland	Redland	YES	NO	-	NO - \$2.00 per half hour	NO - \$2.00 per half hour	NO - \$2.00 per half hour	NO - \$2.00 per half hour	YES	279,988	-	-
IND	Rockhampton	Rockhampton	NO	-	-	YES	YES	YES	YES	YES	-	-	235
IND	Thuringowa	Thuringowa	YES	YES	1,779,346	YES	YES	YES	YES	YES	-	not counted	N/A
IND	Toowoomba	Toowoomba	YES	YES	65,655 (homepage only)	YES	NO	YES	NO	YES	595,416	-	213
IND	Townsville	Townsville	YES	NO	-	YES	YES	YES - If have their own account	YES - If have their own account	YES	416,852	-	50
IND	Warwick	Warwick	YES	YES	3,250	NO	NO	NO	NO	YES	72,237	-	-
IND	Whitsunday	Whitsunday	YES	YES	236	NO	NO	NO	NO	YES	-	-	-
CLS	Aramac	Aramac	NO	NO	-	YES	YES	YES	YES	NO	-	-	-
CLS	Balonne	Mttaburra	NO	NO	-	YES	YES	YES	YES	NO	-	-	-
CLS		Bollon *	NO	-	-	-	-	-	-	NO	-	-	-
		Dirranbandi	NO	NO	-	NO	NO	NO	NO	NO	-	-	-
		Hebel	NO	NO	-	NO	NO	NO	NO	NO	-	-	-
		St George	NO	NO	-	NO	NO	NO	NO	NO	-	-	-
		Thallon	NO	NO	-	NO	NO	NO	NO	NO	-	-	-

Lib Type	Local Government:	Library service:	Web Site	Web Page requests	Web Page requests - counts	Free Internet service for library members	Free internet services for non-library members	Free email access for library members	Free email access for non-library members	Web OPAC / Catalogue	Web catalogue searches	Web catalogue searches	Online reference request service - requests received
CLS	Barcaldine	Barcaldine	NO	-	-	NO	NO	NO	NO	NO	-	-	-
CLS	Barcoo	Jundah	NO	NO	-	YES	YES	YES	YES	NO	-	-	-
		Wondrah	NO	NO	-	YES	YES	YES	YES	NO	-	-	-
CLS	Bauhinia	Rolleston	NO	NO	-	NO	NO	NO	NO	NO	-	-	-
		Springsure	NO	NO	-	NO	NO	NO	NO	NO	-	-	-
CLS	Belyando	Clermont	NO	NO	-	NO	NO	NO	NO	NO	-	-	-
		Moranbah	NO	NO	-	NO	NO	NO	NO	NO	-	-	-
CLS	Bendmere	Jackson	NO	NO	-	NO	NO	NO	NO	NO	-	-	-
		Wallumbilla	NO	NO	-	NO	NO	NO	NO	NO	-	-	-
		Yuleba	NO	NO	-	NO	NO	NO	NO	NO	-	-	-
CLS	Biggenden	Biggenden	NO	NO	-	NO	NO	NO	NO	NO	-	-	-
CLS	Blackall	Blackall	NO	NO	-	NO	NO	NO	NO	NO	-	-	-
CLS	Boonah	Boonah	NO	NO	-	NO	NO	NO	NO	NO	-	-	-
CLS	Booringa	Mitchell	NO	NO	-	NO	NO	NO	NO	NO	-	-	-
		Mungallala	NO	NO	-	NO	NO	NO	NO	NO	-	-	-
CLS	Boulia	Boulia	NO	NO	-	NO	NO	NO	NO	NO	-	-	-
CLS	Broadsound	Carmila	NO	NO	-	NO	NO	NO	NO	NO	-	-	-
		Dysart	NO	NO	-	NO	NO	NO	NO	NO	-	-	-
		Middlemount	NO	NO	-	NO	NO	YES - When accessing internet	YES - When accessing internet	NO	-	-	-
		St Lawrence	NO	NO	-	NO	NO	NO	NO	NO	-	-	-
CLS	Bulloo	Thargomindah	NO	NO	-	NO	NO	NO	NO	NO	-	-	-
CLS	Bungil	Injune	NO	NO	-	NO	NO	NO	NO	NO	-	-	-
CLS	Burke	Burke	NO	NO	-	NO	NO	NO	NO	NO	-	-	-
CLS	Calliope	Boyne Island	NO	NO	-	YES	YES	YES	YES	NO	-	-	-
		Calliope	NO	NO	-	YES	YES	YES	YES	NO	-	-	-
		Mt Larcom	NO	NO	-	YES	YES	YES	YES	NO	-	-	-
CLS	Cardwell	Cardwell	NO	NO	-	NO	NO	NO	NO	NO	-	-	-
		Tully	NO	NO	-	NO	NO	NO	NO	NO	-	-	-
		Wongaling Beach	NO	NO	-	NO	NO	NO	NO	NO	-	-	-
CLS	Carpentaria	Karumba	NO	NO	-	NO	NO	NO	NO	NO	-	-	-
		Normanton	NO	NO	-	NO - Junior members receive free internet time	NO	NO	NO	NO	-	-	-
CLS	Charters Towers	Charters Towers	NO	NO	-	NO	NO	NO	NO	YES	-	N/A	-
CLS	Chinchilla	Chinchilla	NO	NO	-	YES	YES	YES	YES	NO	-	-	-
CLS	Clifton	Clifton	NO	NO	-	YES	YES	YES	YES	NO	-	-	-
CLS	Cloncurry	Cloncurry	NO	NO	-	YES - 1/2 hour	NO	YES - 1/2 hour	-	NO	-	-	-
		Dajarra	NO	-	-	-	-	-	-	NO	-	-	-
CLS	Cook	Bloomfield	NO	-	-	-	-	-	-	NO	-	-	-
		Coen	NO	-	-	-	-	-	-	NO	-	-	-
		Cooktown	NO	-	-	NO	NO	NO	NO	NO	-	-	-
		Lakeland	NO	-	-	-	-	-	-	NO	-	-	-
		Laura	NO	-	-	-	-	-	-	NO	-	-	-
CLS	Crows Nest	Crows Nest	YES	YES	-	YES	YES	YES	YES	YES	-	-	-
		Highfields	YES	YES	-	YES	YES	YES	YES	YES	-	-	-
CLS	Croydon	Croydon	NO	NO	-	NO	NO	NO	NO	NO	-	-	-
CLS	Dalby & Wambo	Dalby Wambo	YES	YES	-	YES	YES	YES	YES	YES	-	N/A	-
CLS	Diamantina	Bedourie / Birdsville	NO	NO	-	NO	NO	NO	NO	NO	-	-	-
CLS	Douglas	Douglas/Mossman	NO	YES	-	NO - \$2.20/hr	NO - \$2.20/half hour	NO - \$2.20/half hour	NO - \$2.20/half hour	YES	-	N/A	-
CLS	Duarina	Blackwater	NO	NO	-	NO	NO	NO	NO	NO	-	-	-
		Bluff	NO	-	-	NO	NO	NO	NO	NO	-	-	-
		Dingo	NO	YES	-	NO	NO	NO	NO	NO	-	-	-
		Duarina	NO	YES	-	NO	NO	NO	NO	NO	-	-	-
CLS	Eacham	Malanda	NO	NO	-	NO	NO	NO	NO	NO	-	-	-
		Millaa Millaa	NO	-	-	-	-	-	-	NO	-	-	-
		Yungaburra	NO	-	-	-	-	-	-	NO	-	-	-
CLS	Eidsvold	Eidsvold	NO	YES	45	NO	NO	NO	NO	NO	-	-	-
CLS	Emerald	Emerald	NO	NO	-	NO	NO	NO	NO	NO	-	-	-
		Gemfields	NO	-	-	-	-	-	-	NO	-	-	-
CLS	Esk	Esk	NO	YES	1,740 (Internet Sessions)	NO	NO	NO	NO	NO	-	-	-
CLS	Etheridge	Georgetown	NO	-	-	NO	NO	NO	NO	NO	-	-	-

Lib Type	Local Government:	Library service:	Web Site	Web Page requests	Web Page requests - counts	Free Internet service for library members	Free internet services for non-library members	Free email access for library members	Free email access for non-library members	Web OPAC / Catalogue	Web catalogue searches	Web catalogue searches	Online reference request service - requests received
CLS	Flinders	Hughenden	NO	YES	-	NO	NO	NO	NO	NO	-	-	-
CLS	Gayndah	Gayndah *	NO	NO	-	NO	NO	YES	YES	NO	-	-	-
CLS	Goondiwindi	Goondiwindi	NO	NO	-	NO	NO	NO	NO	NO	-	-	-
CLS	Herberton	Herberton	NO	NO	-	NO	NO	NO	NO	NO	-	-	-
		Mt Garnett	NO	-	-	-	-	-	-	NO	-	-	-
		Ravenshoe	NO	-	-	-	-	-	-	NO	-	-	-
CLS	Ilfracombe	Ilfracombe	NO	NO	-	NO	NO	NO	NO	NO	-	-	-
CLS	Inglewood	Inglewood	NO	NO	-	NO	NO	NO	NO	NO	-	-	-
		Texas	NO	NO	-	NO	NO	NO	YES	NO	-	-	-
CLS	Isis	Childers	NO	-	-	YES	YES	YES	YES	NO	-	-	-
		Woodgate	NO	-	-	-	-	-	-	NO	-	-	-
CLS	Isisford	Isisford	NO	-	-	NO	NO	NO	NO	NO	-	-	-
CLS	Jericho	Alpha	NO	-	-	-	-	-	-	NO	-	-	-
		Jericho	NO	-	-	NO	NO	NO	NO	NO	-	-	-
CLS	Jondaryan	Jondaryan	NO	YES	-	YES	YES	YES	YES	YES	220	-	52
CLS	Kilcoy	Kilcoy	NO	NO	-	NO	NO	NO	NO	NO	-	-	-
CLS	Kilkivan	Kilkivan & Goomeri	NO	NO	-	YES	YES	YES	YES	NO	-	-	-
CLS	Kolan	Kolan	NO	-	-	YES	YES	YES	YES	NO	-	-	-
CLS	Laidley	Laidley	NO	YES	-	YES	YES	YES	YES	YES	-	not recorded	-
CLS	Longreach	Longreach	NO	NO	-	NO	NO	NO	NO	NO	-	-	-
CLS	McKinlay	Julia Creek	NO	NO	-	NO	NO	NO	NO	NO	-	-	-
		McKinlay	NO	NO	-	NO	NO	NO	NO	NO	-	-	-
CLS	Millmerran	Cecil Plains	NO	NO	-	NO	NO	NO	NO	NO	-	-	-
		Millmerran	NO	NO	-	NO	NO	NO	NO	NO	-	-	-
CLS	Mirani	Mirani	NO	NO	-	YES	YES	YES	YES	NO	-	-	-
CLS	Miriam Vale	Agnes Water	NO	NO	-	NO	NO	NO	NO	NO	-	-	-
		Miriam Vale	NO	NO	-	NO	NO	NO	NO	NO	-	-	-
CLS	Monto	Monto	NO	NO	-	NO	NO	NO	NO	NO	-	-	-
CLS	Mount Morgan	Mount Morgan	NO	NO	-	NO	NO	NO	NO	NO	-	-	-
CLS	Mundubbera	Mundubbera	NO	NO	-	NO	NO	NO	NO	NO	-	-	-
CLS	Murgon	Murgon	NO	NO	-	YES	YES	YES	YES	NO	-	-	-
CLS	Murrilla	Miles	NO	NO	-	NO	NO	NO	NO	NO	-	-	-
CLS	Murweh	Augathella	NO	NO	-	NO	NO	NO	NO	NO	-	-	-
		Charleville	NO	NO	-	NO	NO	NO	NO	NO	-	-	-
		Morven	NO	NO	-	NO	NO	NO	NO	NO	-	-	-
		Nebine	NO	-	-	-	-	-	-	NO	-	-	-
						YES - First Hour free then \$1.00 per 1/2 hour, maximum two hours per day	YES - First Hour free then \$1.00 per 1/2 hour, maximum two hours per day	YES - First Hour free then \$1.00 per 1/2 hour, maximum two hours per day	YES - First Hour free then \$1.00 per 1/2 hour, maximum two hours per day				
CLS	Nanango	Blackbutt	NO	-	-	YES - Up to 1 hour per day	YES - Up to 1 hour per day	YES	YES	NO	-	-	-
		Nanango	NO	-	-	YES - Up to 1 hour per day	YES - Up to 1 hour per day	YES	YES	NO	-	-	-
CLS	Nebo	Nebo	NO	NO	-	NO	NO	NO	NO	NO	-	-	-
CLS	Paroo	Cunnamulla	NO	NO	-	NO	NO	NO	NO	NO	-	-	-
		Wyandra	NO	NO	-	NO	NO	NO	NO	NO	-	-	-
		Yowah	NO	NO	-	NO	NO	NO	NO	NO	-	-	-
CLS	Peak Downs	Capella	NO	NO	-	YES - 1 hour per week	NO	YES - 1 hour per week	NO	NO	-	-	-
		Tieri	NO	NO	-	YES	NO	NO	NO	NO	-	-	-
CLS	Perry	Perry	NO	NO	-	YES	YES	YES	YES	NO	-	-	-
CLS	Pittsworth	Pittsworth	NO	NO	-	NO	NO	NO	NO	NO	-	-	-
CLS	Quilpie	Quilpie	NO	NO	-	NO	NO	NO	NO	NO	-	-	-
CLS	Richmond	Richmond	NO	NO	-	NO	NO	NO	NO	NO	-	-	-
CLS	Roma	Roma	NO	-	-	NO	NO	NO	NO	NO	-	-	-
CLS	Rosalie	Goombungee	NO	-	-	NO	NO	NO	NO	NO	-	-	-
		Quinalow *	NO	-	-	-	-	-	-	NO	-	-	-
		Rosalie Mobile	NO	NO	-	YES	YES	YES	YES	NO	-	-	-
		Yarraman	NO	NO	-	YES	YES	YES	YES	NO	-	-	-
CLS	Sarina	Sarina	NO	NO	-	NO	NO	NO	NO	NO	-	-	-
CLS	Stanthorpe	Stanthorpe	NO	YES	-	NO	NO	NO	NO	NO	-	-	-
CLS	Tambo	Tambo	NO	-	-	NO	NO	NO	NO	NO	-	-	-
CLS	Tara	Meandarra	NO	-	-	-	-	-	-	NO	-	-	-
		Moonie	NO	NO	-	NO	NO	NO	NO	NO	-	-	-
		Tara	NO	NO	-	NO	NO	NO	NO	NO	-	-	-
CLS	Taroom	Taroom	NO	-	-	NO	NO	NO	NO	NO	-	-	-
		Wandoan	NO	-	-	-	-	-	-	NO	-	-	-

Lib Type	Local Government:	Library service:	Web Site	Web Page requests	Web Page requests - counts	Free Internet service for library members	Free internet services for non-library members	Free email access for library members	Free email access for non-library members	Web OPAC / Catalogue	Web catalogue searches	Web catalogue searches	Online reference request service - requests received
CLS	Tiaro	Tiaro	NO	NO	-	YES	YES	YES	YES	NO	-	-	-
CLS	Torres	Thursday Island	NO	NO	-	NO	NO	NO	NO	NO	-	-	-
CLS	Warroo	Warroo	NO	NO	-	NO	NO	NO	NO	NO	-	-	-
CLS	Weipa	Weipa	NO	NO	-	NO	NO	NO	NO	NO	-	-	-
CLS	Winton	Winton	NO	NO	-	NO	NO	NO	NO	NO	-	-	-
CLS	Wondai	Durong *	NO	-	-	-	-	-	-	NO	-	-	-
		Proston	NO	-	-	-	-	-	-	NO	-	-	-
		Wondai	NO	NO	-	YES	YES	YES	YES	NO	-	-	-
CLS	Yarrabah	Yarrabah	NO	NO	-	YES	YES	YES	YES	NO	-	-	-
											8,891,147	31,478	

\* Data not provided

Lib Type	Local Government:	Library service:	Participants in Internet/computer instruction classes	Corporate/business service - requests received	Home library service - number of clients	Mail services - number of clients	Nursing homes, retirement homes, hospitals	Other
IND	Atherton	Atherton	-	-	6	-	11 - at Carinya	-
IND	Banana	Banana	15	-	7	-	6	-
IND	Beaudesert	Beaudesert	117	-	60	-	-	-
IND	Bowen	Bowen	45	-	10	3	15	-
IND	Brisbane	Brisbane	6337	-	541	181	255	-
IND	Bundaberg	Bundaberg	112	-	117	-	15	2292 - Children's Activities
IND	Burdekin	Burdekin	-	-	9	-	-	-
IND	Caboolture	Caboolture	375	153	198	-	8	-
IND	Cairns	Cairns	N/A	N/A	69	-	2348 - Glenmead Aged Care Facility satellite library	1130 - Hot Speed Reads loans
IND	Caloundra	Caloundra	1754	Not recorded separately	52	-	16	-
IND	Cooloola	Cooloola	130	2	134	-	6	-
IND	Gatton	Gatton	0	-	5	-	3	-
IND	Gladstone	Gladstone	98	-	116	-	2	-
IND	Gold Coast	Gold Coast	2941	-	650	-	22	-
IND	Hervey Bay	Hervey Bay	84	10	59	-	11 - Bulk loans to nursing homes prepared by staff every 8 weeks	1094 - Children's activities, public talks
IND	Hinchinbrook	Hinchinbrook	-	-	3	-	3	6 - schools bulk loans selected
IND	Ipswich	Ipswich	2656	34	246	-	19	-
IND	Johnstone	Johnstone	12	-	-	-	2	-
IND	Kingaroy	Kingaroy	-	-	-	-	1	-
IND	Livingstone	Livingstone	15	-	27	-	3	-
IND	Logan	Logan	2189	1332	354	-	12	-
IND	Mackay	Mackay	1174	5	191	-	6	-
IND	Mareeba	Mareeba	-	-	Book selection by staff, collected by carer	-	-	-
IND	Maroochy	Maroochy	516	152	50	-	14	37 Youth Services outreach activities with 1604 participants: Public programs
IND	Maryborough	Maryborough	100	-	154	-	6	-
IND	Mount Isa	Mount Isa	-	-	2	5	1 - 11 people at nursing home	-
IND	Noosa	Noosa	690 - Internet classes, one-on-one tutoring, specialist classes	-	88	-	16	-
IND	Pine Rivers	Pine Rivers	323	-	190	-	8	-
IND	Redcliffe	Redcliffe	600 - Most classes are run by Senior Citizens Computer Club	20	120	Nil	10	Door-to-door bus service for frail aged and disabled members

Lib Type	Local Government:	Library service:	Participants in Internet/computer instruction classes	Corporate/business service - requests received	Home library service - number of clients	Mail services - number of clients	Nursing homes, retirement homes, hospitals	Other
IND	Redland	Redland	66	923	56	1911 - number of items mailed	8	28 visually impaired clients
IND	Rockhampton	Rockhampton	YES	-	140	-	14	-
IND	Thuringowa	Thuringowa	-	30	44	-	8	-
IND	Toowoomba	Toowoomba	62	-	245	-	24	-
IND	Townsville	Townsville	300	-	377	-	9	-
IND	Warwick	Warwick	-	-	35	-	5	-
IND	Whitsunday	Whitsunday	59	-	8	-	3	-
CLS	Aramac	Aramac	-	-	YES	YES	YES	-
		Muttaburra	-	-	1	12 - country mail	-	-
CLS	Balonne	Bollon *	-	-	-	-	-	-
		Dirranbandi	-	-	2	-	2	-
		Hebel	-	-	2	-	2	-
		St George	-	-	2	-	2	-
		Thallon	-	-	2	-	2	-
CLS	Barcaldine	Barcaldine	Assistance provided as required	-	YES. Depends on number of disabled borrowers requesting library material	Nil	Nil	-
CLS	Barcoo	Jundah	-	-	-	-	-	-
		Windorah	-	-	-	-	-	-
CLS	Bauhinia	Rolleston	-	-	-	12	-	-
		Springsure	-	-	2	10	-	-
CLS	Belyando	Clermont	NO	NO	5	-	NO	-
		Moranbah	NO	NO	YES - 5 clients	YES	NO	-
CLS	Bendemere	Jackson	-	-	4	-	-	-
		Wallumbilla	-	-	-	-	-	-
		Yuleba	-	-	-	-	-	-
CLS	Biggenden	Biggenden	-	-	-	-	-	-
CLS	Blackall	Blackall	-	-	-	-	1	-
CLS	Boonah	Boonah	-	-	-	-	-	-
CLS	Booringa	Mitchell	-	-	-	3	1	-
		Mungallala	-	-	-	-	-	-
CLS	Boulia	Boulia	YES	-	-	-	-	-
CLS	Broadsound	Carmila	-	-	-	-	-	-
		Dysart	-	-	-	-	-	-
		Middlemount	-	-	-	-	-	-
		St Lawrence	-	-	-	-	-	-
CLS	Bulloo	Thargomindah	-	-	-	-	-	-
CLS	Bungil	Injune	-	-	1	5	1	-
CLS	Burke	Burke	NO	NO	NO	NO	-	-
CLS	Calliope	Boyne Island	-	-	-	-	-	-
		Calliope	-	-	-	-	-	-
		Mt Larcom	-	-	-	-	-	-
CLS	Cardwell	Cardwell	6	NO	NO	NO	1	-
		Tully	5	NO	4	-	1	-

Lib Type	Local Government:	Library service:	Participants in Internet/computer instruction classes	Corporate/business service - requests received	Home library service - number of clients	Mail services - number of clients	Nursing homes, retirement homes, hospitals	Other
		Wongaling Beach	YES	NO	NO	NO	NO	-
CLS	Carpentaria	Karumba	YES	NO	NO	NO	NO	-
		Normanton	YES	NO	NO	NO	YES	-
CLS	Charters Tow	Charters Towers	-	-	5	-	2	-
CLS	Chinchilla	Chinchilla	One on one assistance	15	-	10	1	-
CLS	Clifton	Clifton	NO	NO	NO	NO	3	-
CLS	Cloncurry	Cloncurry	-	-	3	2	2	-
		Dajarra	-	-	-	-	-	-
CLS	Cook	Bloomfield	-	-	-	-	-	-
		Coen	-	-	-	-	-	-
		Cooktown	-	-	-	-	-	-
		Lakeland	-	-	-	-	-	-
		Laura	-	-	-	-	-	-
CLS	Crows Nest	Crows Nest	-	-	-	-	-	-
		Highfields	50	-	12	-	1	-
CLS	Croydon	Croydon	-	-	-	-	-	-
CLS	Dalby & Wamb	Dalby Wambo	272	57	13	7	5	4 - Schools (bulk kits)
CLS	Diamantina	Bedourie / Birdsville	-	-	-	-	-	-
CLS	Douglas	Douglas/Mossman	-	NO	YES - on as needs basis	NO	2	-
CLS	Duaringa	Blackwater	1895	-	-	-	-	-
		Bluff	-	-	-	-	-	-
		Dingo	-	-	1	-	-	-
		Duaringa	-	-	1	2	-	-
CLS	Eacham	Malanda	-	-	1	-	1	-
		Millaa Millaa	-	-	-	-	-	-
		Yungaburra	-	-	-	-	-	-
CLS	Eidsvold	Eidsvold	3	-	-	-	1	-
CLS	Emerald	Emerald	40	6	14	-	1	3 selection of books for pick up
		Gemfields	-	-	-	-	-	-
CLS	Esk	Esk	6	-	-	-	1	727 computer
CLS	Etheridge	Georgetown	43 - classes provided Free by Leaning Network Qld	-	-	79 - Most parcels carried FOC by local Mail Contractors	-	1 - Childrens Hostel
CLS	Flinders	Hughenden	-	-	-	-	-	-
CLS	Gayndah	Gayndah *	-	-	-	-	-	-
CLS	Goondiwindi	Goondiwindi	-	-	4	14	1	-
CLS	Herberton	Herberton	-	-	1	-	-	20
		Mt Garnett	-	-	-	-	-	-
		Ravenshoe	-	-	-	-	-	-
CLS	Ilfracombe	Ilfracombe	-	-	-	1	-	-
CLS	Inglewood	Inglewood	NO	NO	NO	NO	NO	NO
		Texas	NO	NO	NO	NO	NO	NO
CLS	Isis	Childers	NO	NO	NO	NO	NO	NO
		Woodgate	-	-	-	-	-	-
CLS	Isisford	Isisford	-	-	-	-	-	-

Lib Type	Local Government:	Library service:	Participants in Internet/computer instruction classes	Corporate/business service - requests received	Home library service - number of clients	Mail services - number of clients	Nursing homes, retirement homes, hospitals	Other
CLS	Jericho	Alpha	-	-	-	-	-	-
		Jericho	-	-	-	-	-	-
CLS	Jondaryan	Jondaryan	15	-	-	-	10	-
CLS	Kilcoy	Kilcoy	10	-	12	-	1	-
CLS	Kilkivan	Kilkivan & Goomeri	-	-	-	-	-	-
CLS	Kolan	Kolan	Instruction as required on daily basis	-	-	-	retirement home / nursing home	-
CLS	Laidley	Laidley	Individual instruction as required by client/s	-	YES - 5 clients, operated by library staff	-	No, Residents brought to the library by bus	Storytelling, 1 hour on 2nd & 4th Tuesday each month
CLS	Longreach	Longreach	-	3	-	3	52	-
CLS	McKinlay	Julia Creek	-	-	-	2	-	-
		McKinlay	-	-	-	-	-	-
CLS	Millmerran	Cecil Plains	-	-	6	-	-	-
		Millmerran	-	-	3 - Informal service	-	-	-
CLS	Mirani	Mirani	-	-	2	-	1	-
CLS	Miriam Vale	Agnes Water	-	-	-	3	-	-
		Miriam Vale	-	-	-	4	-	-
CLS	Monto	Monto	20	8	8	6	2	-
CLS	Mount Morgan	Mount Morgan	NO	NO	NO	NO	NO	-
CLS	Mundubbera	Mundubbera	-	-	-	-	-	-
CLS	Murgon	Murgon	-	-	-	-	-	-
CLS	Murilla	Miles	N/A	N/A	N/A	N/A	N/A	N/A
CLS	Murweh	Augathella	-	-	-	-	-	-
		Charleville	-	-	-	-	-	-
		Morven	-	-	1	-	-	-
		Nebine	-	-	-	-	-	-
CLS	Nanango	Blackbutt	-	-	-	-	-	-
		Nanango	-	-	-	-	1	-
CLS	Nebo	Nebo	-	-	-	-	-	-
CLS	Paroo	Cunnamulla	-	-	-	-	2	-
		Wyandra	-	-	-	-	-	-
		Yowah	-	-	-	-	-	-
CLS	Peak Downs	Capella	-	-	-	-	-	-
		Tieri	-	-	-	-	-	-
CLS	Perry	Perry	-	-	-	-	-	-
CLS	Pittsworth	Pittsworth	NO	NO	NO	NO	NO	-
CLS	Quilpie	Quilpie	-	-	-	6	-	-
CLS	Richmond	Richmond	-	-	-	-	-	-
CLS	Roma	Roma	-	-	1	-	2	-
CLS	Rosalie	Goombungee	-	-	-	-	-	-
		Quinalow *	-	-	-	-	-	-
		Rosalie Mobile	-	-	1	-	-	-
		Yarraman	-	-	-	-	-	-
CLS	Sarina	Sarina	-	-	7	-	1	-
CLS	Stanthorpe	Stanthorpe	28	-	13	-	2	-
CLS	Tambo	Tambo	-	-	-	-	-	-

Lib Type	Local Government:	Library service:	Participants in Internet/computer instruction classes	Corporate/business service - requests received	Home library service - number of clients	Mail services - number of clients	Nursing homes, retirement homes, hospitals	Other
CLS	Tara	Meandarra	-	-	-	-	-	-
		Moonie	-	4	-	-	-	-
		Tara	-	-	-	-	-	-
CLS	Taroom	Taroom	-	-	-	-	-	-
		Wandoan	-	-	-	-	-	-
CLS	Tiaro	Tiaro	-	-	-	-	1	-
CLS	Torres	Thursday Island	-	-	2	-	1	-
CLS	Warroo	Warroo	-	-	-	15	-	-
CLS	Weipa	Weipa	NO	NO	NO	NO	NO	NO
CLS	Winton	Winton	-	-	10	8	1	-
CLS	Wondai	Durong *	-	-	-	-	-	-
		Proston	-	-	-	-	-	-
		Wondai	-	-	-	-	-	-
CLS	Yarrabah	Yarrabah	2	NO	NO	NO	NO	-

\* Data not provided

Lib Type	Library service:	Staff FTEs					Staff Comparisons						
		Librarian	Lib Tech	Lib Asst	Other	Total FTE	Pop to qualified staff	Pop to all staff	Lib M'bers to all staff	Issues to all staff	Physical Visits to all staff	Ref Enq to all staff	Opening Hours to All Staff
IND	Atherton	1.00	-	2.19	0.27	3.46	10,994	3,177	2,141	39,296	26,965	-	12
IND	Banana	1.00	1.00	3.00	1.00	6.00	14,266	2,378	1,267	17,047	6,865	475	14
IND	Beaudesert	5.00	-	11.60	-	16.60	11,879	3,578	1,177	24,728	-	1,136	12
IND	Bowen	1.00	-	3.00	-	4.00	12,566	3,142	1,364	17,930	13,130	496	20
IND	Brisbane	80.42	43.09	-	145.49	269.00	11,900	3,558	1,486	37,110	21,462	1,545	5
IND	Bundaberg	3.00	-	12.00	-	15.00	23,897	4,779	2,855	74,651	-	-	3
IND	Burdekin	2.00	-	3.93	-	5.93	9,318	3,143	1,909	30,681	11,933	1,442	10
IND	Caboolture	11.00	-	24.60	6.60	42.20	11,521	3,003	2,124	27,840	16,739	1,923	7
IND	Cairns	11.37	-	41.15	1.00	53.52	11,005	2,338	1,490	16,809	18,595	1,605	6
IND	Caloundra	8.35	7.37	11.05	2.00	28.77	10,355	3,005	1,587	53,997	27,773	1,655	7
IND	Cooloola	4.00	2.00	3.00	6.65	15.65	8,906	2,276	1,347	26,928	15,943	2,193	5
IND	Gatton	1.00	2.66	0.10	0.33	4.09	16,288	3,982	2,778	25,738	18,626	160	10
IND	Gladstone	3.00	-	8.00	-	11.00	9,501	2,591	1,588	45,030	13,924	1,510	5
IND	Gold Coast	64.00	17.00	56.80	5.12	142.92	7,331	3,283	1,841	39,018	17,318	1,857	5
IND	Hervey Bay	4.00	2.00	-	-	6.00	12,343	8,229	4,064	93,185	38,376	1,824	13
IND	Hinchinbrook	2.00	-	1.43	-	3.43	6,104	3,559	2,611	32,187	15,160	173	17
IND	Ipswich	20.50	8.00	28.50	9.00	66.00	6,614	2,054	572	17,230	6,576	712	2
IND	Johnstone	2.00	-	2.16	-	4.16	9,762	4,693	1,824	24,586	17,211	749	11
IND	Kingaroy	1.20	-	3.50	-	4.70	10,252	2,617	1,427	13,065	-	164	8
IND	Livingstone	3.00	-	4.00	-	7.00	9,407	4,032	673	47,623	-	1,071	19
IND	Logan	17.40	1.80	40.05	3.50	62.75	9,962	2,762	1,266	26,239	-	3,531	4
IND	Mackay	7.00	1.00	18.00	0.70	26.70	11,403	2,990	2,064	30,897	12,042	799	5
IND	Mareeba	2.00	0.62	3.51	0.16	6.29	9,330	2,966	935	21,171	8,905	1,033	11
IND	Maroochy	18.84	7.07	22.85	-	48.76	7,486	2,893	1,386	34,848	15,220	2,128	4
IND	Maryborough	2.00	-	5.00	0.35	7.35	14,379	3,913	1,962	41,721	21,518	865	5
IND	Mount Isa	1.00	1.00	2.00	2.00	6.00	20,663	3,444	2,216	30,515	17,512	618	7
IND	Noosa	5.90	6.10	5.21	-	17.21	8,069	2,766	2,425	42,271	17,063	304	5
IND	Pine Rivers	11.60	2.00	24.50	9.60	47.70	12,002	2,919	1,427	35,466	15,501	803	6
IND	Redcliffe	5.00	-	14.00	-	19.00	10,461	2,753	1,636	45,774	15,635	1,342	3
IND	Redland	13.80	11.20	38.80	4.50	68.30	9,259	1,871	898	21,287	9,202	497	3
IND	Rockhampton	7.15	2.00	10.60	0.66	20.41	8,344	2,923	1,018	28,851	8,420	927	5
IND	Thuringowa	7.00	-	11.40	2.00	20.40	8,207	2,816	762	14,648	10,152	746	3
IND	Toowoomba	9.00	-	19.33	4.00	32.33	11,066	3,081	2,256	36,183	12,704	2,798	2
IND	Townsville	9.00	8.00	5.00	-	22.00	10,880	4,451	2,844	31,473	14,205	986	6
IND	Warwick	1.00	1.00	5.00	0.50	7.50	21,530	2,871	1,428	34,300	13,208	264	10

Lib Type	Library service:	Staff FTEs					Staff Comparisons						
		Librarian	Lib Tech	Lib Asst	Other	Total FTE	Pop to qualified staff	Pop to all staff	Lib M'bers to all staff	Issues to all staff	Physical Visits to all staff	Ref Enq to all staff	Opening Hours to All Staff
IND	Whitsunday	2.00	-	3.00	2.00	7.00	8,437	2,411	1,464	19,173	-	1,530	11
IND	Independent Total	348.534	124.912	448.256	207.43	1129.132	9,962	3,075	1,543	32,957	14,893	1,483	5
CLS	Aramac	1.00	-	1.43	-	2.43	712	293	172	4,019	1,634	111	25
CLS	Balonne	-	-	-	2.83	2.83	-	1,974	637	8,293	4,501	946	20
CLS	Barcaldine	-	-	-	0.62	0.62	-	2,729	1,440	71,877	-	1,302	29
CLS	Barcoo	1.00	-	-	1.00	2.00	464	232	49	776	2,431	-	70
CLS	Bauhinia	-	-	2.00	3.25	5.25	-	427	230	4,975	3,292	264	15
CLS	Belyando	1.00	1.00	1.16	1.00	4.16	10,524	2,530	1,600	13,363	18,270	306	18
CLS	Bendemere	-	-	-	0.70	0.70	-	1,420	766	9,276	-	604	34
CLS	Biggenden	-	-	-	1.00	1.00	-	1,537	1,031	10,116	-	163	38
CLS	Blackall	-	-	-	0.80	0.80	-	2,074	746	8,323	-	-	31
CLS	Boonah	-	-	3.00	1.00	4.00	-	2,142	924	15,193	-	870	7
CLS	Booringa	-	1.00	0.20	0.15	1.35	-	1,379	496	8,494	-	-	33
CLS	Boulia	-	-	-	1.00	1.00	-	553	171	1,714	-	78	38
CLS	Broadsound	-	1.29	1.64	-	2.93	-	2,215	976	7,079	5,734	260	17
CLS	Bulloo	-	-	-	0.66	0.66	-	718	491	2,664	1,970	374	36
CLS	Bungil	-	-	-	0.69	0.69	-	2,839	425	9,386	14,836	151	36
CLS	Burke	-	-	-	1.14	1.14	-	427	137	339	-	-	31
CLS	Calliope	-	-	10.80	4.00	14.80	-	1,095	612	11,345	3,869	-	9
CLS	Cardwell	1.00	-	3.10	-	4.10	11,230	2,739	2,201	16,685	14,768	479	17
CLS	Carpentaria	-	-	-	5.00	5.00	-	484	88	671	3,076	-	12
CLS	Charters Towers	-	-	2.77	-	2.77	-	3,188	1,906	18,124	17,385	727	14
CLS	Chinchilla	-	1.00	1.00	1.00	3.00	-	2,044	919	13,114	18,133	152	11
CLS	Clifton	-	-	1.13	-	1.13	-	2,205	1,132	12,221	10,527	-	16
CLS	Cloncurry	0.76	-	0.17	-	0.93	5,047	4,125	1,208	16,141	12,378	-	33
CLS	Cook	-	-	-	3.00	3.00	-	1,360	509	12,249	-	173	21
CLS	Crows Nest	-	-	-	1.49	1.49	-	7,837	5,288	50,490	39,279	2,094	58
CLS	Croydon*	-	-	-	1.00	1.00	-	286	92	324	-	-	38
CLS	Dalby & Wambo	-	-	-	5.25	5.25	-	2,951	2,267	26,769	22,401	2,510	17
CLS	Diamantina	-	-	-	2.00	2.00	-	153	108	559	14,020	-	36
CLS	Douglas	-	1.00	2.00	3.00	6.00	-	1,879	682	13,028	-	-	9
CLS	Duarina	-	2.02	1.00	0.44	3.46	-	1,933	1,339	9,934	-	938	25
CLS	Eacham	-	3.00	1.00	-	4.00	-	1,601	752	13,735	7,876	-	15
CLS	Eidsvoid	-	1.00	1.00	-	2.00	-	468	173	3,027	4,684	338	19
CLS	Emerald	1.00	-	2.00	1.00	4.00	13,502	3,376	3,266	18,323	19,481	1,833	12

Lib Type	Library service:	Staff FTEs					Staff Comparisons						
		Librarian	Lib Tech	Lib Asst	Other	Total FTE	Pop to qualified staff	Pop to all staff	Lib M'bers to all staff	Issues to all staff	Physical Visits to all staff	Ref Enq to all staff	Opening Hours to All Staff
CLS	Esk	1.13	-	2.26	-	3.39	13,457	4,486	1,488	21,208	15,421	2,240	23
CLS	Etheridge	-	-	-	3.00	3.00	-	336	135	844	5,066	221	34
CLS	Flinders	-	-	-	1.09	1.09	-	1,838	383	10,610	12,159	674	35
CLS	Gayndah	-	-	-	1.00	1.00	-	2,939	2,161	18,785	-	-	38
CLS	Goondiwindi	-	-	1.00	1.00	2.00	-	4,015	1,709	19,992	13,899	-	20
CLS	Herberton	-	-	-	3.39	3.39	-	1,625	767	12,241	10,104	453	12
CLS	Ilfracombe	-	-	1.00	-	1.00	-	367	98	1,425	-	325	40
CLS	Inglewood	-	-	-	2.00	2.00	-	1,319	238	7,910	1,765	212	38
CLS	Isis	-	-	2.00	-	2.00	-	3,071	1,495	22,909	19,597	1,928	18
CLS	Isisford	-	-	-	0.97	0.97	-	310	134	552	-	-	36
CLS	Jericho	-	-	0.50	-	0.50	-	2,202	286	9,962	2,332	-	36
CLS	Jondaryan	1.00	-	1.25	0.20	2.45	13,864	5,659	1,690	23,039	13,641	1,356	20
CLS	Kilcoy	-	-	1.58	-	1.58	-	2,194	1,063	20,869	10,680	-	16
CLS	Kilkivan	-	-	0.85	-	0.85	-	3,862	1,188	17,645	15,854	1,415	39
CLS	Kolan	-	-	-	1.30	1.30	-	3,500	1,565	23,792	14,787	600	16
CLS	Laidley	-	1.00	2.22	1.00	4.22	-	3,164	1,444	18,459	17,194	-	9
CLS	Longreach	-	0.40	-	-	0.40	-	10,023	8,828	50,138	-	3,770	65
CLS	McKinlay	-	-	-	2.91	2.91	-	357	267	1,842	5,808	22	15
CLS	Millmerran	-	-	-	1.44	1.44	-	2,338	1,372	15,851	12,199	623	32
CLS	Mirani	-	-	-	0.89	0.89	-	5,954	1,871	30,899	-	-	34
CLS	Miriam Vale	0.74	-	1.00	1.26	3.00	6,909	1,704	702	12,961	5,892	273	23
CLS	Monto	-	-	-	1.42	1.42	-	1,742	740	30,260	-	549	18
CLS	Mount Morgan	-	1.00	-	-	1.00	-	3,052	1,198	21,149	-	-	30
CLS	Mundubbera	-	-	1.00	-	1.00	-	2,395	1,551	13,304	19,020	1,598	38
CLS	Murgon	-	-	-	0.63	0.63	-	5,908	2,410	34,770	28,690	-	56
CLS	Murilla	-	-	2.00	-	2.00	-	1,363	566	8,062	10,344	615	23
CLS	Murweh	-	-	-	1.43	1.43	-	3,510	1,273	15,624	-	611	34
CLS	Nanango	1.00	-	2.00	0.55	3.55	8,700	2,451	1,089	10,900	1,616	110	23
CLS	Nebo	-	-	-	2.00	2.00	-	1,072	553	4,993	-	294	38
CLS	Paroo	1.00	-	-	1.70	2.70	2,170	804	664	8,333	9,858	39	19
CLS	Peak Downs	-	0.74	0.25	0.85	1.84	-	1,714	649	13,073	2,513	28	17
CLS	Perry	-	-	-	1.65	1.65	-	265	225	1,048	-	-	7
CLS	Pittsworth	-	0.80	-	-	0.80	-	6,120	2,634	35,996	23,760	3,575	33
CLS	Quilpie	-	-	-	1.22	1.22	-	880	327	5,280	2,948	-	19
CLS	Richmond	-	-	-	0.55	0.55	-	2,082	365	3,822	2,085	675	36

Lib Type	Library service:	Staff FTEs					Staff Comparisons						
		Librarian	Lib Tech	Lib Asst	Other	Total FTE	Pop to qualified staff	Pop to all staff	Lib M'bers to all staff	Issues to all staff	Physical Visits to all staff	Ref Enq to all staff	Opening Hours to All Staff
CLS	Roma Town	-	-	-	1.66	1.66	-	4,067	2,698	20,073	7,798	1,958	25
CLS	Rosalie	-	-	-	1.75	1.75	-	5,122	475	26,067	14,150	1,619	21
CLS	Sarina	-	0.99	0.99	0.16	2.14	-	4,663	1,757	24,394	19,790	632	18
CLS	Stanthorpe	1.00	-	2.00	0.40	3.40	10,575	3,110	2,591	25,458	17,648	1,704	11
CLS	Tambo	-	-	-	0.42	0.42	-	1,507	576	10,067	-	429	36
CLS	Tara	-	-	-	1.90	1.90	-	2,083	927	10,014	431.58	-	34
CLS	Taroom	-	-	-	0.90	0.90	-	2,833	1,828	16,822	-	-	40
CLS	Tiaro	-	-	0.60	-	0.60	-	8,235	2,397	17,112	14,902	2,795	30
CLS	Torres	-	-	-	2.20	2.20	-	1,732	813	3,993	12,743	-	16
CLS	Warroo	-	-	-	1.00	1.00	-	1,063	284	4,768	-	319	38
CLS	Weipa	-	2.00	0.50	-	2.50	-	878	1,009	13,283	-	93	15
CLS	Winton	-	-	2.00	-	2.00	-	772	449	9,345	-	-	19
CLS	Wondai	1.00	-	-	0.64	1.64	4,339	2,646	1,212	19,080	10,285	789	39
CLS	Yarrabah	-	-	-	1.00	1.00	-	2,322	255	157	-	65	36
CLS	CLS Total	12.63	18.24	60.40	88.50	179.77	29,842	2,097	1,057	13,153	7,971	521	21
	<b>Grand Total</b>	<b>361.16</b>	<b>143.15</b>	<b>508.66</b>	<b>295.93</b>	<b>1308.90</b>	<b>10,657</b>	<b>2,941</b>	<b>1,476</b>	<b>30,237</b>	<b>13,942</b>	<b>1,351</b>	<b>7</b>
* Data not provided													

Lib Type	Library service:	ACQUISITIONS				WITHDRAWALS				per capita	
		Lending stock	Reference (Non-lending)	Elec d'base services	Total Acquisitions	Lending stock	Reference (Non-lending)	Elec d'base services	Total Withdrawals	Acq per capita	Withdrawals per capita
IND	Atherton	3,167	14	-	3,181	3,506	-	-	3,506	0.29	0.32
IND	Banana	2,246	-	-	2,246	6,307	-	-	6,307	0.16	0.44
IND	Beaudesert	10,451	165	1	10,617	8,052	25	-	8,077	0.18	0.14
IND	Bowen	3,608	6	-	3,614	4,295	4	-	4,299	0.29	0.34
IND	Brisbane	147,033	4,177	6	151,216	106,138	6,221	-	112,359	0.16	0.12
IND	Bundaberg	14,125	27	-	14,152	12,189	99	-	12,288	0.20	0.17
IND	Burdekin	8,156	28	-	8,184	5,194	15	-	5,209	0.44	0.28
IND	Caboolture	40,990	1,280	-	42,270	38,445	539	-	38,984	0.33	0.31
IND	Cairns	21,185	1,129	1	22,315	18,107	383	1	18,491	0.18	0.15
IND	Caloundra	22,957	557	-	23,514	21,615	515	-	22,130	0.27	0.26
IND	Cooloola	8,760	216	-	8,976	8,328	197	-	8,525	0.25	0.24
IND	Gatton	4,188	10	-	4,198	2,749	3	-	2,752	0.26	0.17
IND	Gladstone	6,921	27	-	6,948	10,696	247	-	10,943	0.24	0.38
IND	Gold Coast	175,418	5,085	9	180,512	118,565	5,981	2	124,548	0.38	0.27
IND	Hervey Bay	30,738	-	-	30,738	18,837	-	-	18,837	0.62	0.38
IND	Hinchinbrook	3,153	-	-	3,153	1,829	-	-	1,829	0.26	0.15
IND	Ipswich	25,768	709	3	26,480	42,486	-	1	42,487	0.20	0.31
IND	Johnstone	2,748	78	-	2,826	6,042	217	-	6,259	0.14	0.32
IND	Kingaroy	2,549	54	-	2,603	2,016	282	-	2,298	0.21	0.19
IND	Livingstone	4,480	20	-	4,500	9,662	80	-	9,742	0.16	0.35
IND	Logan	47,529	922	-	48,451	66,913	966	-	67,879	0.28	0.39
IND	Mackay	21,985	504	-	22,489	33,111	909	-	34,020	0.28	0.43
IND	Mareeba	5,287	57	-	5,344	5,075	48	-	5,123	0.29	0.27
IND	Maroochy	36,461	1,412	1	37,874	38,120	3,090	-	41,210	0.27	0.29
IND	Maryborough	6,299	36	-	6,335	4,726	11	-	4,737	0.22	0.16
IND	Mount Isa	4,374	27	-	4,401	5,677	32	2	5,711	0.21	0.28
IND	Noosa	12,938	250	2	13,190	9,701	235	1	9,937	0.28	0.21
IND	Pine Rivers	35,102	178	2	35,282	8,820	1,483	-	10,303	0.25	0.07
IND	Redcliffe	19,551	539	-	20,090	11,447	-	-	11,447	0.38	0.22
IND	Redland	33,141	578	-	33,719	28,948	558	-	29,506	0.26	0.23
IND	Rockhampton	11,608	280	3	11,891	7,812	22	-	7,834	0.20	0.13
IND	Thuringowa	8,221	130	3	8,354	10,559	726	-	11,285	0.15	0.20
IND	Toowoomba	23,731	445	-	24,176	21,255	300	1	21,556	0.24	0.22
IND	Townsville	32,363	-	-	32,363	13,671	-	1	13,672	0.33	0.14
IND	Warwick	7,932	56	-	7,988	4,048	6	-	4,054	0.37	0.19

Lib Type	Library service:	ACQUISITIONS				WITHDRAWALS				per capita	
		Lending stock	Reference (Non-lending)	Elec d'base services	Total Acquisitions	Lending stock	Reference (Non-lending)	Elec d'base services	Total Withdrawals	Acq per capita	Withdrawals per capita
IND	Whitsunday	5,530	5	1	5,536	14,137	1,379	-	15,516	0.33	0.92
IND	Independent Total	850,693	19,001	32	869,726	729,078	24,573	9	753,660	0.25	0.22
CLS	Aramac	1	1	-	2	4	-	-	4	0.00	0.01
CLS	Balonne	-	-	-	-	-	-	-	-	-	-
CLS	Barcaldine	10	6	-	16	-	-	-	-	0.01	-
CLS	Barcoo	-	-	-	-	-	-	-	-	-	-
CLS	Bahinia	-	-	-	-	-	-	-	-	-	-
CLS	Belyando	-	-	-	-	-	-	-	-	-	-
CLS	Bendemere	1	-	-	1	-	-	-	-	0.00	-
CLS	Biggenden	-	-	-	-	-	-	-	-	-	-
CLS	Blackall	-	-	-	-	-	-	-	-	-	-
CLS	Boonah	528	-	-	528	449	-	-	449	0.06	0.05
CLS	Booringa	-	-	-	-	-	-	-	-	-	-
CLS	Boulia	-	-	-	-	-	-	-	-	-	-
CLS	Broadsound	330	-	-	330	389	21	-	410	0.05	0.06
CLS	Bulloo	-	-	-	-	-	-	-	-	-	-
CLS	Bungil	25	-	-	25	-	-	-	-	0.01	-
CLS	Burke	-	-	-	-	-	-	-	-	-	-
CLS	Calliope	-	-	-	-	-	-	-	-	-	-
CLS	Cardwell	-	-	-	-	-	-	-	-	-	-
CLS	Carpentaria	-	-	-	-	15	6	-	21	-	0.01
CLS	Charters Towers**	-	-	-	-	-	-	-	-	-	-
CLS	Chinchilla	780	-	-	780	300	-	-	300	0.13	0.05
CLS	Clifton	-	-	-	-	-	-	-	-	-	-
CLS	Cloncurry	-	-	-	-	-	-	-	-	-	-
CLS	Cook	-	-	-	-	286	-	-	286	-	0.07
CLS	Crows Nest	-	-	-	-	-	-	-	-	-	-
CLS	Croydon	-	-	-	-	-	-	-	-	-	-
CLS	Dalby & Wambo	18,283	57	1	18,341	11,627	57	-	11,684	1.18	0.75
CLS	Diamantina	-	-	-	-	-	-	-	-	-	-
CLS	Douglas	1,900	40	-	1,940	-	-	-	-	0.17	-
CLS	Duarina	-	-	-	-	-	-	-	-	-	-
CLS	Eacham	-	-	-	-	225	-	-	225	-	0.04
CLS	Eidsvold	120	2	-	122	55	-	-	55	0.13	0.06

Lib Type	Library service:	ACQUISITIONS				WITHDRAWALS				per capita	
		Lending stock	Reference (Non-lending)	Elec d'base services	Total Acquisitions	Lending stock	Reference (Non-lending)	Elec d'base services	Total Withdrawals	Acq per capita	Withdrawals per capita
CLS	Emerald	600	3	-	603	800	60	-	860	0.04	0.06
CLS	Esk	-	-	-	-	-	-	-	-	-	-
CLS	Etheridge	-	-	-	-	-	-	-	-	-	-
CLS	Flinders	-	-	-	-	-	-	-	-	-	-
CLS	Gayndah	-	-	-	-	-	-	-	-	-	-
CLS	Goondiwindi	40	-	-	40	-	-	-	-	0.00	-
CLS	Herberton	-	-	-	-	-	-	-	-	-	-
CLS	Ilfracombe	6	-	-	6	-	-	-	-	0.02	-
CLS	Inglewood	-	-	-	-	-	-	-	-	-	-
CLS	Isis	-	-	-	-	320	-	-	320	-	0.05
CLS	Isisford	-	-	-	-	-	-	-	-	-	-
CLS	Jericho	-	-	-	-	-	-	-	-	-	-
CLS	Jondaryan	220	-	-	220	-	-	-	-	0.02	-
CLS	Kilcoy	144	-	-	144	-	-	-	-	0.04	-
CLS	Kilkivan	-	-	-	-	-	-	-	-	-	-
CLS	Kolan	-	-	-	-	-	-	-	-	-	-
CLS	Laidley	1,090	-	-	1,090	8,712	67	-	8,779	0.08	0.66
CLS	Longreach	31	2	-	33	35	5	-	40	0.01	0.01
CLS	McKinlay	-	-	-	-	-	-	-	-	-	-
CLS	Millmerran	-	-	-	-	-	-	-	-	-	-
CLS	Mirani	-	-	-	-	-	-	-	-	-	-
CLS	Miriam Vale	200	1	-	201	200	-	-	200	0.04	0.04
CLS	Monto	-	-	-	-	-	-	-	-	-	-
CLS	Mount Morgan	-	-	-	-	-	-	-	-	-	-
CLS	Mundubbera	-	-	-	-	-	-	-	-	-	-
CLS	Murgon	37	-	-	37	-	-	-	-	0.01	-
CLS	Murilla	190	-	-	190	-	-	-	-	0.07	-
CLS	Murweh	-	-	-	-	-	-	-	-	-	-
CLS	Nanango	-	-	-	-	-	-	-	-	-	-
CLS	Nebo	-	-	-	-	-	-	-	-	-	-
CLS	Paroo	-	-	-	-	-	-	-	-	-	-
CLS	Peak Downs	510	-	-	510	658	20	-	678	0.16	0.21
CLS	Perry	-	-	-	-	-	-	-	-	-	-
CLS	Pittsworth	40	-	-	40	-	-	-	-	0.01	-

Lib Type	Library service:	ACQUISITIONS				WITHDRAWALS				per capita	
		Lending stock	Reference (Non-lending)	Elec d'base services	Total Acquisitions	Lending stock	Reference (Non-lending)	Elec d'base services	Total Withdrawals	Acq per capita	Withdrawals per capita
CLS	Quilpie	-	-	-	-	-	-	-	-	-	-
CLS	Richmond	-	-	-	-	-	-	-	-	-	-
CLS	Roma Town	-	-	-	-	-	-	-	-	-	-
CLS	Rosalie	-	-	-	-	-	-	-	-	-	-
CLS	Sarina	-	-	-	-	-	-	-	-	-	-
CLS	Stanthorpe	-	-	-	-	-	-	-	-	-	-
CLS	Tambo	-	-	-	-	-	-	-	-	-	-
CLS	Tara	-	-	-	-	-	-	-	-	-	-
CLS	Taroom	130	-	-	130.00	-	-	-	-	0.05	-
CLS	Tiaro	-	-	-	-	-	-	-	-	-	-
CLS	Torres	-	-	-	-	-	-	-	-	-	-
CLS	Warroo	56	10	-	66	30	-	-	30	0.06	0.03
CLS	Weipa	-	-	-	-	352	-	-	352	-	0.16
CLS	Winton	-	-	-	-	-	-	-	-	-	-
CLS	Wondai	-	-	-	-	-	-	-	-	-	-
CLS	Yarrabah	-	-	-	-	-	-	-	-	-	-
CLS	CLS Total	25,272	122	1	25,395	24,457	236	-	24,693	0.07	0.07
	<b>Grand Total</b>	<b>875,965</b>	<b>19,123</b>	<b>33</b>	<b>895,121</b>	<b>753,535</b>	<b>24,809</b>	<b>9</b>	<b>778,353</b>	<b>0.23</b>	<b>0.20</b>
* Data not provided											

Lib Type	Library service:	Pop.	Stock - Resources								Issues per Item (Lending Stock)	Lending Stock per capita
			Lending stock	Serial titles	Newspaper titles	Reference (non-lending) stock	Other non lending stock	Elec. Database	e-books	Total Stock		
IND	Atherton	10,994	32,035	71	6	724	783	-	-	33,619	4.24	2.91
IND	Banana	14,266	54,815	15	5	669	-	8	1	55,513	1.87	3.84
IND	Beaudesert	59,393	129,871	96	8	1,798	620	1	-	132,394	3.16	2.19
IND	Bowen	12,566	29,285	25	3	597	-	9	-	29,919	2.45	2.33
IND	Brisbane	957,010	1,203,617	4,999	27	45,011	14,048	41	-	1,267,743	8.29	1.26
IND	Bundaberg	71,692	140,822	277	20	998	-	-	-	142,117	7.95	1.96
IND	Burdekin	18,636	56,136	130	7	721	278	-	-	57,272	3.24	3.01
IND	Caboolture	126,729	211,263	232	9	6,352	1,626	-	-	219,482	5.56	1.67
IND	Cairns	125,132	187,909	257	31	5,153	4,853	3	-	198,206	4.79	1.50
IND	Caloundra	86,468	157,690	418	39	7,160	2,357	-	-	167,664	9.85	1.82
IND	Coolooloa	35,624	85,763	193	7	1,817	2,259	6	-	90,045	4.91	2.41
IND	Gatton	16,288	32,948	70	6	570	-	-	-	33,594	3.20	2.02
IND	Gladstone	28,503	87,274	105	5	1,291	822	-	-	89,497	5.68	3.06
IND	Gold Coast	469,214	640,304	1,934	119	47,806	536	40	-	690,739	8.71	1.36
IND	Hervey Bay	49,371	126,669	87	11	3,961	1,002	-	-	131,730	4.41	2.57
IND	Hinchinbrook	12,207	44,890	50	3	222	-	-	-	45,165	2.46	3.68
IND	Ipswich	135,579	230,593	727	7	6,278	2,249	17	-	239,871	4.93	1.70
IND	Johnstone	19,523	38,616	78	7	1,639	151	-	-	40,491	2.65	1.98
IND	Kingaroy	12,302	37,180	64	4	1,074	116	-	-	38,438	1.65	3.02
IND	Livingstone	28,222	54,906	250	3	1,055	22	-	-	56,236	6.07	1.95
IND	Logan	173,331	473,094	771	6	18,138	1,093	17	-	493,119	3.48	2.73
IND	Mackay	79,824	138,448	481	14	6,717	10,000	-	-	155,660	5.96	1.73
IND	Mareeba	18,659	47,180	116	6	594	126	-	-	48,022	2.82	2.53
IND	Maroochy	141,069	288,159	748	62	8,903	15,002	14	-	312,888	5.90	2.04
IND	Maryborough	28,758	77,641	91	6	1,019	-	-	-	78,757	3.95	2.70
IND	Mount Isa	20,663	67,643	87	4	1,172	-	1	-	68,907	2.71	3.27
IND	Noosa	47,606	97,174	326	10	4,654	80	6	-	102,250	7.49	2.04
IND	Pine Rivers	139,228	270,054	365	10	4,068	34	12	-	274,543	6.26	1.94
IND	Redcliffe	52,303	139,517	182	21	7,916	-	-	-	147,636	6.23	2.67
IND	Redland	127,777	251,859	491	18	18,039	-	4	-	270,411	5.77	1.97
IND	Rockhampton	59,662	175,281	273	17	13,358	738,000	3	-	926,932	3.36	2.94
IND	Thuringowa	57,448	88,170	138	12	2,327	665	13	690	92,015	3.39	1.53
IND	Toowoomba	99,597	190,434	291	24	19,958	4,060	12	34	214,813	6.14	1.91
IND	Townsville	97,923	206,966	387	14	5,588	3,818	9	-	216,782	3.35	2.11
IND	Warwick	21,530	71,354	72	5	763	-	-	-	72,194	3.61	3.31
IND	Whitsunday	16,874	46,897	35	5	683	-	1	-	47,621	2.86	2.78
IND	<b>Independent Total</b>	<b>3,471,971</b>	<b>6,212,457</b>	<b>14,932</b>	<b>561</b>	<b>248,793</b>	<b>804,600</b>	<b>217</b>	<b>725</b>	<b>7,282,285</b>	<b>5.99</b>	<b>1.79</b>
CLS	Aramac	712	5,117	248	-	58	1	-	-	5,424	1.91	7.19
CLS	Balonne	5,587	17,996	782	-	280	-	-	-	19,058	1.30	3.22
CLS	Barcaldine	1,692	8,349	455	4	187	82	-	-	9,077	5.34	4.93
CLS	Barcoo	464	4,293	-	-	87	-	-	-	4,380	0.36	9.25
CLS	Bauhinia	2,240	10,859	416	2	176	-	-	-	11,453	2.41	4.85
CLS	Belyando	10,524	32,505	16	4	367	-	-	-	32,892	1.71	3.09
CLS	Bendmere	994	7,877	150	-	172	118	-	-	8,317	0.82	7.92
CLS	Biggenden	1,537	4,813	-	-	127	-	-	-	4,940	2.10	3.13
CLS	Blackall	1,659	8,160	-	1	188	-	-	-	8,349	0.82	4.92
CLS	Boonah	8,567	14,047	266	-	228	-	-	-	14,541	4.33	1.64
CLS	Booringa	1,861	7,532	9	3	146	-	-	-	7,690	1.52	4.05
CLS	Boulia	553	2,495	-	-	73	-	-	-	2,568	0.69	4.51
CLS	Broadsound	6,489	22,753	6,316	4	482	12	2	-	29,569	0.91	3.51
CLS	Bulloo	474	2,284	-	-	80	10	-	-	2,374	0.77	4.82
CLS	Bungil	1,959	3,866	7	-	84	-	-	-	3,957	1.68	1.97
CLS	Burke	487	3,257	-	8	62	-	-	-	3,327	0.12	6.69
CLS	Calliope	16,210	39,007	29	5	181	-	-	-	39,222	4.30	2.41
CLS	Cardwell	11,230	31,093	23	5	760	4,165	-	-	36,046	2.20	2.77
CLS	Carpentaria	2,420	7,305	6,898	-	204	100	-	-	14,507	0.46	3.02
CLS	Charters Towers**	8,832	15,585	17	6	417	39	-	-	16,064	3.22	1.76
CLS	Chinchilla	6,133	16,013	33	3	336	200	-	-	16,585	2.46	2.61

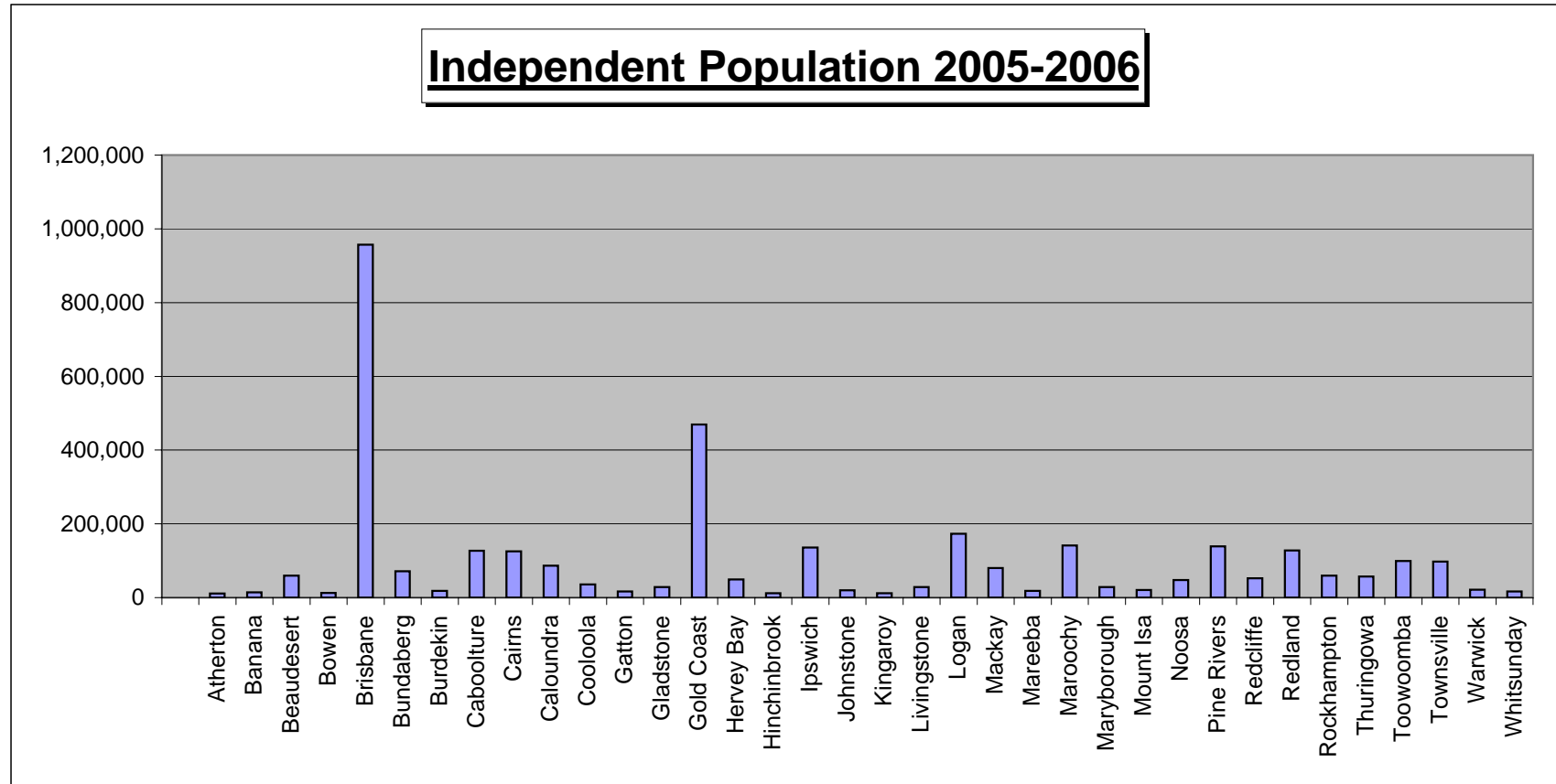
Lib Type	Library service:	Pop.	Stock - Resources								Issues per Item (Lending Stock)	Lending Stock per capita
			Lending stock	Serial titles	Newspaper titles	Reference (non-lending) stock	Other non lending stock	Elec. Database	e-books	Total Stock		
CLS	Clifton	2,492	7,539	-	2	113	-	-	-	7,654	1.83	3.03
CLS	Cloncurry	3,836	10,991	20	1	138	-	-	-	11,150	1.37	2.87
CLS	Cook	4,081	12,933	13	2	326	351	-	-	13,625	2.84	3.17
CLS	Crows Nest	11,677	13,255	40	3	624	-	-	-	13,922	5.68	1.14
CLS	Croydon	286	2,250	-	-	54	-	-	-	2,304	0.14	7.87
CLS	Dalby & Wambo	15,491	32,347	47	7	362	395	8	-	33,166	4.34	2.09
CLS	Diamantina	306	2,943	-	-	170	-	-	-	3,113	0.38	9.62
CLS	Douglas	11,275	22,888	64	4	974	450	-	-	24,380	3.42	2.03
CLS	Duaringa	6,689	28,494	3,702	7	547	82	-	-	32,832	1.21	4.26
CLS	Eacham	6,405	18,996	48	2	218	-	-	-	19,264	2.89	2.97
CLS	Eidsvold	936	5,130	1	3	150	-	-	-	5,284	1.18	5.48
CLS	Emerald	13,502	28,150	51	6	850	50	-	-	29,107	2.60	2.08
CLS	Esk	15,206	25,232	39	6	430	50	-	-	25,757	2.85	1.66
CLS	Etheridge	1,007	5,421	-	-	135	58	-	-	5,614	0.47	5.38
CLS	Flinders	2,003	5,383	-	2	73	52	-	-	5,510	2.15	2.69
CLS	Gayndah *	2,939	4,432	-	-	97	-	-	-	4,529	4.24	1.51
CLS	Goondiwindi	8,029	11,420	458	2	281	-	-	-	12,161	3.50	1.42
CLS	Herberton	5,508	17,220	-	-	366	-	-	-	17,586	2.41	3.13
CLS	Ilfracombe	367	1,735	-	-	47	150	-	-	1,932	0.82	4.73
CLS	Inglewood	2,637	6,259	-	2	195	-	-	-	6,456	2.53	2.37
CLS	Isis	6,141	13,956	24	3	263	-	-	-	14,246	3.28	2.27
CLS	Isisford	301	1,798	-	-	42	-	-	-	1,840	0.30	5.97
CLS	Jericho	1,101	3,171	-	-	89	-	-	-	3,260	1.57	2.88
CLS	Jondaryan	13,864	19,623	55	3	219	178	11	-	20,089	2.88	1.42
CLS	Kilcoy	3,467	6,620	-	-	-	-	-	-	6,620	4.98	1.91
CLS	Kilkivan	3,283	11,298	4	-	199	-	-	-	11,501	1.33	3.44
CLS	Kolan	4,550	9,907	531	1	226	-	-	-	10,665	3.12	2.18
CLS	Laidley	13,351	23,262	80	4	380	9	-	-	23,735	3.35	1.74
CLS	Longreach	4,009	7,281	-	6	250	5	-	-	7,542	2.75	1.82
CLS	McKinlay	1,038	5,619	9	1	115	2	-	-	5,746	0.95	5.41
CLS	Millmerran	3,367	10,422	19	-	186	-	-	-	10,627	2.19	3.10
CLS	Mirani	5,299	9,686	19	1	106	-	-	-	9,812	2.84	1.83
CLS	Miriam Vale	5,113	12,437	18	2	187	4	-	-	12,648	3.13	2.43
CLS	Monto	2,473	4,369	-	-	115	-	-	-	4,484	9.83	1.77
CLS	Mount Morgan	3,052	6,500	-	-	200	-	-	-	6,700	3.25	2.13
CLS	Mundubbera	2,395	5,573	5,913	2	114	72	-	-	11,674	2.39	2.33
CLS	Murgon	3,722	7,320	-	1	205	-	-	-	7,526	2.99	1.97
CLS	Murilla	2,725	6,326	14	2	178	-	-	-	6,520	2.55	2.32
CLS	Murweh	5,019	13,897	6	-	346	-	-	-	14,249	1.61	2.77
CLS	Nanango	8,700	18,810	24	8	267	4	-	-	19,113	2.06	2.16
CLS	Nebo	2,144	11,281	998	4	482	400	-	-	13,165	0.89	5.26
CLS	Paroo	2,170	12,589	125	-	328	-	-	-	13,042	1.79	5.80
CLS	Peak Downs	3,154	13,619	24	-	68	-	-	-	13,711	1.77	4.32
CLS	Perry	437	3,491	4	2	75	-	-	-	3,572	0.50	7.99
CLS	Pittsworth	4,896	8,766	15	2	127	20	-	-	8,930	3.29	1.79
CLS	Quilpie	1,073	4,587	476	1	88	18	-	-	5,170	1.40	4.27
CLS	Richmond	1,145	1,098	5	-	58	-	-	-	1,161	1.91	0.96
CLS	Roma Town	6,752	15,500	1,769	3	272	-	-	-	17,544	2.15	2.30
CLS	Rosalie	8,963	16,662	196	-	316	-	-	-	17,174	2.74	1.86
CLS	Sarina	9,979	15,760	40	1	355	-	-	-	16,156	3.31	1.58
CLS	Stanthorpe	10,575	20,995	211	4	565	424	-	-	22,199	4.12	1.99
CLS	Tambo	633	3,027	5	-	108	-	-	-	3,140	1.40	4.78
CLS	Tara	3,958	9,730	232	-	207	-	-	-	10,169	1.96	2.46
CLS	Taroom	2,550	12,621	-	2	142	25	-	-	12,790	1.20	4.95
CLS	Tiaro	4,941	5,832	6	2	75	55	-	-	5,970	1.76	1.18
CLS	Torres	3,810	7,401	7	1	124	50	2	-	7,585	1.19	1.94
CLS	Warroo	1,063	2,468	-	-	100	-	-	-	2,568	1.93	2.32
CLS	Weipa	2,195	19,395	105	3	1,386	-	-	-	20,889	1.71	8.84

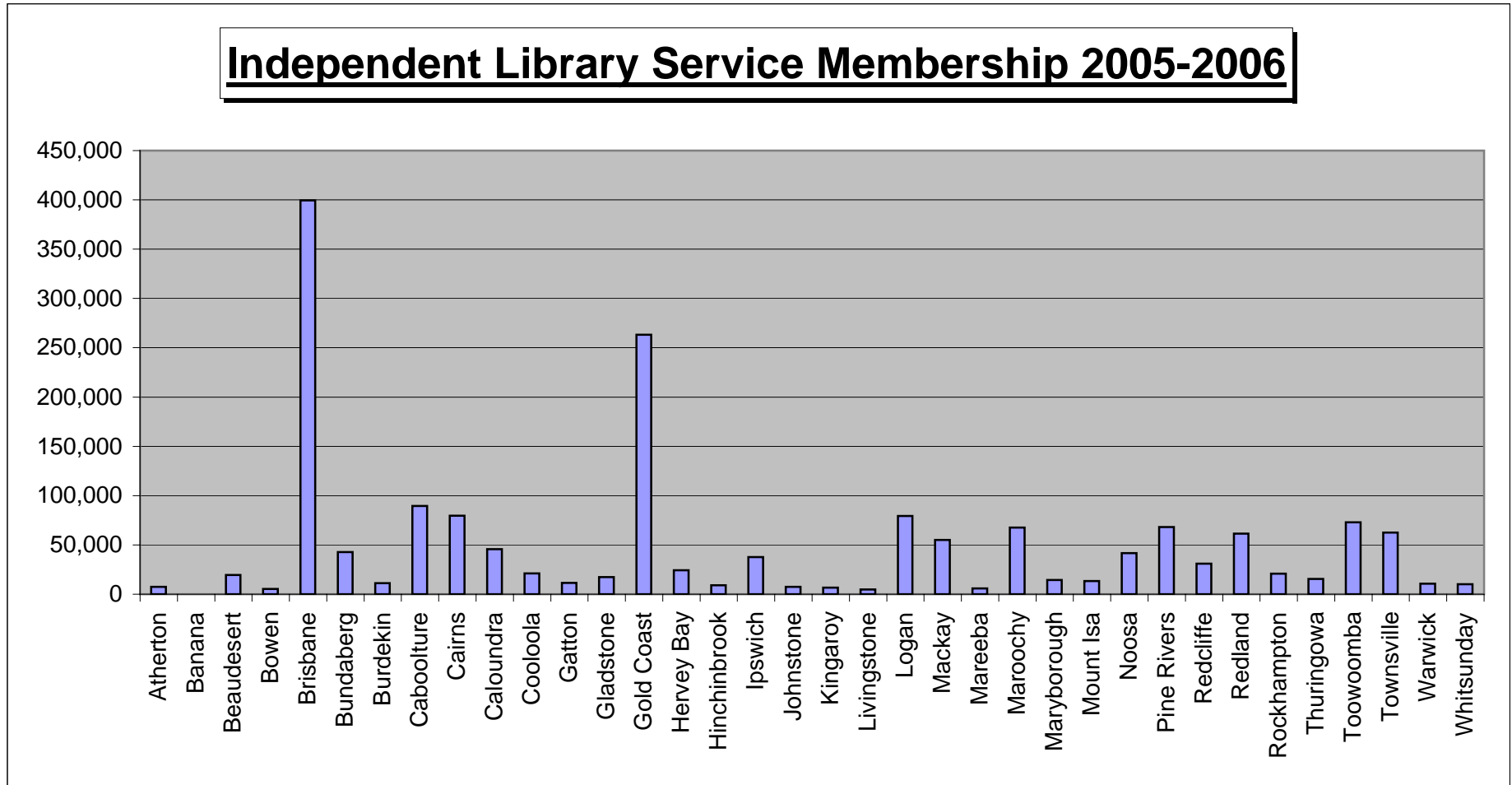
Lib Type	Library service:	Pop.	Stock - Resources							Issues per Item (Lending Stock)	Lending Stock per capita	
			Lending stock	Serial titles	Newspaper titles	Reference (non-lending) stock	Other non lending stock	Elec. Database	e-books			Total Stock
CLS	Winton	1,543	3,901	-	-	83	-	-	-	3,984	4.79	2.53
CLS	Wondai	4,339	18,576	14	2	218	6	-	-	18,816	1.68	4.28
CLS	Yarrabah	2,322	3,610	-	1	47	17	-	-	3,675	0.04	1.55
CLS	CLS Total	376,908	937,008	31,096	156	19,756	7,654	23	-	995,693	2.52	2.49
	<b>Grand Total</b>	<b>3,848,879</b>	<b>7,149,465</b>	<b>46,028</b>	<b>717</b>	<b>268,549</b>	<b>812,254</b>	<b>240</b>	<b>725</b>	<b>8,277,978</b>	<b>5.54</b>	<b>1.86</b>
* Data not provided												
** Charters Towers City Council provides library services to Dalrymple Shire - the measures provided are for the Charters Towers City Council only												

Lib Type	Library service:	Pop.	Loans and Usage								per capita						
			Patron Visits	Issues	Returns	Reference enquiries***	Reservations	Interlibrary loan requests	Interlibrary loan items received	Interlibrary loan requests	Interlibrary loan requests supplied	Issues per capita	Loans per visit	Reference enq. per capita	Visits per capita	Visits per m'ship	Visits per Opening Hours
IND	Atherton	10,994	93,300	135,964	121,608	-	8,232	671	608	-	-	12.37	1.46	-	8.49	12.60	2332.50
IND	Banana	14,266	41,192	102,279	127,903	2,852	3,236	384	200	-	-	7.17	2.48	0.20	2.89	-	651.26
IND	Beaudesert	59,393	-	410,491	335,072	18,850	44,901	621	441	74	74	6.91	-	0.32	-	-	-
IND	Bowen	12,566	52,520	71,718	65,263	1,982	1,359	301	287	21	21	5.71	1.37	0.16	4.18	9.63	664.81
IND	Brisbane	957,010	5,773,269	9,982,615	8,924,996	415,584	845,077	4,789	4389	4,184	3,970	10.43	1.73	0.43	6.03	14.45	4567.46
IND	Bundaberg	71,692	-	1,119,766	994,699	-	-	248	204	20	17	15.62	-	-	-	-	-
IND	Burdekin	18,636	70,760	181,937	-	8,550	6,165	730	785	-	-	9.76	2.57	0.46	3.80	6.25	1199.32
IND	Caboolture	126,729	706,385	1,174,840	1,066,472	81,165	46,713	2,317	2198	955	837	9.27	1.66	0.64	5.57	7.88	2504.91
IND	Cairns	125,132	995,207	899,600	774,075	85,898	134,768	1,643	1152	1,988	1,342	7.19	0.90	0.69	7.95	12.48	3638.78
IND	Caloundra	86,468	799,015	1,553,493	1,552,827	47,612	41,883	745	640	697	649	17.97	1.94	0.55	9.24	17.49	4645.44
IND	Coolooloa	35,624	249,501	421,418	375,799	34,328	11,116	1,176	1120	185	179	11.83	1.69	0.96	7.00	11.83	2970.25
IND	Gatton	16,288	76,180	105,270	94,120	656	6,480	584	432	20	20	6.46	1.38	0.04	4.68	6.71	2087.12
IND	Gladstone	28,503	153,169	495,329	365,968	16,607	7,380	520	305	1	1	17.38	3.23	0.58	5.37	8.77	3018.11
IND	Gold Coast	469,214	2,475,133	5,576,431	4,950,143	265,434	210,417	5,199	3842	-	1,235	11.88	2.25	0.57	5.28	9.41	3753.04
IND	Hervey Bay	49,371	230,258	559,111	568,867	10,944	10,771	573	483	1,941	1,556	11.32	2.43	0.22	4.66	9.44	3070.11
IND	Hinchinbrook	12,207	52,000	110,402	78,677	592	2,311	1,497	998	754	550	9.04	2.12	0.05	4.26	5.81	876.45
IND	Ipswich	135,579	434,020	1,137,207	1,136,218	47,019	49,855	1,478	1180	2,716	2,061	8.39	2.62	0.35	3.20	11.50	3390.78
IND	Johnstone	19,523	71,598	102,278	96,040	3,114	4,081	490	430	1	1	5.24	1.43	0.16	3.67	9.43	1556.48
IND	Kingaroy	12,302	-	61,405	-	772	948	682	765	2	2	4.99	-	0.06	-	-	-
IND	Livingstone	28,222	-	333,360	-	7,500	17,252	280	276	37	36	11.81	-	0.27	-	-	-
IND	Logan	173,331	-	1,646,477	1,626,178	221,574	529,551	1,126	1042	1,216	984	9.50	-	1.28	-	-	-
IND	Mackay	79,824	321,531	824,937	948,497	21,341	15,517	787	575	368	312	10.33	2.57	0.27	4.03	5.83	2701.94
IND	Mareeba	18,659	56,013	133,166	112,649	6,498	7,746	756	712	823	815	7.14	2.38	0.35	3.00	9.52	795.41
IND	Maroochy	141,069	742,149	1,699,252	1,522,335	103,747	94,666	1,979	1756	2,716	1,916	12.05	2.29	0.74	5.26	10.98	4169.38
IND	Maryborough	28,758	158,154	306,650	-	6,357	10,175	1,407	1344	384	325	10.66	1.94	0.22	5.50	10.97	3953.85
IND	Mount Isa	20,663	105,069	183,090	132,273	3,710	3,546	350	327	17	17	8.86	1.74	0.18	5.08	7.90	2501.64
IND	Noosa	47,606	293,661	727,479	651,113	5,234	55,422	-	-	-	-	15.28	2.48	0.11	6.17	7.04	5488.99
IND	Pine Rivers	139,228	739,401	1,691,730	1,524,142	38,285	88,325	-	1247	-	1,128	12.15	2.29	0.27	5.31	10.86	2865.90
IND	Redcliffe	52,303	297,064	869,701	865,861	25,500	28,408	1,098	1080	54	52	16.63	2.93	0.49	5.68	9.56	6062.53
IND	Redland	127,777	628,484	1,453,926	1,444,578	33,931	131,258	1,553	1055	344	276	11.38	2.31	0.27	4.92	10.25	2936.84
IND	Rockhampton	59,662	171,845	588,846	529,056	18,917	11,402	486	417	50	46	9.87	3.43	0.32	2.88	8.27	1790.05
IND	Thuringowa	57,448	207,091	298,810	289,135	15,210	12,215	482	429	306	229	5.20	1.44	0.26	3.60	13.33	4816.07
IND	Toowoomba	99,597	410,717	1,169,796	1,086,769	90,466	59,026	2,500	1928	447	417	11.75	2.85	0.91	4.12	5.63	5232.06
IND	Townsville	97,923	312,509	692,413	594,521	21,698	26,254	457	290	10	10	7.07	2.22	0.22	3.19	4.99	3592.06
IND	Warwick	21,530	99,058	257,253	242,377	1,983	10,322	548	496	21	20	11.95	2.60	0.09	4.60	9.25	1597.71
IND	Whitsunday	16,874	-	134,211	127,952	10,710	3,034	-	118	11	11	7.95	-	0.63	-	-	-
IND	Independent Total	3,471,971	16,816,253	37,212,651	33,326,183	1,674,620	2,539,812	38,457	33,551	20,363	19,109	10.72	2.21	0.48	4.84	9.69	3054.31
CLS	Aramac	712	3,970	9,765	7,430	269	291	1,134	588	-	-	13.71	2.46	0.38	5.58	9.50	64.55
CLS	Balonne	5,587	12,737	23,470	18,217	2,678	1,766	2,048	2048	-	-	4.20	1.84	0.48	2.28	7.06	170.97
CLS	Barcaldine	1,692	-	44,564	13,297	807	1,022	504	482	307	365	26.34	-	0.48	-	-	-
CLS	Barcoo	464	4,862	1,551	586	-	1	16	-	-	-	3.34	0.32	-	10.48	49.61	127.11
CLS	Bauhinia	2,240	17,281	26,120	24,423	1,387	3,540	369	-	-	-	11.66	1.51	0.62	7.71	14.34	474.49
CLS	Belyando	10,524	76,003	55,589	64,741	1,274	3,709	1,335	384	-	-	5.28	0.73	0.12	7.22	11.42	1034.05
CLS	Bendmere	994	-	6,493	3,219	423	1,232	422	154	-	-	6.53	-	0.43	-	-	-
CLS	Biggenden	1,537	-	10,116	11,244	163	952	532	-	-	-	6.58	-	0.11	-	-	-
CLS	Blackall	1,659	-	6,658	6,484	-	632	619	-	135	-	4.01	-	-	-	-	-
CLS	Boonah	8,567	-	60,771	59,701	3,478	7,423	2,075	2057	322	671	7.09	-	0.41	-	-	-
CLS	Booringa	1,861	-	11,467	9,950	-	2,488	1,189	-	-	-	6.16	-	-	-	-	-

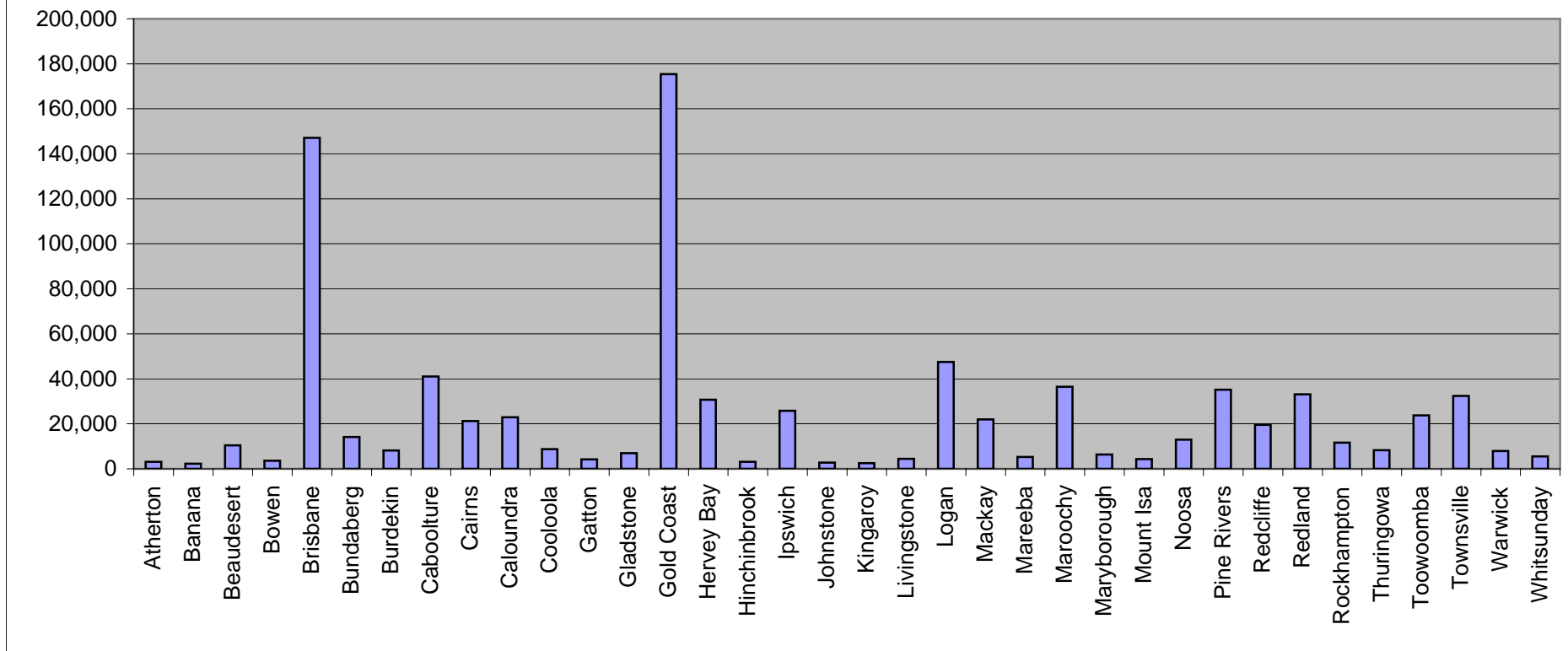
Lib Type	Library service:	Pop.	Loans and Usage									per capita					
			Patron Visits	Issues	Returns	Reference enquiries***	Reservations	Interlibrary loan requests	Interlibrary loan items received	Interlibrary loan requests	Interlibrary loan requests supplied	Issues per capita	Loans per visit	Reference enq. per capita	Visits per capita	Visits per m'ship	Visits per Opening Hours
CLS	Bouliia	553	-	1,714	-	78	-	72	-	-	-	3.10	-	0.14	-	-	-
CLS	Broadsound	6,489	16,800	20,742	20,977	761	1,301	1,209	-	3	3	3.20	1.23	0.12	2.59	5.87	329.41
CLS	Bulloo	474	1,300	1,758	2,408	247	3	65	25	-	-	3.71	1.35	0.52	2.74	4.01	54.17
CLS	Bungil	1,959	10,237	6,476	5,248	104	10	308	-	-	-	3.31	0.63	0.05	5.23	34.94	409.48
CLS	Burke	487	-	387	663	-	-	40	-	-	-	0.79	-	-	-	-	-
CLS	Calliope	16,210	57,268	167,901	-	-	1,742	3,372	-	-	-	10.36	2.93	-	3.53	6.32	412.24
CLS	Cardwell	11,230	60,547	68,408	69,155	1,963	9,489	2,990	211	122	98	6.09	1.13	0.17	5.39	6.71	890.40
CLS	Carpentaria	2,420	15,381	3,354	4,130	-	2,007	1,280	1268	-	-	1.39	0.22	-	6.36	35.04	265.19
CLS	Charters Towers**	8,832	48,156	50,204	58,377	2,015	5,761	1,459	1282	319	299	5.68	1.04	0.23	5.45	9.12	1250.81
CLS	Chinchilla	6,133	54,399	39,343	43,223	455	4,564	1,864	-	539	-	6.41	0.72	0.07	8.87	19.72	1599.97
CLS	Clifton	2,492	11,896	13,810	13,202	-	635	569	-	185	-	5.54	1.16	-	4.77	9.30	660.89
CLS	Cloncurry	3,836	11,512	15,011	14,480	-	1,397	1,859	1859	-	-	3.91	1.30	-	3.00	10.25	371.35
CLS	Cook	4,081	-	36,747	33,069	520	2,947	1,204	-	307	-	9.00	-	0.13	-	-	-
CLS	Crows Nest	11,677	58,526	75,230	-	3,120	7,582	3,272	-	572	-	6.44	1.29	0.27	5.01	7.43	672.71
CLS	Croydon	286	-	324	302	-	-	20	-	-	-	1.13	-	-	-	-	-
CLS	Dalby & Wambo	15,491	117,604	140,538	132,874	13,176	2,973	2,215	2486	117	102	9.07	1.20	0.85	7.59	9.88	2880.33
CLS	Diamantina	306	28,039	1,117	1,463	-	-	57	-	-	-	3.65	0.04	-	91.63	129.81	771.79
CLS	Douglas	11,275	-	78,169	76,758	-	3,276	652	-	-	-	6.93	-	-	-	-	-
CLS	Duaringa	6,689	-	34,371	33,485	3,244	4,898	1,942	674	-	-	5.14	-	0.48	-	-	-
CLS	Eacham	6,405	31,502	54,939	52,962	-	5,560	2,701	2581	198	-	8.58	1.74	-	4.92	10.47	520.69
CLS	Eidsvold	936	9,367	6,053	5,493	676	438	1,329	8	-	-	6.47	0.65	0.72	10.01	27.15	249.79
CLS	Emerald	13,502	77,922	73,292	74,577	7,332	5,818	1,858	2600	-	-	5.43	0.94	0.54	5.77	5.97	1574.18
CLS	Esk	15,206	52,276	71,895	77,493	7,592	9,189	4,538	2695	2	-	4.73	1.38	0.50	3.44	10.36	670.21
CLS	Etheridge	1,007	15,197	2,531	2,402	663	356	458	387	10	10	2.51	0.17	0.66	15.09	37.62	147.54
CLS	Fianders	2,003	13,253	11,565	10,264	735	190	1,182	-	1	1	5.77	0.87	0.37	6.62	31.78	348.76
CLS	Gaydah	2,939	-	18,785	19,058	-	1,669	977	-	201	-	6.39	-	-	-	-	-
CLS	Goondiwindi	8,029	27,797	39,983	39,630	-	3,961	1,394	-	320	-	4.98	1.44	-	3.46	8.13	686.35
CLS	Herberton	5,508	34,252	41,496	38,077	1,534	8,036	4,513	4513	150	150	7.53	1.21	0.28	6.22	13.17	835.41
CLS	Ilfracombe	367	-	1,425	1,418	325	7	5	5	1	1	3.88	-	0.89	-	-	-
CLS	Inglewood	2,637	3,530	15,820	-	423	-	587	-	-	-	6.00	4.48	0.16	1.34	7.43	47.07
CLS	Isis	6,141	39,194	45,817	41,392	3,855	824	654	-	-	-	7.46	1.17	0.63	6.38	13.11	1187.70
CLS	Isisford	301	-	535	595	-	-	15	-	-	-	1.78	-	-	-	-	-
CLS	Jericho	1,101	1,166	4,981	-	-	25	37	-	-	-	4.52	4.27	-	1.06	8.15	64.78
CLS	Jondaryan	13,864	33,420	56,446	-	3,322	3,175	2,512	1805	542	28	4.07	1.69	0.24	2.41	8.07	696.25
CLS	Kilcoy	3,467	16,875	32,973	-	-	3,086	1,029	20	-	-	9.51	1.95	-	4.87	10.05	675.00
CLS	Kilkivan	3,283	13,476	14,998	14,998	1,203	2,434	1,325	-	69	-	4.57	1.11	0.37	4.10	13.34	898.40
CLS	Kolan	4,550	19,223	30,929	29,148	780	3,259	1,353	-	-	-	6.80	1.61	0.17	4.22	9.45	915.38
CLS	Laidley	13,351	72,557	77,897	81,417	-	5,842	1,486	465	880	798	5.83	1.07	-	5.43	11.91	1848.59
CLS	Longreach	4,009	-	20,055	19,308	1,508	364	1,268	1073	180	152	5.00	-	0.38	-	-	-
CLS	McKinlay	1,038	16,901	5,361	5,853	65	386	105	2	2	2	5.16	0.32	0.06	16.28	21.72	384.11
CLS	Millmerran	3,367	17,566	22,825	22,172	897	2,056	2,147	-	-	-	6.78	1.30	0.27	5.22	8.89	377.76
CLS	Mirani	5,299	-	27,500	25,050	-	4,746	2,472	2452	1	-	5.19	-	-	-	-	-
CLS	Miriam Vale	5,113	17,677	38,884	35,199	819	4,552	4,152	-	-	-	7.60	2.20	0.16	3.46	8.39	245.51
CLS	Monto	2,473	-	42,969	42,333	780	851	461	424	26	26	17.38	-	0.32	-	-	-
CLS	Mount Morgan	3,052	-	21,149	22,601	-	3,459	1,558	-	-	-	6.93	-	-	-	-	-
CLS	Mundubbera	2,395	19,020	13,304	15,397	1,598	1,499	723	168	654	108	5.55	0.70	0.67	7.94	12.26	507.20
CLS	Murgon	3,722	18,075	21,905	19,824	-	3,303	1,340	1294	152	110	5.89	1.21	-	4.86	11.91	516.43
CLS	Murilla	2,725	20,688	16,123	18,310	1,229	1,899	2,011	-	-	-	5.92	0.78	0.45	7.59	18.29	454.68

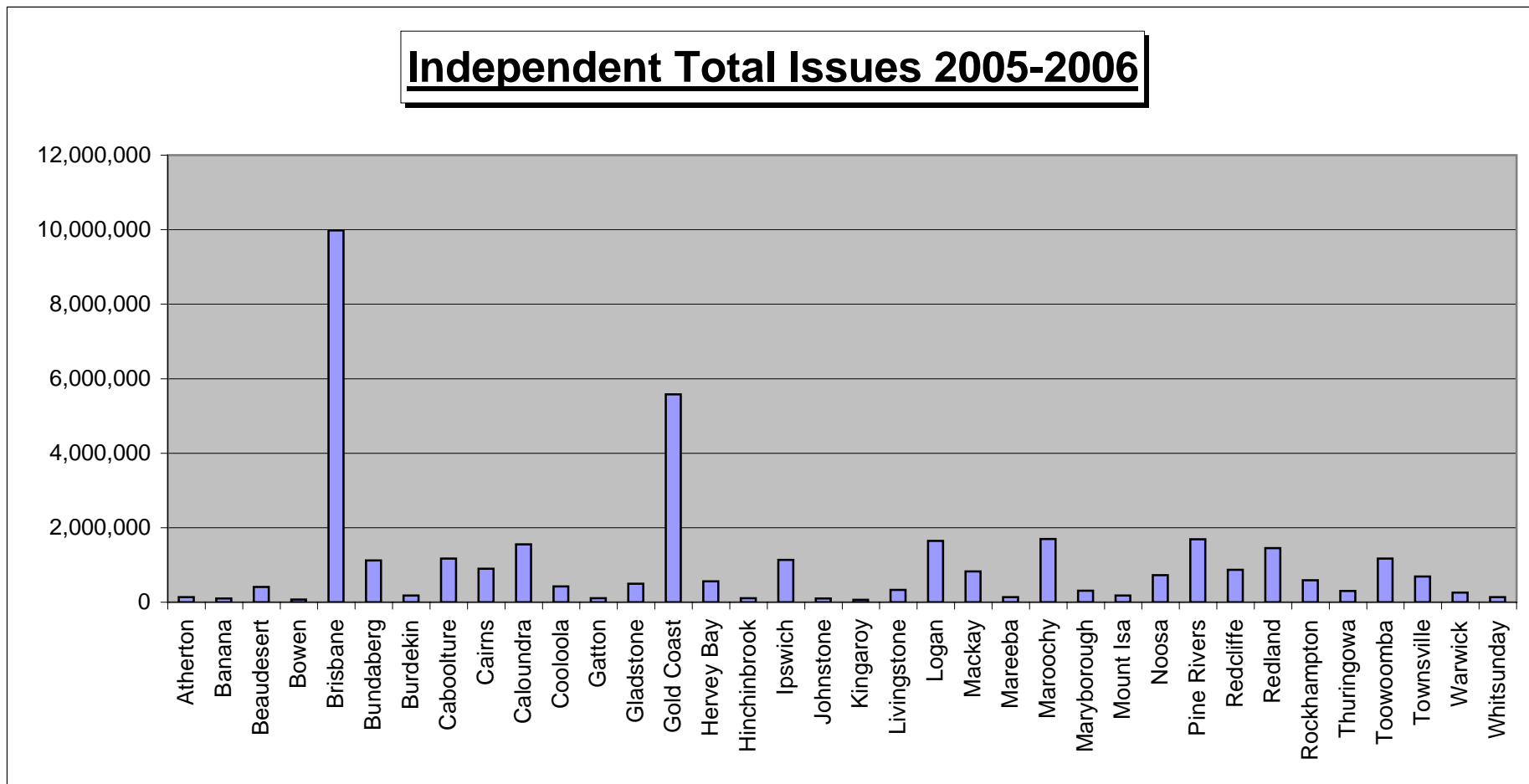
Lib Type	Library service:	Pop.	Loans and Usage									per capita					
			Patron Visits	Issues	Returns	Reference enquiries***	Reservations	Interlibrary loan requests	Interlibrary loan items received	Interlibrary loan requests	Interlibrary loan requests supplied	Issues per capita	Loans per visit	Reference enq. per capita	Visits per capita	Visits per m'ship	Visits per Opening Hours
CLS	Murweh	5,019		22,342	22,173	874	1,970	1,667	-	152	-	4.45	-	0.17	-	-	-
CLS	Nanango	8,700	5,736	38,696	41,115	390	7,303	3,673	2342	395	-	4.45	6.75	0.04	0.66	1.48	70.38
CLS	Nebo	2,144		9,986	10,052	588	711	120	120	3	3	4.66	-	0.27	-	-	-
CLS	Paroo	2,170	26,617	22,499	20,612	104	3,487	1,377	-	164	-	10.37	0.85	0.05	12.27	14.84	511.87
CLS	Peak Downs	3,154	4,624	24,054	24,709	52	2,997	1,530	1000	-	-	7.63	5.20	0.02	1.47	3.87	149.16
CLS	Perry	437		1,729	1,928	-	278	161	-	-	-	3.96	-	-	-	-	-
CLS	Pittsworth	4,896	19,008	28,797	26,299	2,860	805	2,394	-	4	4	5.88	1.51	0.58	3.88	9.02	731.08
CLS	Quilpie	1,073	3,597	6,442	5,601	-	260	267	210	78	69	6.00	1.79	-	3.35	9.02	156.39
CLS	Richmond	1,145	1,147	2,102	2,458	371	-	53	51	-	-	1.84	1.83	0.32	1.00	5.71	57.35
CLS	Roma Town	6,752	12,944	33,321	33,134	3,250	1,999	1,154	1104	3	3	4.93	2.57	0.48	1.92	2.89	308.19
CLS	Rosalie*	8,963	24,763	45,617	52,789	2,834	4,663	5,022	-	113	-	5.09	1.84	0.32	2.76	29.76	663.89
CLS	Sarina	9,979	42,350	52,203	51,822	1,352	3,916	915	865	450	373	5.23	1.23	0.14	4.24	11.26	1114.47
CLS	Stanthorpe	10,575	60,004	86,557	-	5,792	7,516	3,768	-	-	-	8.19	1.44	0.55	5.67	6.81	1621.73
CLS	Tambo	633		4,228	4,056	180	236	181	-	71	-	6.68	-	0.28	-	-	-
CLS	Tara	3,958	820	19,027	4,445	-	2,423	1,472	-	-	-	4.81	-	-	0.21	0.55	12.75
CLS	Taroom	2,550		15,140	15,573	-	1,818	2,192	-	-	-	5.94	-	-	-	-	-
CLS	Tiaro	4,941	8,941	10,267	17,231	1,677	1,314	832	661	-	-	2.08	1.15	0.34	1.81	6.22	496.72
CLS	Torres	3,810	28,034	8,785	10,998	-	836	5	3	-	-	2.31	0.31	-	7.36	15.68	800.97
CLS	Warroo	1,063		4,768	4,334	319	5	255	200	25	16	4.49	-	0.30	-	-	-
CLS	Weipa	2,195		33,208	31,400	232	504	490	465	420	420	15.13	-	0.11	-	-	-
CLS	Winton	1,543		18,690	19,727	-	62	540	500	-	-	12.11	-	-	-	-	-
CLS	Wondai	4,339	16,868	31,292	-	1,294	902	1,222	-	-	-	7.21	1.86	0.30	3.89	8.49	261.52
CLS	Yarrabah	2,322		157	-	65	-	10	10	1	1	0.07	-	0.03	-	-	-
CLS	CLS TOTAL	376,908	1,432,905	2,364,510	1,844,533	93,732	192,630	108,182	41,541	8,196	3,813	6.27	1.65	0.25	3.80	7.55	405.64
	Grand Total	3,848,879	18,249,158	39,577,161	35,170,716	1,768,352	2,732,442	146,639	75,092	28,559	22,922	10.28	2.17	0.46	4.74	9.48	2,019.12
* Data not provided																	
** Charters Towers City Council provides library services to Dalrymple Shire - the measures provided are for the Charters Towers City Council only																	
*** Where supplied, Sample Period data is multiplied by 6.5 to provide estimated annual enquiries																	

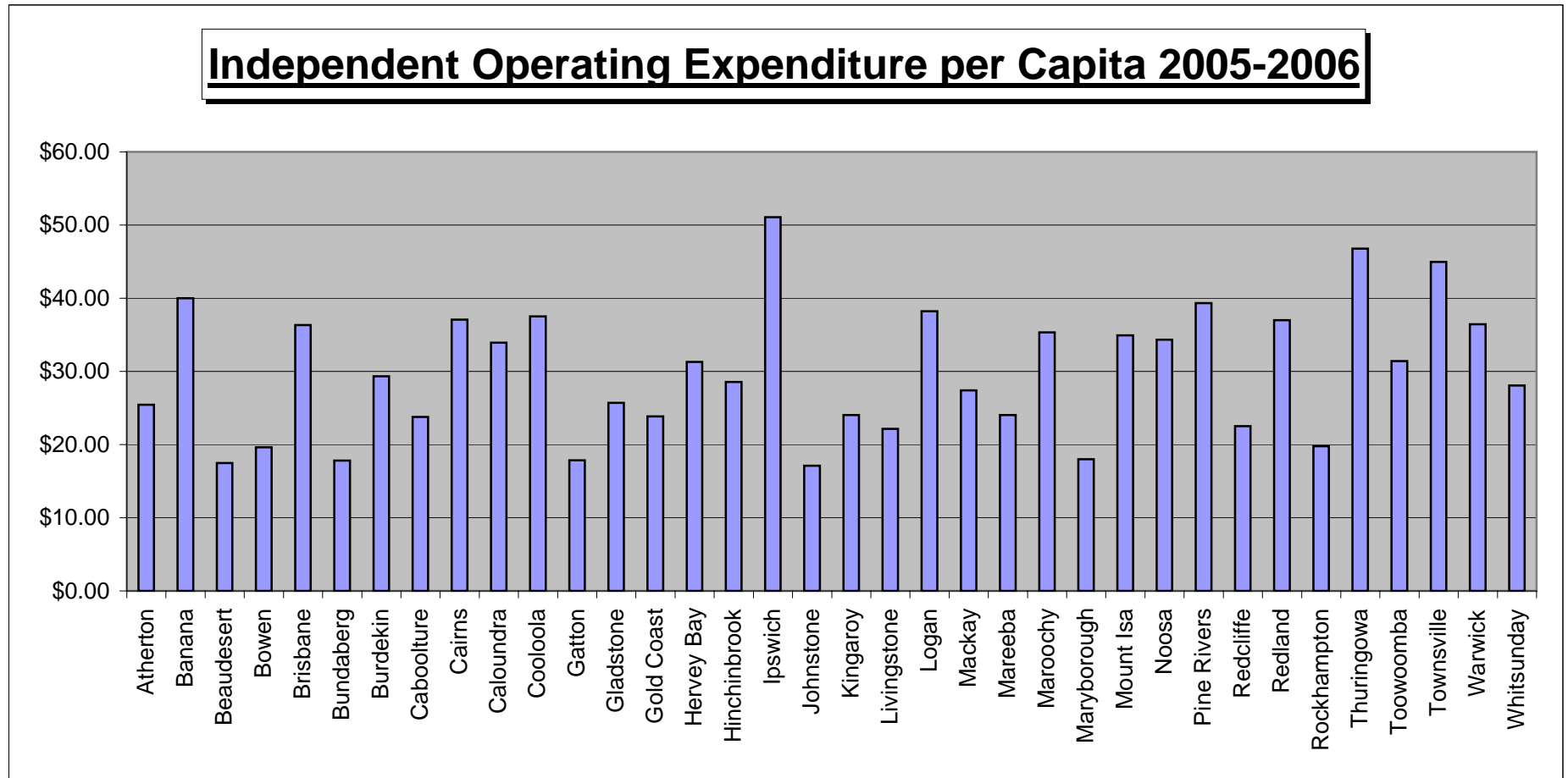


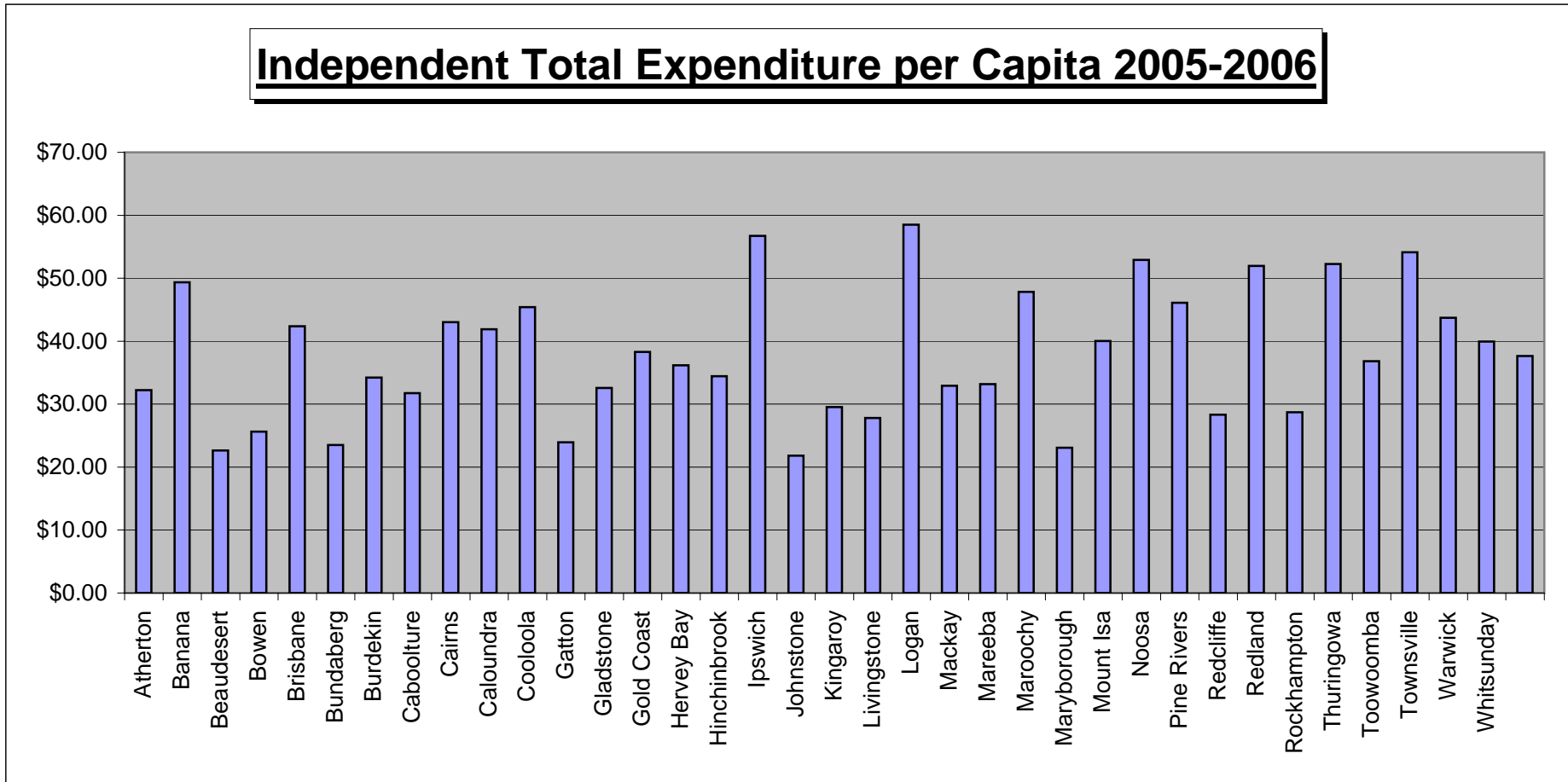


### Independent Lending Stock 2005-2006









### Independent Total Expenditure 2005-2006

