



Queensland Public Libraries Statistical Bulletin 2010-2011

Queensland Public Libraries Statistical Bulletin 2010-11

Contents

• Selected Comparisons	<i>iii - iv</i>
• Library Events and Programs	<i>v</i>
• Collection usage	<i>vi</i>
• Charges – General	<i>1 - 4</i>
• Charges – Membership	<i>5 - 6</i>
• Facilities	<i>7 - 12</i>
• Facilities – Other / Less than 6 hrs	<i>13</i>
• Finance – Expenditure	<i>14 - 15</i>
• Finance – Income	<i>16 - 17</i>
• Information Technology – 1	<i>18 - 19</i>
• Information Technology – 2	<i>20 - 21</i>
• Library Events and Programs	<i>22 - 23</i>
• Membership – Current	<i>24 - 25</i>
• Membership – New	<i>26 - 27</i>

Contents

• Services	<i>28 - 29</i>
• Staffing	<i>30 - 31</i>
• Stock – Acquisitions and Withdrawals	<i>32 - 33</i>
• Stock – Resources	<i>34 - 35</i>
• Stock – Usage	<i>36 - 37</i>
• Stock – Collection Usage	<i>38 - 39</i>
• Volunteers and Trainees	<i>40</i>
• Graph – Members as % of population	<i>41</i>
• Graph – Issues per capita	<i>42</i>
• Graph – Operating expend per capita	<i>43</i>
• Graph – Total expend per capita	<i>44</i>
• Graph – Events & Programs per capita	<i>45</i>
• App 1. Events & Programs by category	<i>46 - 70</i>
• App 2. Local Government Details	<i>71 - 72</i>

Queensland Public Libraries Statistical Bulletin 2010-11

Disclaimer

While every care has been taken in the compilation of this bulletin there may be inconsistencies due the unavailability of data elements and the non-reporting of 2010-2011 financial data from one local government (Carpentaria Shire Council).

Types of library service

The type of public library service provided by each Local Government is indicated on each data page under the “Lib Type” column. Indigenous Knowledge Centres (IKC) are not reported in this bulletin.

Country Lending Service (CLS) – the Country Lending Service is provided by the Public & Indigenous Library Services program of the State Library of Queensland in partnership with Local Government. These libraries receive library stock every quarter from Public Library Services on an exchange basis.

Independent (IND) – Local Governments provide an independent library service with State Government funding for library resources through Public Library Grant funding.

Changes to the 2010-11 bulletin

The major change from the previous year has been the addition of: Library Events and Programs (both summary and detailed tables); the categorisation of volunteer services (operational support, outreach activities and specialist skills); and an indication of reported membership type and status.

Summary

- Total expenditure on public library services totaled almost \$204 million
- Expenditure on collections of almost \$30 million
- Expenditure on collections per capita was \$6.79
- Issues of 40.5 million items
- Annual library visits of 20.7 million
- 2,063 pcs were connected to the internet

Queensland Public Libraries Statistical Bulletin 2010-11

	2010-2011	2009-2010	%'age increase or decrease
Expenditure			
Total Expenditure	\$ 203,947,018	\$ 190,025,527	+ 7.33%
Operating Expenditure	\$ 153,862,297	\$ 145,558,836	+ 5.70%
Operating costs per capita	\$ 34.85	\$ 33.96	+ 2.63%
Collections ¹	\$ 29,965,330	\$ 28,053,528	+ 6.81%
Collection exp. per capita	\$ 6.79	\$ 6.55	+ 3.66%
Stock			
Total Stock	7,905,707	7,894,895	+ 0.14%
Lending Stock	7,569,919	7,516,003	+0.72%
New Acquisitions	1,276,109	1,133,421	+ 12.59%
Membership			
Total members	1,984,545 (45% of pop.)	1,918,885 (45% of pop.)	
New Members	276,758		

¹ Includes grant funds expended by SLQ for CLS library collections.

Queensland Public Libraries Statistical Bulletin 2010-11

	2010-2011	2009-2010	%'age increase or decrease
Issues / Reserves / Visits			
Total Issues ²	40,511,975	41,489,233	- 2.36%
Reservations	4,675,590	4,668,228	+ 0.16%
Visits	20,765,834	21,183,985	- 1.97%
Reference Enquiries	2,664,678	2,010,447	+ 32.54%
Issues per capita	9.18	9.68	- 5.17%
Services			
Opening Hours per week ³	10,076	10,186	- 1.08%
Staffing			
Total FTE	1420.12	1,412.63	+ 0.53%
Technology			
Public Access pcs	2,374	2,348	+ 1.11%
Internet pcs	2,063	2,023	+ 1.98%

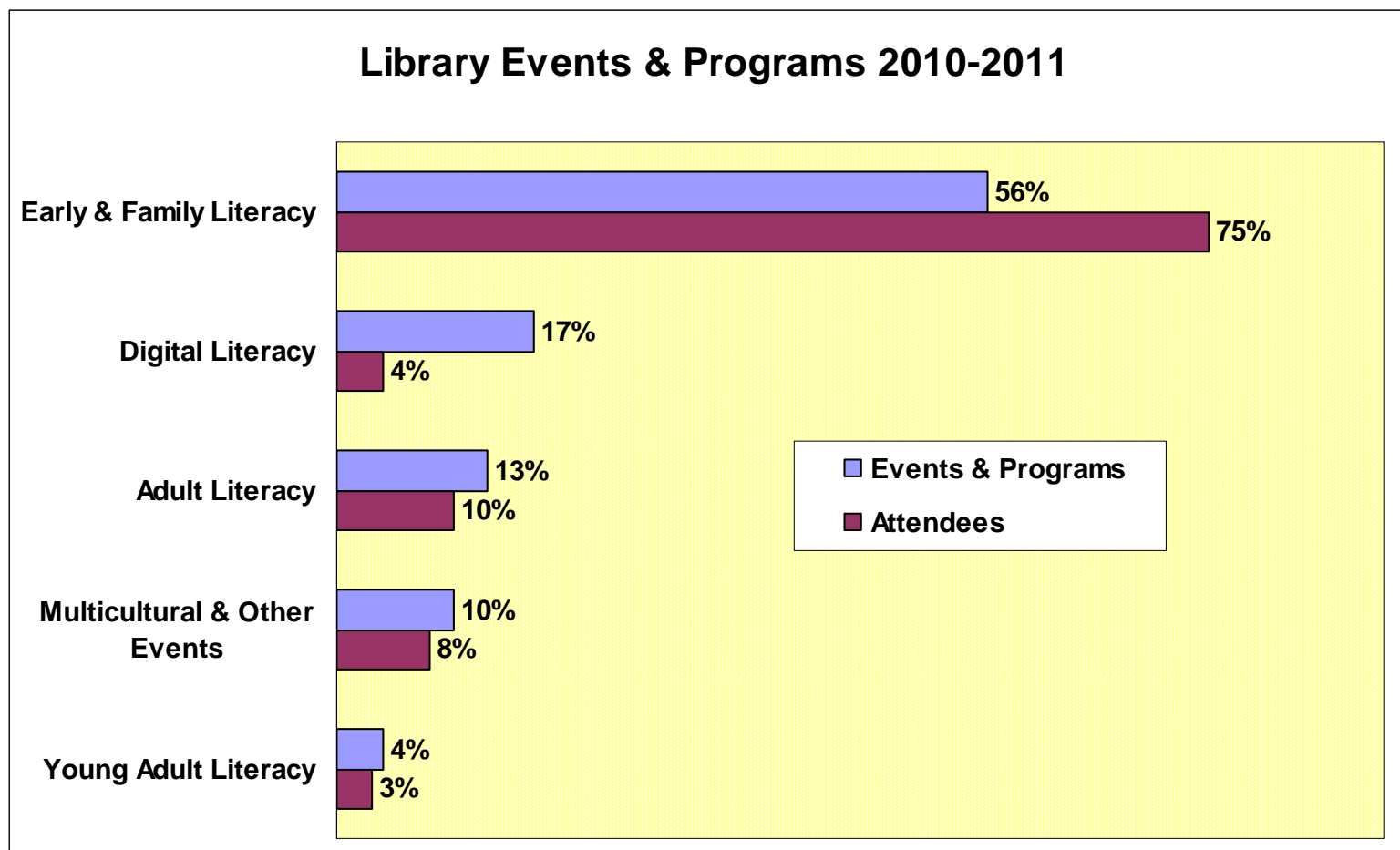
² Total Issues and Visits reported for 2010-11 were lower due to a series of natural disasters that disrupted operations at a number of library facilities.

³ Opening Hours Includes Facilities <6 hours (where stated) and Mobile Library operating hours.

Queensland Public Libraries Statistical Bulletin 2010-11

Library Events and Programs

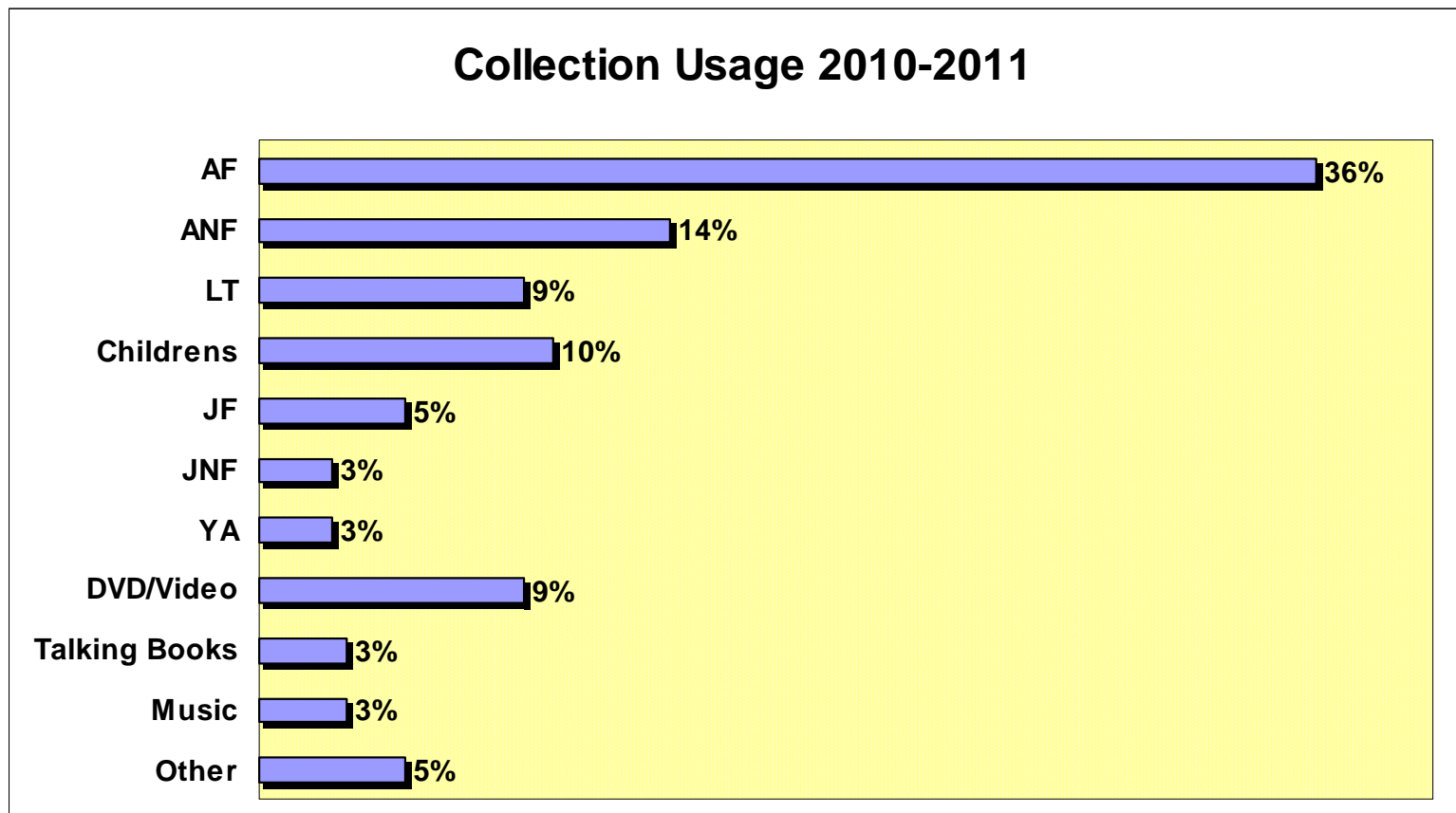
Queensland public libraries offered a diverse range of accessible and inclusive events and programs to their communities throughout 2010-11, with more than 631,000 attendances. Early and Family Literacy programs were the most attended of all programs offered.



Queensland Public Libraries Statistical Bulletin 2010-11

Collection Usage Summary

Collection Usage measurements are summarised below. *Please note, Young Adult resources are grouped together.* Details of the trends since this measure was introduced (2008/09) can be found at the Stock – Collection Usage section (page 39).



Charges - General (2010-11)

Lib Type	Local Government	EXTERNAL interlibrary loan fees passed on to users	INTERNAL ILL fee payable by users	Information / research service fee	Membership card replacement fee	Reservation placement fee	Overdue fees	Processing / administrative fees
CLS	Balonne	No	No	No	No	No	No	No
IND	Banana	Yes - \$15.00 NLA fees	Yes - \$3.00	No	Yes - \$3.50	No	Yes - \$0.10 per item per day	Yes - \$7.50
CLS	Barcaldine	No	No	No	No	No	No	No
CLS	Barcoo	No	No	No	No	No	No	No
CLS	Blackall-Tambo	No	No	No	No	No	Yes - \$2.00 per item per week	No
CLS	Boulia	No	No	No	No	No	No	No
IND	Brisbane	Yes - \$13.20 Inter-library loan fee where Council is charged : \$19.80 priority : \$26.40 rush : \$39.60 express	Yes - \$0.80 per item per reservation/hold	Yes	Yes - \$4.10	Yes - \$.80	Yes - \$0.35c per item per day, charge will not exceed the value of the item as registered on the database	Yes - Charge for lost or damaged library item equals the value of item + admin cost
CLS	Bulloo	No	No	No	No	No	No	No
IND	Bundaberg	Yes	No	No	Yes - \$2.20	No	Yes - \$ 0.10 per day after 2 days grace	No
IND	Burdekin	Yes	No	No	Yes - \$7.10	No	No	Yes - \$13.90 charge per book : \$7.05 per CD, Magazine
CLS	Burke	No	No	No	No	No	No	No
IND	Cairns	Yes - \$13.20 Inter-library from charging library	No	No	Yes - \$6.50	No	Yes - \$2.30 per item, best seller \$3.30 - 1 overdue notice/invoice 7days after, after 14 days to debt agency, cost +GST	Yes - \$17.00 lost/damaged service fee
CLS	Carpentaria	No	No	No	No	No	No	No
IND	Cassowary Coast	Yes	No	No	Yes - \$2.50	No	No	No
IND	Central Highlands	No	No	No	No	No	No	No
CLS	Charters Towers	No	No	No	Yes - \$4.00	No	Yes - \$0.10 per item per day on issue of 2nd notice (effective from due date)	Yes - \$8.00 per item
CLS	Cloncurry	No	No	No	No	No	No	No
CLS	Cook	No	No	No	Yes - \$3.00	No	Yes - \$1.00 per item on issue of 2nd and 3rd notice	No
CLS	Croydon	No	No	No	No	No	No	No
CLS	Diamantina	No	No	No	No	No	Yes	No
CLS	Etheridge	No	No	No	No	No	No	No
CLS	Flinders	No	No	No	Yes - \$4.00	No	Yes	No
IND	Fraser Coast	Yes	No	No	Yes - \$4.00	No	Yes - \$0.10 per item per day	Yes - \$7.50 charge for lost items
IND	Gladstone	Yes	No	No	Yes	No	No	No
IND	Gold Coast	No	No	No	Yes - \$3.00 per card (no fee for stolen cards)	No	No	No
CLS	Goondiwindi	No	No	No	No	No	No	No
IND	Gympie	Yes	Yes	No	Yes - \$5.00	Yes - \$1.00	Yes - \$1.00 per item after 3 weeks	Yes - \$5.00 per item

Charges - General (2010-11)

Lib Type	Local Government	EXTERNAL interlibrary loan fees passed on to users	INTERNAL ILL fee payable by users	Information / research service fee	Membership card replacement fee	Reservation placement fee	Overdue fees	Processing / administrative fees
IND	Hinchinbrook	Yes - if charged by lending library	No	Yes - \$5.00 Local history search fee	No	No	Yes - \$0.10 per day per item after first day overdue	No
IND	Ipswich	Yes	Yes - \$0.60 reservation fee	Yes - Staff cost plus 10%	Yes - \$3.40	Yes - \$0.60 per item (to maximum of 10 items)	Yes - 7 day grace period then \$0.10 per item per day	No
IND	Isaac	Yes - if charged by lending library	No	No	Yes - \$5.00	No	No	Yes - \$10.00 per account / invoice
IND	Lockyer Valley	Yes	No	No	Yes - \$1.00	No	No	Yes - \$10.00 invoice fee, \$5.00 processing fee
IND	Logan	Yes - \$13.20	No	No	Yes - \$2.20	No	No	No
CLS	Longreach	No	No	No	No	No	No	No
IND	Mackay	Yes - \$16.50	No	Yes - \$40.00 per hour (member 1 hour free)	Yes - \$4.00	No	Yes - \$0.10 per item per day after the first overdue notice (issued on the 7th day overdue)	Yes - \$5.00 fee for CD/DVD replacement cases
CLS	McKinlay	No	No	No	No	No	No	No
CLS	Maranoa	No	No	No	No	No	No	No
IND	Moreton Bay	Yes - recovery of institutions lending fee where applicable	Yes - \$2.10	No	Yes - \$2.70	Yes - \$0.60	Yes - \$2.50 per item long overdue fee after 28 days	Yes - \$5.60
CLS	Mornington	No	No	No	No	No	No	No
IND	Mount Isa	Yes	No	No	Yes - \$2.10 per card	No	Yes - \$1.00 per item per day capped at \$10.00	Yes - \$12.00
CLS	Murweh	No	No	No	Yes	No	No	Yes
CLS	North Burnett	No	No	No	No	No	No	Yes - \$11.00 processing fee on invoices
CLS	Paroo	No	No	No	Yes - \$5.00	No	No	No
CLS	Quilpie	No	No	No	No	No	No	No
IND	Redland	No	No	No	No	No	No	No
CLS	Richmond	No	No	No	No	No	No	No
IND	Rockhampton	Yes	No	Yes - for local and family history for lengthy research after initial free period	Yes - \$3.00	No	Yes - \$0.20 per item per day	Yes - \$7.50
IND	Scenic Rim	Yes - if ILL fee is charged by lending library	No	No	Yes - \$2.75	No	Yes - \$1.60 per notice generated	No
IND	Somerset	Yes	No	No	No	No	No	No
IND	South Burnett	Yes	No	No	Yes	No	No	No
IND	Southern Downs	Yes - if charged by lending library	Yes - \$2.50	No	Yes - \$2.50	No	No	No
IND	Sunshine Coast	Yes	No	No - Charges for printing	Yes - \$3.00	No	No	Yes - \$5.00
IND	Tablelands	Yes	No	No	Yes - \$2.50	No	Yes - \$10.00 per item at account	Yes - \$10.00 per item
IND	Toowoomba	Yes	No	No	Yes - \$ 1.10	No	No	Yes - \$22.00
CLS	Torres SC	No	No	No	No	No	No	Yes - \$6.60 applied to notices for administration on replacement costs of unreturned items
IND	Townsville	No	No	No	No	No	No	No
CLS	Weipa	No	No	No	No	No	No	No
IND	Western Downs	Yes	Yes - \$0.50 standard reservation fee	No	No	Yes - \$0.50	No	Yes - \$5.25
IND	Whitsunday	Yes - if charged by lending library	No	No	Yes - \$3.30	No	Yes - \$0.10 per item per day after 1st overdue notice	Yes - \$11.00 per item if invoiced
CLS	Winton	No	No	No	No	No	No	Yes

Charges - General (2010-11)

Lib Type	Local Government	Photocopies fees	Fax transmission fee	Computer / Internet USE charges	Computer / Internet PRINTING charges	Other charges / fees
CLS	Balonne	Yes - \$0.40 A4 : \$0.35 A4 own paper	Service not offered	Yes - \$1.65 per quarter hr : \$2.20 per half hr : \$4.40 per hr	Yes - \$0.20 per page	Yes - \$50 Refundable Membership Deposit
IND	Banana	Yes - \$0.20 A4 : \$0.40 A3	Yes - \$2.00 first page : \$1.00 every other after	Yes - \$2.00 per half hr : \$3.50 per hr	Yes - \$0.30 per page	Yes - Scanning \$1.00 per page
CLS	Barcardine	Yes - \$0.60 A4 Black/white : \$2.00 A4 Colour	Yes - \$2.30 per page	Yes - \$6.00 per hr : children free of charge	Yes - \$0.60 A4 : \$2.00 A4 Colour	Yes - \$0.30 per page microfilm printing
CLS	Barcoo	Yes - \$0.20 A4 Black/white : \$1.00 A4 Colour	Yes - \$2.00 first 4 pages : \$0.20 every other page	No	Yes - \$0.20 A4 : \$1.00 A4 Colour	
CLS	Blackall-Tambo	Yes - \$0.30 per page	Yes - \$2.20 per page	Yes - \$3.00 per hour and \$2.00 per half hour	Yes - \$0.30 per page B&W	
CLS	Bouliá	Yes - \$0.60 A4	Yes - \$2.10 first page : \$1.05 every other page	Yes - \$4.00 per hr	Yes - \$0.60 A4, \$1.00 A4 Colour	Yes - \$3.50 A4 laminating : \$5.50 A3
IND	Brisbane	Yes - \$0.20 A4 : \$0.30 A3 : \$1.30 A4 Colour : \$2.10 A3 Colour	Service not offered	No	Yes - \$0.20 A4 : \$0.30 A3 : \$1.30 A4 Colour : \$2.10 A3 Colour	Yes - Meeting Room hire fees
CLS	Bulloo	Yes - \$0.20 A4	Service not offered	Yes - \$2.70 per half hr : \$4.40 per hr	Yes - \$0.20 A4 : \$0.50 A4 Colour	Yes - \$1.10 laminating : \$2.20 binding
IND	Bundaberg	Yes - \$0.20 A4	Service not offered	No	Yes - \$0.20 per page	
IND	Burdekin	Yes - \$0.20 A4 : \$0.40 A3	Service not offered	Yes - 1 hr per day free to members; 1st 15 mins free then \$5.00 for 45 minutes for visitors	Yes - \$0.30 A4 : \$2.00 A4 Colour	
CLS	Burke	Yes - \$1.20 first A4 : \$0.30 every other A4	Yes - \$5.30 first page : \$2.60 every other page	Yes - \$2.00 per 20 mins	Yes - \$1.20 per page	
IND	Cairns	Yes - \$0.20 A4 : \$0.50 A3	Service not offered	Yes - \$4.50 per hr Non-members	Yes - \$0.20 per page	Yes - Best seller - \$4.00 10 day loan : Coffee - \$3.00 : \$2.00 A4 laminating : \$4.50 dialup per hour : \$1.50 Monitor card for non-members : \$0.40 paper charge : \$22.00 per meeting room use : \$31.00 for 5 sessions : \$7.00 kitchen hire : \$17.00 equipment hire : Booking fee per hour rate - Category 1 - \$41.00, Category 2 - \$17.00, Category 3 - \$22.00 fee per hour
CLS	Carpentaria	Yes - \$0.50 B&W A4 : \$3.00 colour	Yes - \$5.00 first page : \$1.00 every other page	Yes - \$2.50 per 30 mins : members \$2.00 per 30 mins	Yes - \$0.50 B&W A4 : \$3.00 colour	Yes - Laminating - \$5.50 per sheet
IND	Cassowary Coast	Yes - \$0.20 A4 self-serve coinbox : \$0.35 A4 staff assisted	Yes - \$1.50 per page	Yes - \$4.00 - \$5.00 per hr for non residents	Yes - \$0.20 A4 : \$0.35 A4	
IND	Central Highlands	Yes - \$0.20 per page A4	Yes - \$3.00 first page : \$1.00 every other page	Yes - \$2.00 per half hr	Yes - \$0.20 per page A4	Invoice for replacement amount of non-returned items
CLS	Charters Towers	Yes - A4 - \$0.35 single-sided : \$0.45 double-sided : A3 - \$0.55 single-sided : \$0.65c double-sided	Service not offered	Yes - \$2.50 per half hour; \$5.00 per hour (members free for 1st 30 mins, \$3.00 per 30 mins thereafter)	Yes - Text only \$0.35 b&w ; \$0.55 colour : text + up to 2x1 graphics b&w \$0.55, colour \$0.75 : graphic images b&w \$1.00, colour \$1.30	
CLS	Cloncurry	Yes - \$0.30 A4	Service not offered	Yes - \$3.00 per half hr	Yes - \$0.30 A4	Yes - Laminating charges apply
CLS	Cook	Yes - \$0.25 A4 : \$0.50 A3	Service not offered	Yes - \$3.20 per hour members; \$4.00 per hour visitors	Yes - \$0.25 B&W	Yes - lost/damaged charges dependent on item
CLS	Croydon	Yes - \$1.15	Service not offered	No	No	
CLS	Diamantina	Yes	Yes	Yes	Yes	
CLS	Etheridge	Yes - \$0.50 A4, then sliding scale	Yes - \$3.30 first page : \$1.10 every other page : \$1.10 per page incoming	Yes - members \$1.00 per 30 mins; tourists \$3.00 per 30 mins	Yes - \$0.30 B&W \$0.50 Colour	Yes - Laminating A4 \$3.00 : A3 \$4.00 per page
CLS	Flinders	Yes - \$0.45 A4 B&W, \$0.65 A3 B&W, A3 \$2.20	Yes - \$4.00 per page, \$1.00 following pages	Yes - Computers free of charge, Internet \$3.00 per hour	Yes - \$0.45 per page	Yes - Laminating A4 \$4.00, A5 \$3.00
IND	Fraser Coast	Yes - \$0.20 A4	Yes - \$0.20 per page	Yes - \$2.00 per hr per member : \$5.50 per hr per non-member	Yes - \$0.20 A4 b&w : \$2.00 A4 colour / graphics	Holiday activity sessions - \$2.20 per session
IND	Gladstone	Yes - \$0.20 A4 : \$0.40 A3	Service not offered	No	Yes - \$0.20 per page	
IND	Gold Coast	Yes - \$0.10 per page	Service not offered	No	Yes - \$0.20 per page	Lost items - replacement cost. Damaged items - repair/replacement cost. Interstate membership fee \$132.00 per annum for full membership, non transferable, non refundable (free temporary membership is available as an alternative for interstate visitors). Supply of digital images from Picture GoldCoast - \$16.00 plus recovery costs for postage/disc supply.
CLS	Goondiwindi	Yes - \$0.88 A4 : \$1.10 A3 : Colour \$1.32 A4 : \$2.20 A3	Yes - Qld \$1.21, Interstate \$2.42 : Incoming - \$0.55	Yes - \$1.10 per 10 mins	Yes - \$0.25 B&W; \$0.55 Colour A4	
IND	Gympie	Yes	Service not offered	No	Yes	

Charges - General (2010-11)

Lib Type	Local Government	Photocopies fees	Fax transmission fee	Computer / Internet USE charges	Computer / Internet PRINTING charges	Other charges / fees
IND	Hinchinbrook	Yes - \$0.25 A4 B&W ; \$0.50 A3 B&W ; \$2.20 A4 Colour ; \$2.50 A3 Colour	Service not offered	No	Yes - \$0.25 A4 B&W ; \$0.50 A3 B&W ; \$2.20 A4 Colour ; \$2.50 A3 Colour	
IND	Ipswich	Yes	Yes - \$4.00 first page ; \$1.00 every other page	Yes - library members free; visitors \$2.10 per 30 mins	Yes	
IND	Isaac	Yes - \$0.60 A4 ; \$1.00 A3	Yes - \$4.00 for first page, \$1.00 per page additional page	Yes - \$2.20 per half hour - \$3.30 hourly	Yes - \$0.20 B&W, \$0.50 - \$1.00 colour	Yes - scanning \$0.50 per page; Bags \$2.00
IND	Lockyer Valley	Yes - \$0.20 B&W, \$0.50 - \$1.00 colour	Yes - \$2.00 first page, \$1.00 extra page (max \$5.00)	Yes - \$5.00 fee for non members	Yes - \$0.20 - \$1.00 charge	Yes - Laminating : \$0.50 - \$2.00
IND	Logan	Yes - \$0.15 A4 B&W ; \$2.00 A4, \$4.00 A3 Colour	Yes - \$2.00 per page	No	Yes - \$0.15 A4 B&W ; \$2.00 A4, \$4.00 A3 Colour	
CLS	Longreach	Yes - \$0.60	Service not offered	Yes - \$1.30 for members, pensioners & school children; \$2.70 non-residents; \$3.80 others	Yes - \$0.60	
IND	Mackay	Yes - \$0.20 A4 ; \$0.40 A3	Yes - \$4.00 first page ; \$1.00 every other page Local & STD. \$8.00 first page ; \$2.00 every other page International.	Yes - Members 1.5 hours free ; \$3.00 per half hour thereafter. Non-members: 15 mins free ; \$3.00 per half hour thereafter.	Yes - \$0.20 per page	Yes - Quick Reads \$3.00 per loan
CLS	McKinlay	Yes	Yes	Yes	Yes	
CLS	Maranoa	Yes - A4 B&W \$0.55, Colour \$0.65 ; A4 2-4 copies B&W \$0.45, Colour \$0.55 ; 5-25 copies A4 \$0.35, Colour \$0.45c ; 25 or more copies A4 B&W \$0.20, A3 \$0.80, Colour \$0.90	Yes - \$2.75 per page	Yes - \$3.30 per half hour	Yes - first 6 pages free then \$0.55 per page	Yes - Laminating A3 \$4.40, A4 \$2.20
IND	Moreton Bay	Yes - \$0.20 A4 B&W, \$0.30 - A3 B&W ; \$0.30 A4 Colour, \$0.60 - A3 Colour	Yes - North Lakes only; per page charges of \$2.00 Local, \$2.50 STD, \$4.00 Overseas	Yes \$1.50 per half hour	Yes - \$0.20 A4 B&W ; \$0.30 A4 Colour	Yes - \$5.20 photographic reproduction fee
CLS	Mornington	No	Service not offered	Yes - \$2.00 per hour	No	
IND	Mount Isa	Yes - A4 \$0.30 per page for B&W and \$0.50 per page for colour; A3 \$0.50 per page B&W and \$1.00 per page colour	Service not offered	Yes - free for members; non-members \$6.00 per hour, \$3.00 per 1/2 hour and \$2.00 per 15 mins	Yes - Internet printing \$0.40 per page for B&W, \$1.00 per page for colour	Yes - library bags \$2.20, computer discs \$2.20
CLS	Murweh	Yes	Yes	Yes	Yes	
CLS	North Burnett	Yes - \$0.95 A4 B&W ; \$1.35 A4 Colour	Yes - \$1.70 per page within Aus, \$4.20 per page outside Aus	Yes - \$4.80 per hour	Yes - \$0.95 A4 B&W ; \$1.35 A4 Colour	
CLS	Paroo	Yes - \$0.60 A4 B&W ; \$2.10 A4 Colour	Yes - \$3.00 first page ; \$0.60 every other page	Yes - \$1.70 per half hour; \$2.70 per hour non-internet usage	Yes - \$0.60 A4 B&W ; \$2.10 A4 Colour	Yes - Laminating \$1.75 per A4
CLS	Quilpie	No	Yes - \$3.00	Yes - \$2.00 - \$4.50 per hour	Yes - \$0.60 A4 B&W, \$1.00 colour	
IND	Redland	Yes - \$0.20 A4 B&W ; \$2.00 A4 Colour	Service not offered	No	Yes - \$0.20 B&W A4 ; \$2.00 A4 Colour	
CLS	Richmond	Yes - \$0.70 B&W ; \$2.00 Colour A4	No	Yes - \$2.50 15 mins ; \$3.50 30 mins ; \$6.00 hourly	Yes - \$0.70 Black/White ; \$2.00 Colour A4	
IND	Rockhampton	Yes - \$0.20 per copy	Service not offered	No	Yes \$0.20 per page	
IND	Scenic Rim	Yes - \$0.15 A4 ; \$0.30 A3 B&W; \$2.00 A4 ; \$3.00 A3 Colour	No	No	Yes - \$0.15 A4 ; \$0.30 A3 B&W; \$2.00 A4 ; \$3.00 A3 Colour	Yes - Purchase price cost of lost and damaged items
IND	Somerset	Yes - 1st page free - \$1.10 for 2 - 5 pages	Yes - \$5.50 per page	Yes - \$2.20 per hour or part thereof	Yes - \$1.10 up to 5 pages	
IND	South Burnett	Yes	Yes	No	Yes	
IND	Southern Downs	Yes - \$0.20 A4, \$0.40 A3	Yes - \$2.35 per page	Yes - \$1.50 per 15 mins	Yes - \$0.20 per page	Yes - lost and damaged items at cost
IND	Sunshine Coast	Yes - \$0.20 A4 ; \$0.40 A3	Yes - Varying rates	No	Yes - \$0.20 per page	
IND	Tablelands	Yes - \$0.20 A4 B&W	Service not offered	Yes - \$3.00 per hour for residents ; \$3.00 per half 30 mins for non-residents	Yes - \$0.50 A4 ; \$3.50 A4 Colour	Yes - Library Bags
IND	Toowoomba	Yes - \$0.20 A4 B&W ; \$2.00 A4 Colour	Yes - Highfields Library only; Local - \$3.00 for first page and \$1.00 per page after; STD - \$4.00 for first page and \$1.00 per page after	No	Yes - \$0.20 A4 ; \$2.00 A4 Colour	Local History Photograph Reprints - \$3.00 B&W A4 ; \$6.00 B&W A3 ; \$4.00 Colour A4 ; \$7.50 Colour A3
CLS	Torres SC	Yes - \$0.30 per page	Yes - \$2.00 first page ; \$1.00 for every other page	Yes - Internet use \$1.25 per 15:00 mins	Yes - \$0.30 per page	
IND	Townsville	Yes - \$0.20 A4 B&W ; \$1.50 A4 Colour	Service not offered	Yes - \$8 per hour non-members	Yes - \$0.10 A4	
CLS	Weipa	Yes	Yes	Yes	Yes	
IND	Western Downs	Yes - \$0.20 B&W ; \$0.50 Colour	Yes - \$3.00	No	Yes - \$0.20 B&W ; \$0.50 Colour	Yes - Laminating : CDRom \$1.10 ; Scanning \$0.50
IND	Whitsunday	Yes - \$0.20 A4 B&W ; \$0.50 A4 Colour	Yes	Yes - Residents 1st hour free ; \$ 4.00 per hour thereafter	Yes - \$0.20 A4 B&W ; \$0.50 A4 Colour	
CLS	Winton	Yes - \$0.20 A4 ; \$0.40 A3	Yes - \$1.50 minimum	Yes - Internet \$1.50 per 30 mins; computer use free	Yes - \$44 \$0.20, A3 \$0.40	

Charges - Membership (2010-11)

Lib Type	Local Government	Non refundable FEE for ALL non resident memberships	Refundable DEPOSIT for ALL non resident memberships	Refundable DEPOSIT for SOME non resident memberships (eg temporary non-residents, non-residents not on Electoral roll)	Refundable DEPOSIT for SOME resident memberships (eg temporary residents, residents not on Electoral roll)
CLS	Balonne	No	Yes - \$50.00 (Refund deposit after all items have been returned)	No	No
IND	Banana	No	Yes - \$30.00	No	No
CLS	Barcaldine	No	Yes - \$50.00 (Limited to 3 items)	Yes - \$50.00 (Limited to 3 items)	No
CLS	Barcoo	No	No	Yes - \$20.00 per book	No
CLS	Blackall-Tambo	No	No	Yes	No
CLS	Boulia	No	No	No	No
IND	Brisbane	No	No	No	No
CLS	Bulloo	No	No	No	No
IND	Bundaberg	No	No	Yes - \$50.00	Yes - \$50.00
IND	Burdekin	No	Yes - \$50.00 refundable on return if all items on loan	No	No
CLS	Burke	No	No	No	No
IND	Cairns	Yes - \$30.00 non-resident (interstate & overseas visitors)	No	No	No
CLS	Carpentaria	No	Yes - \$30.00	No	No
IND	Cassowary Coast	No	No	Yes - \$50.00 for non-Qld residents	Yes - \$50.00 for temporary residents
IND	Central Highlands	No	Yes - \$50.00	Yes - \$50.00	Yes - \$50.00
CLS	Charters Towers	No	Yes - Adult Temporary \$40.00; Child \$30.00; Family \$70.00; Admin Fee applies	No	No
CLS	Cloncurry	No	Yes - \$50.00	No	No
CLS	Cook	No	Yes - \$60.00 refundable membership fee	No	No
CLS	Croydon	No	No	No	No
CLS	Diamantina	No	Yes	Yes	Yes
CLS	Etheridge	No	Yes	No	Yes
CLS	Flinders	No	Yes - \$35.00	Yes - \$35.00	Yes - \$35.00
IND	Fraser Coast	Yes - \$24.00 for non-Qld residents	No	No	No
IND	Gladstone	No	No	Yes	Yes
IND	Gold Coast	No	No	No	No
CLS	Goondiwindi	No	No	No	No
IND	Gympie	No	No	No	No
IND	Hinchinbrook	No	No	No	No
IND	Ipswich	No	No	No	No
IND	Isaac	No	Yes - \$100.00 per person	No	No
IND	Lockyer Valley	No	No	Yes - \$50.00 deposit for temporary residents	Yes - \$50.00 deposit for temporary residents
IND	Logan	No	No	Yes - \$15.00 temporary non-residents	Yes - \$15.00 temporary residents
CLS	Longreach	No	Yes - \$44.00	Yes - \$55.50 per family	Yes - \$55.50 per family

Charges - Membership (2010-11)

Lib Type	Local Government	Non refundable FEE for ALL non resident memberships	Refundable DEPOSIT for ALL non resident memberships	Refundable DEPOSIT for SOME non resident memberships (eg temporary non-residents, non-residents not on Electoral roll)	Refundable DEPOSIT for SOME resident memberships (eg temporary residents, residents not on Electoral roll)
IND	Mackay	No	No	No	No
CLS	McKinlay	No	No	No	No
CLS	Maranoa	No	No	No	No
IND	Moreton Bay	No	Yes - \$50.00	No	No
CLS	Mornington	No	No	No	No
IND	Mount Isa	No	Yes - \$50.00 bond paid	No	No
CLS	Murweh	No	No	No	No
CLS	North Burnett	No	Yes - \$50.00 deposit for all non ratepayers or non electoral card holder	Yes - \$50.00 deposit for all non ratepayers or non electoral card holder	Yes - \$50.00 deposit for all non ratepayers or non electoral card holder
CLS	Paroo	No	Yes - \$30.00 fully refundable security deposit	No	No
CLS	Quilpie	No	No	No	No
IND	Redland	No	No	No	No
CLS	Richmond	No	No	No	No
IND	Rockhampton	No	No	No	No
IND	Scenic Rim	Yes - \$37.00 for all temporary members	No	No	No
IND	Somerset	No	No	No	No
IND	South Burnett	No	No	No	No
IND	Southern Downs	Yes - \$20.00 fee for residents of adjoining councils	No	Yes - \$50.00 fee (\$40.00 refunded at end of membership)	No
IND	Sunshine Coast	No	No	No	No
IND	Tablelands	Yes - \$30.00 for 2 year membership	No	No	No
IND	Toowoomba	No	No	Yes - \$60.00 (\$30.00 refund for temporary membership for people who live outside Queensland)	No
CLS	Torres SC	No	Yes - \$50.00	Yes - \$50.00	Yes - \$50.00
IND	Townsville	Yes - \$25.00 interstate residents	No	No	No
CLS	Weipa	No	No	No	No
IND	Western Downs	No	No	No	No
IND	Whitsunday	No	Yes - \$50.00	No	No
CLS	Winton	No	Yes - \$50.00	No	No

Facilities (2010-11)

Lib Type	Local Government Library Name:	No Lib.	Opening Hours per week	Mobiles				Open Saturday	Open Sunday	Total Floor Space m ²	Public Access Space m ²	Shared Council Facilities	Multi Use Facilities	Meeting Rooms	Meeting Room Fees	Meeting Rooms - Total annual hours	RFID	Public access wi-fi	Internet connection	Colour printing available
				No.	No. Stops	Operat. Hours	Stops with Internet access													
CLS	Balonne	5																		
	Bollon		7:00															Broadband	No	
	Dirranbandi		16:00															Broadband	No	
	Hebel		6:00															Broadband	No	
	St George		23:30					Yes									Yes	Broadband	No	
	Thallon		6:00															Broadband	No	
IND	Banana	4		1																
	Mobile				14	24:50	12											Broadband	No	
	Biloela		48:00					Yes		280	210							Broadband	No	
	Moura		11:00					Yes		75	60							Broadband	No	
	Taroom		18:00							40	30							Broadband	No	
	Theodore		7:00					Yes		88	75							Broadband	No	
CLS	Barcardine	5																		
	Alpha		12:00							35	35							Broadband	Yes	
	Aramac		32:00					Yes		77	77		Yes	No	7			Broadband	Yes	
	Barcardine		30:00					Yes		120	96							Broadband	Yes	
	Jericho		6:00							20	20	Yes						Dialup	No	
	Muttaborra		32:00					Yes		78	78	Yes						Broadband	Yes	
CLS	Barcoo	3																		
	Jundah		42:00					Yes		182	180	Yes	Yes	Yes	No	60		Broadband	Yes	
	Stonehenge		20:00							120	110	Yes	Yes	Yes	Yes	100		Broadband	Yes	
	Windorah		44:00					Yes	Yes	55	55	Yes	Yes	Yes	Yes			Dialup	Yes	
CLS	Blackall-Tambo	2																		
	Blackall		23:00					Yes		170	90							Yes	Broadband	Yes
	Tambo		15:00							250	200							Yes	Broadband	Yes
CLS	Boulia	1																		
	Boulia		37:30							208	104		Yes	Yes	No	40			Broadband	Yes
IND	Brisbane	33		1																
	Mobile				8	26:25	8												Broadband	No
	Annerley		25:00					Yes		302							Yes	Yes	Broadband	No
	Ashgrove		49:00					Yes		518			Yes	Yes	386	Yes	Yes	Broadband	No	
	Banyo		29:00					Yes		705			Yes	Yes	1,916	Yes	Yes	Broadband	No	
	Bracken Ridge		41:00					Yes		516			Yes	Yes	918	Yes	Yes	Broadband	No	
	Brisbane Square		56:00					Yes	Yes	4,500		Yes	Yes	4,677	Yes	Yes	Yes	Broadband	Yes	
	Bulimba		36:00					Yes		475			Yes	Yes	1,290	Yes	Yes	Broadband	No	
	Carina		27:00					Yes		347							Yes	Yes	Broadband	No
	Carindale		57:00					Yes	Yes	1,560			Yes	Yes	1,731	Yes	Yes	Broadband	No	
	Chermside		61:00					Yes	Yes	2,000			Yes	Yes	5,644	Yes	Yes	Broadband	Yes	
	Coopers Plains		35:00					Yes		668			Yes	Yes	564	Yes	Yes	Broadband	No	
	Corinda		31:00					Yes		226							Yes	Yes	Broadband	No
	Everton Park		32:00					Yes		454							Yes	Yes	Broadband	No
	Fairfield		38:00					Yes		498							Yes	Yes	Broadband	No
	Garden City		57:00					Yes	Yes	1,500		Yes	Yes	Yes	3,176	Yes	Yes	Broadband	Yes	
	Grange		35:00					Yes		676			Yes	Yes	1,567	Yes	Yes	Broadband	No	
	Hamilton		30:00					Yes		400							Yes	Yes	Broadband	No
	Holland Park		32:00					Yes		572			Yes	Yes	565	Yes	Yes	Broadband	No	
	Inala		51:00					Yes		846		Yes					Yes	Yes	Broadband	No
	Indooroopilly		61:00					Yes	Yes	1,500			Yes	Yes	2,653	Yes	Yes	Broadband	No	
	Kenmore		53:00					Yes		1,287			Yes	Yes	1,274	Yes	Yes	Broadband	No	
	Mitchelton		32:00					Yes		535			Yes	Yes	935	Yes	Yes	Broadband	No	
	Mt Coot-tha		38:00					Yes	Yes	140							Yes	Yes	Broadband	No
	Mt Gravatt		37:00					Yes		285							Yes	Yes	Broadband	No
	Mt Ommaney		44:00					Yes		1,000			Yes	Yes	2,189	Yes	Yes	Broadband	No	
	New Farm		35:00					Yes		372			Yes	Yes	2,158	Yes	Yes	Broadband	No	
	Nundah		32:00					Yes		334							Yes	Yes	Broadband	No
	Sandgate		32:00					Yes		326							Yes	Yes	Broadband	No
	Stones Corner		29:00					Yes		248							Yes	Yes	Broadband	No
	Sunnybank Hills		53:00					Yes		1,680			Yes	Yes	1,920	Yes	Yes	Broadband	Yes	
	Toowong		51:00					Yes		1,000			Yes	Yes	1,870	Yes	Yes	Broadband	No	
	West End		27:00					Yes		144							Yes	Yes	Broadband	No
	Wynnum		52:00					Yes		650		Yes	Yes	Yes	626	Yes	Yes	Broadband	No	
	Zillmere		32:00					Yes		347							Yes	Yes	Broadband	No

Facilities (2010-11)

Lib Type	Local Government Library Name:	No Lib.	Opening Hours per week	Mobiles				Open Saturday	Open Sunday	Total Floor Space m ²	Public Access Space m ²	Shared Council Facilities	Multi Use Facilities	Meeting Rooms	Meeting Room Fees	Meeting Rooms - Total annual hours	RFID	Public access wi-fi	Internet connection	Colour printing available
				No.	No. Stops	Operat. Hours	Stops with internet access													
CLS	Bulloo	1																Broadband	Yes	
	Thargomindah		23:00				Yes		75	75								Broadband	Yes	
IND	Bundaberg	3																Broadband	No	
	Bundaberg		44:00				Yes		1,800				Yes	No			Yes	Broadband	No	
	Childers		39:00				Yes		260								Yes	Broadband	No	
	Gin Gin		20:30				Yes											Broadband	Yes	
IND	Burdekin	2																Broadband	Yes	
	Burdekin (Ayr)		35:00				Yes		647	624								Broadband	Yes	
	Home Hill		24:00				Yes		113	113								Broadband	Yes	
CLS	Burke	1																Broadband	Yes	
	Burke		35:00						57	51	Yes							Broadband	Yes	
IND	Cairns	10																Broadband	No	
	Babinda		38:00				Yes		180	158	Yes							Broadband	No	
	City		50:00				Yes	Yes	2,010	1,803			Yes	Yes	920			Broadband	No	
	Earlville		45:30				Yes		905	760	Yes							Broadband	No	
	Edmonton		38:00				Yes		133	112								Broadband	No	
	Gordonvale		43:00				Yes		214	138	Yes							Broadband	No	
	Manunda		43:00				Yes		820	560			Yes	Yes	75			Broadband	No	
	Mossman		41:30				Yes		600	530			Yes	Yes	72			Broadband	No	
	Port Douglas Kiosk		12:00						45	25								Broadband	No	
	Smithfield		43:00				Yes		929	650	Yes							Broadband	No	
	Stratford		43:00				Yes		550	516			Yes	Yes	278			Broadband	No	
CLS	Carpentaria	2																Broadband	Yes	
	Karumba		29:15				Yes	Yes			Yes	Yes						Broadband	Yes	
	Normanton		35:45				Yes	Yes			Yes	Yes					Yes	Broadband	Yes	
IND	Cassowary Coast	4																Broadband	Yes	
	Cardwell		20:00				Yes		370	350			Yes	Yes				Broadband	Yes	
	Innisfail		45:00				Yes		600	400								Broadband	Yes	
	Tully (Dorothy Jones)		32:00				Yes		500	440			Yes	Yes	33			Broadband	Yes	
	Wongaling Beach		28:00				Yes		170	160								Broadband	Yes	
IND	Central Highlands	10																Broadband	No	
	Blackwater		43:00				Yes					Yes	Yes	No				Broadband	No	
	Bluff		14:00															Dialup	No	
	Capella		18:30				Yes											Broadband	Yes	
	Dingo		15:30						68	68	Yes							Dialup	No	
	Duarina		20:15						170	150								Broadband	Yes	
	Emerald		43:00				Yes		500	385			Yes	Yes				Broadband	Yes	
	Gemfields		11:00				Yes		45	45								Dialup	No	
	Rolleston		38:45								Yes		Yes	No				Broadband	No	
	Springsure		40:30				Yes				Yes							Dialup	Yes	
	Tieri		17:00				Yes		30	30	Yes	Yes	Yes	Yes				Dialup	Yes	
CLS	Charters Towers	1																Broadband	Yes	
	Charters Towers Excelsior Library		38:30				Yes		960	540			Yes	No				Broadband	Yes	
CLS	Cloncurry	2																Broadband	Yes	
	Cloncurry		38:00				Yes		400									No connection	No	
	Dajarra		6:00																	
CLS	Cook	3																Broadband	No	
	Bloomfield		12:00				Yes		140	140			Yes	No				Broadband	No	
	Coen		6:00						91	91								Dialup	No	
	Cooktown		34:45				Yes		230	230								Broadband	No	
CLS	Croydon	1																Broadband	Yes	
	Croydon		20:00				Yes		75	54	Yes	Yes						Broadband	Yes	
CLS	Diamantina	2																Broadband	Yes	
	Bedourie		49:25				Yes	Yes		41	Yes						Yes	Broadband	Yes	
	Birdsville		49:25				Yes	Yes		30	Yes	Yes					Yes	Broadband	Yes	
CLS	Etheridge	1																Broadband	Yes	
	Georgetown		51:30				Yes	Yes	155									Broadband	Yes	
CLS	Flinders	1																Broadband	Yes	
	Flinders (Hughenden)		44:00				Yes		100	89								Broadband	Yes	

Facilities (2010-11)

Lib Type	Local Government Library Name:	No Lib.	Opening Hours per week	Mobiles				Open Saturday	Open Sunday	Total Floor Space m ²	Public Access Space m ²	Shared Council Facilities	Multi Use Facilities	Meeting Rooms	Meeting Room Fees	Meeting Rooms - Total annual hours	RFID	Public access wi-fi	Internet connection	Colour printing available	
				No.	No. Stops	Operat. Hours	Stops with internet access														
IND	Fraser Coast	5																			
	Burrum Heads		11:00					Yes		50	50						Yes	Yes	Broadband	Yes	
	Hervey Bay		50:00					Yes		2,325	1,599	Yes	Yes	Yes	No	245	Yes	Yes	Broadband	Yes	
	Howard		14:00					Yes		126	126						Yes	Yes	Broadband	Yes	
	Maryborough		39:45					Yes		1,160	800			Yes	Yes	378	Yes	Yes	Broadband	Yes	
	Tiaro		39:30					Yes		157	152	Yes					Yes	Yes	Broadband	Yes	
IND	Gladstone	6																			
	Agnes Water		27:00					Yes		72	70									Broadband	
	Boyne Island		55:30					Yes	Yes	580	580	Yes	Yes	Yes	Yes					Broadband	
	Calliope		45:30					Yes		230	230			Yes	Yes					Broadband	
	Gladstone		56:45					Yes	Yes	1,720	1,480			Yes	No			Yes		Broadband	
	Miriam Vale		23:00							203	200									Broadband	
	Mount Larcom		38:00					Yes		152	152	Yes	Yes							Broadband	
IND	Gold Coast	13		2																	
	Mobile Library 1				19	22:43	18										Yes			Broadband	
	Mobile Library 2				26	19:45		Yes									Yes			Broadband	
	Broadbeach		52:00					Yes		2,582	2,132	Yes	Yes	Yes	No	1,077	Yes	Yes	Broadband		
	Burleigh Heads		43:00					Yes		680	436	Yes					Yes	Yes	Broadband		
	Burleigh Waters		48:00					Yes		929	399						Yes	Yes	Broadband		
	Coolangatta		43:00					Yes		820	521	Yes					Yes	Yes	Broadband		
	Elanora		52:00					Yes		2,627	2,261			Yes	No	472	Yes	Yes	Broadband		
	Helensvale		48:00					Yes		924	402						Yes	Yes	Broadband		
	Local Studies		37:00					Yes									Yes	Yes	Broadband		
	Mudgeeraba		27:30							78	74		Yes				Yes		Dialup		
	Nerang		50:00					Yes		1,902	1,285			Yes	No	655	Yes	Yes	Broadband		
	Palm Beach		23:30					Yes		561	518	Yes		Yes	No	210	Yes		Broadband		
	Robina		56:00					Yes	Yes	909	723	Yes		Yes	No	752	Yes	Yes	Broadband		
	Runaway Bay		51:00					Yes		1,162	879						Yes	Yes	Broadband		
	Southport		57:00					Yes	Yes	3,321	2,047			Yes	No	991	Yes	Yes	Broadband		
CLS	Goondiwindi	3																			
	Goondiwindi		43:15					Yes		322	282									Broadband	Yes
	Inglewood		40:00							91	79	Yes								Broadband	Yes
	Texas		35:00							250	240	Yes								Broadband	Yes
IND	Gympie	6																			
	Goomeri		15:00							150										Broadband	
	Gympie		41:00					Yes		792								Yes		Broadband	Yes
	Imbil		12:00							115										Broadband	
	Kilkivan		15:00							114										Broadband	
	Rainbow Beach		15:00					Yes		88										Broadband	
	Tin Can Bay		31:00					Yes		265				Yes	No	1,040				Broadband	
IND	Hinchinbrook	2																			
	Halifax		17:30					Yes												Broadband	Yes
	Ingham		49:50					Yes		458	346			Yes	No			Yes		Broadband	Yes
IND	Ipswich	3		1																	
	Mobile				14	35:00	14	Yes												Broadband	Yes
	Ipswich		58:00					Yes	Yes	2,700	2,589			Yes	No					Broadband	Yes
	Redbank Plains		35:00					Yes		850	800			Yes	No					Broadband	Yes
	Redbank Plaza		35:00					Yes		415	360									Broadband	Yes
IND	Isaac	8																			
	Carmila		15:00							50	50									Broadband	Yes
	Clermont		42:00					Yes		250	250		Yes	Yes	No	10		Yes		Broadband	Yes
	Dysart		19:00							80	80		Yes							Broadband	Yes
	Glenden		37:50							175	175	Yes	Yes							Broadband	Yes
	Middlemount		28:00							110	110									Broadband	Yes
	Moranbah		49:30					Yes		450	450			Yes	No	60		Yes		Broadband	Yes
	Nebo		37:50							125	125	Yes	Yes							Broadband	Yes
	St Lawrence		18:00							128	118		Yes							Broadband	Yes
IND	Lockyer Valley	2		1																	
	Mobile				10	8:00															Broadband
	Gatton		43:00					Yes		1,055	800			Yes	No	100	Yes			Broadband	Yes
	Laidley		43:00					Yes		286	250						Yes			Broadband	Yes

Facilities (2010-11)

Lib Type	Local Government Library Name:	No Lib.	Opening Hours per week	Mobiles				Open Saturday	Open Sunday	Total Floor Space m ²	Public Access Space m ²	Shared Council Facilities	Multi Use Facilities	Meeting Rooms	Meeting Room Fees	Meeting Rooms - Total annual hours	RFID	Public access wi-fi	Internet connection	Colour printing available
				No.	No. Stops	Operat. Hours	Stops with Internet access													
IND	Logan	9																		
	Beenleigh		51:00				Yes		1,380	1,136			Yes	No	2,030	Yes		Broadband	Yes	
	Greenbank		21:00				Yes		126	110								Broadband	Yes	
	Jimboomba		45:30				Yes		521	420	Yes		Yes	Yes				Broadband		
	Logan Central		53:00				Yes		2,103	1,802			Yes	No	1,146		Yes	Broadband	Yes	
	Logan Hyperdome		53:00				Yes		1,540	1,370			Yes	No	1,086			Broadband	Yes	
	Logan North		53:00				Yes		1,520	1,300			Yes	No	3,008		Yes	Broadband	Yes	
	Logan Village		16:30				Yes		82	64							Yes	Broadband	Yes	
	Logan West		53:00				Yes		1,890	1,600			Yes	No	895			Broadband	Yes	
	Marsden		53:00				Yes		1,570	1,260			Yes	No	1,402			Broadband	Yes	
CLS	Longreach	3																		
	Ilfracombe		35:00							72	Yes								Dialup	
	Isisford		32:30							34									Broadband	
	Longreach		26:00				Yes			138									Broadband	
IND	Mackay	5		1																
	Mobile				24	21:45	24	Yes											Broadband	
	Gordon White		47:00				Yes		1,700	1,380			Yes	Yes	1,854		Yes	Broadband	Yes	
	Mackay City		48:00				Yes		1,115	947							Yes	Broadband	Yes	
	Mirani		30:00				Yes		167	145								Broadband	Yes	
	Sarina		41:00				Yes		280	250							Yes	Broadband	Yes	
	Walkerston		31:00				Yes		100	98								Broadband	Yes	
CLS	McKinlay	1																		
	Julia Creek		46:00				Yes				Yes								Broadband	
CLS	Maranoa	7																		
	Injune		37:30						121	90	Yes	Yes	Yes	Yes					Broadband	
	Jackson		9:00						108	80									Dialup	
	Mitchell		39:15				Yes		148	144	Yes								Broadband	
	Roma		43:00				Yes		350	295	Yes	Yes							Broadband	
	Surat		43:30				Yes		133	120	Yes	Yes							Broadband	
	Wallumbilla		9:30						12	3									Broadband	
	Yuleba		6:00						12	3									Broadband	
IND	Moreton Bay	12		1																
	Mobile				22	23:15	19												Broadband	
	Albany Creek		51:15				Yes		952	900			Yes	Yes	1,377	Yes		Broadband	Yes	
	Arana Hills		51:15				Yes		820	707			Yes	Yes	973	Yes		Broadband	Yes	
	Bribie Island		46:00				Yes		900	874		Yes	Yes	Yes	3,243	Yes		Broadband	Yes	
	Burpengary		46:00				Yes		754	743									Broadband	
	Caboorture		55:30				Yes		619	489						Yes			Broadband	
	Deception Bay		46:00				Yes		589	550									Broadband	
	Kallangur		51:15				Yes		530	500						Yes			Broadband	
	Narangba		42:00				Yes		410	385									Broadband	
	North Lakes (prev. Pathways)		53:00				Yes	Yes	1,500	1,100			Yes	Yes	700	Yes			Broadband	
	Redcliffe		49:00				Yes		3,000	2,000			Yes	Yes	1,260	Yes			Broadband	
	Strathpine		51:15				Yes		1,124	888			Yes	Yes	577	Yes			Broadband	
	Woodford		44:00						272	251									Broadband	
CLS	Mornington Island	1																		
	Mornington Island		30:30						153	125			Yes	No					Broadband	
IND	Mount Isa	1																		
	Mount Isa City		42:00				Yes		1,272	900									Broadband	
CLS	Murweh	3																		
	Augathella		31:00				Yes		40	35		Yes							Broadband	
	Charleville		38:00				Yes		156	120									Broadband	
	Morven		8:00						12	12									Broadband	
CLS	North Burnett	6																		
	Biggenden		27:30							87	Yes	Yes							Broadband	
	Eidsvold		27:30						400	219	Yes								Broadband	
	Gayndah		30:30				Yes					Yes							Broadband	
	Monto		30:30				Yes		220	160							Yes		Broadband	
	Mundubbera		30:30				Yes		393	335	Yes								Broadband	
	Perry		14:00						82	75	Yes								Broadband	

Facilities (2010-11)

Lib Type	Local Government Library Name:	No Lib.	Opening Hours per week	Mobiles				Open Saturday	Open Sunday	Total Floor Space m ²	Public Access Space m ²	Shared Council Facilities	Multi Use Facilities	Meeting Rooms	Meeting Room Fees	Meeting Rooms - Total annual hours	RFID	Public access wi-fi	Internet connection	Colour printing available
				No.	No. Stops	Operat. Hours	Stops with Internet access													
CLS	Paroo	3																		
	Cunnamulla		35:00						196	81							Yes	Broadband	Yes	
	Wyandra		10:00						29	4	Yes							Dialup	Yes	
	Yowah		10:00						50	45	Yes	Yes						Broadband	Yes	
CLS	Quilpie	1																		
	Quilpie		28:00				Yes		225									Broadband	Yes	
IND	Redland	7		1																
	Mobile				22	19:12	22												Broadband	
	Amity Point		9:00				Yes		22	22								No Connection		
	Capalaba		49:30				Yes		1,065	886			Yes	No				Broadband	Yes	
	Cleveland		52:00				Yes		1,692	1,405			Yes	No				Broadband	Yes	
	Dunwich		10:00				Yes		52	48								Broadband		
	Point Lookout**		13:00						85	80								Broadband		
	Russell Island		18:00				Yes		90	70								Broadband		
	Victoria Point		49:30				Yes		1,341	1,161			Yes	No				Broadband	Yes	
CLS	Richmond	1																		
	Richmond		20:00						121	115			Yes				Yes	Broadband	Yes	
IND	Rockhampton	5																		
	Emu Park		38:00				Yes		200	180								Broadband		
	Mount Morgan		32:30				Yes		168	133								Broadband		
	Rockhampton North		45:00				Yes		842	667								Broadband	Yes	
	Rockhampton Regional		52:30				Yes		2,351	2,300			Yes	Yes		Yes	Yes	Broadband	Yes	
	Yeppoon		50:00				Yes		350	310								Broadband		
IND	Scenic Rim	4		1																
	Mobile Library				14	23:15	14												Broadband	
	Beaudesert		45:30				Yes		532	462								Broadband	Yes	
	Boonah		45:30				Yes		340	340								Broadband	Yes	
	Canungra		16:30				Yes		80	80								Broadband		
	Tamborine Mountain		45:30				Yes		330	330	Yes						Yes	Broadband	Yes	
IND	Somerset	4																		
	Esk		40:00						152	135			Yes	Yes	866			Broadband		
	Kilcoy		40:00						208	174								Broadband		
	Lowood		40:00						288	120	Yes							Broadband	Yes	
	Toogoolawah		22:30						84	50								Broadband		
IND	South Burnett	6																		
	Blackbutt		40:00						154	152	Yes		Yes	No	244			Broadband	Yes	
	Kingaroy		40:30				Yes		398	305								Broadband	Yes	
	Murgon		40:00						182	158	Yes							Broadband	Yes	
	Nanango		40:30				Yes		261	213								Broadband	Yes	
	Proston		23:00						180	120	Yes							Broadband	Yes	
	Wondai		32:30						180	130								Broadband	Yes	
IND	Southern Downs	3		1																
	Mobile				13	15:30													No Connection	
	Allora		20:00						92	77		Yes						Broadband		
	Stanthorpe		37:00				Yes		421	365							Yes	Broadband		
	Warwick		42:00				Yes		690	494			Yes	No				Broadband		
IND	Sunshine Coast	10		3																
	Mobile - Central				20	28:00	20	Yes											Broadband	
	Mobile - Northern				9	27:00	8	Yes											Broadband	
	Mobile - Southern				14	27:00	14	Yes											Broadband	
	Berwah		45:00				Yes		510	450			Yes	No	1,280		Yes	Broadband	Yes	
	Caloundra		51:30				Yes		1,120	791			Yes	No	2,350		Yes	Broadband	Yes	
	Coolum Beach		52:00				Yes		400	337							Yes	Broadband	Yes	
	Cooroy		45:30				Yes		1,248	1,110			Yes	Yes	4,300		Yes	Broadband	Yes	
	Kawana		48:30				Yes		722	609			Yes	No	2,140		Yes	Broadband		
	Kenilworth		20:00				Yes		115	115								Broadband		
	Maleny		46:30				Yes		384	227			Yes	No	1,675		Yes	Broadband		
	Maroochydore		55:30				Yes		1,419	1,104			Yes	No	3,725		Yes	Broadband	Yes	
	Nambour		50:30				Yes		980	784	Yes		Yes	No	200		Yes	Broadband	Yes	
	Noosa		53:30				Yes	Yes	1,070	745			Yes	No	765		Yes	Broadband	Yes	

Facilities (2010-11)

Lib Type	Local Government Library Name:	No Lib.	Opening Hours per week	Mobiles				Open Saturday	Open Sunday	Total Floor Space m ²	Public Access Space m ²	Shared Council Facilities	Multi Use Facilities	Meeting Rooms	Meeting Room Fees	Meeting Rooms - Total annual hours	RFID	Public access wi-fi	Internet connection	Colour printing available
				No.	No. Stops	Operat. Hours	Stops with internet access													
IND	Tablelands	11																		
	Atherton		43:00					Yes		678	540		Yes	No	1,061			Broadband	Yes	
	Chillagoe		6:00							75	50							Broadband		
	Dimbulah		6:00					Yes		27	27							Broadband		
	Herberton		16:30					Yes		95	80							Broadband	Yes	
	Kuranda		25:00					Yes		150	107	Yes						Broadband	Yes	
	Malanda		36:30					Yes		127	120							Broadband	Yes	
	Mareeba		35:30					Yes		285	235							Broadband	Yes	
	Millaa Millaa		12:00					Yes		70	63							Broadband	Yes	
	Mt Garnett		6:00							30	24							Broadband		
	Ravenshoe		30:00					Yes		251	212	Yes	Yes	No	655			Broadband	Yes	
	Yungaburra		15:00					Yes		60	39							Broadband	Yes	
IND	Toowoomba	12		1																
	Mobile				17	21:45	15	Yes											Broadband	
	Cecil Plains		15:00							71	62								Broadband	
	Clifton		24:00					Yes		274	252		Yes	No	252				Broadband	
	Crows Nest (John French VC Memorial)		33:00					Yes		210	210								Broadband	
	Goombungee		15:00					Yes		197	187								Broadband	
	Highfields		54:00					Yes	Yes	180	150								Broadband	
	Millmerran		30:00							298	263								Broadband	
	Oakey		48:00					Yes		344	332								Broadband	
	Pittsworth		26:00					Yes		475	350								Broadband	
	Quinalow		7:30					Yes		66	66								Broadband	
	Toowoomba City		61:00					Yes	Yes	2,400	2,100		Yes	No	189				Broadband	
	Toowoomba Local History		17:30					Yes		450	134								Broadband	
	Yarraman		14:00					Yes		98	98								Broadband	
CLS	Torres	1																		
	Thursday Island		38:00					Yes		54	54								Broadband	
IND	Townsville	3		2																
	Home Service Mobile				243	23:30													No Connection	
	Neighbourhood Mobile				13	19:00													No Connection	
	Aitkenvale		45:00					Yes		2,100	1,300		Yes	No	2,183		Yes		Broadband	
	Flinders Street		56:00					Yes	Yes	1,450	1,220		Yes	No					Broadband	
	Thuringowa		50:00					Yes	Yes	1,830	1,308		Yes	No	2,459		Yes		Broadband	
CLS	Weipa	1																		
	Hibberd Library		43:00					Yes		422	422							Yes	Broadband	
IND	Western Downs	9																		
	Bell		7:00							50	50								Broadband	
	Chinchilla		39:30					Yes		400	352		Yes	No					Broadband	
	Dalby		39:30					Yes		440	330				Yes				Broadband	
	Jandowae		40:00							375	250	Yes	Yes	No					Broadband	
	Meandarra		30:00							70	65	Yes	Yes	No					Broadband	
	Miles		43:00					Yes		84	84	Yes					Yes		Broadband	
	Moonie		30:00							70	70	Yes	Yes	No					Broadband	
	Tara		35:00							200	196		Yes	No					Broadband	
	Wandoan		40:00							350	340	Yes	Yes	No					Broadband	
IND	Whitsunday	4																		
	Beach		40:30					Yes		400	370							Yes	Broadband	
	Bowen		38:00							275	250							Yes	Broadband	
	Collinsville		41:15							152	140	Yes	Yes						Broadband	
	Proserpine		40:30					Yes		500	400							Yes	Broadband	
CLS	Winton	1																		
	Winton		37:00					Yes		175	157							Yes	Broadband	
	Totals	279	9679:20	17	502	385:55	188	217	24	141,839	89,852	63	34	99	44	87,529	67	91	156	

12 = Dialup
279 = Broadband
5 = No Connection

** Point Lookout Mobile Library closed for renovations 01/10/2010. Scheduled to reopen late 2011

Facilities - Other / Less Than 6 Hours (2010-11)

Lib Type	Local Government Library Name:	Number of Service Points	Opening Hours per week	Open Saturday	Open Sunday	Total Floor Space m ²	Public Access Space m ²	Shared Council Facilities	Multi Use Facilities	Meeting Rooms	Meeting Rooms Fees	RFID	Public Internet Access	Internet Connection	Colour printing available
IND	Bundaberg Regional														
	Woodgate	1	4:00			20.00	20.00						Yes	Broadband	
IND	Cairns Regional														
	Bethlehem Home	1	-	Yes	Yes	6.00	6.00		Yes					No connection	
	Coral Sea Gardens	1	-	Yes	Yes	6.00	6.00		Yes					No connection	
	Glenmead Aged Care Facility	1	-			18.00	18.00							No connection	
	Masonic Care	1	-			18.00	18.00							No connection	
	Village Life	1	-			2.00	2.00		Yes					No connection	
CLS	Cook Shire														
	Lakeland	1	4:00			56.00	56.00						Yes	Broadband	
	Laura (open fortnightly)	1	2:00			36.00	36.00						Yes	Dialup	
IND	Gold Coast City														
	Corporate Library	1	37:30			-	-	Yes				Yes		Broadband	
CLS	McKinlay Shire														
	McKinlay	1	4:00			-	-							No connection	
CLS	Maranoa Regional														
	Mungallala	1	5:30	Yes		73.50	69.50			Yes	Yes		Yes	Dialup	Yes
IND	Moreton Bay Regional														
	Beachmere Community Library	1	15:00			34.00	24.00						Yes	Broadband	Yes
	Donnybrook Community Library	1	3:00			12.00	12.00							No connection	
	Mount Mee Community Library	1	2:30			12.00	12.00							No connection	
	Toorbul Community Library	1	2:30			10.00	10.00							No connection	
	Library Express (Railway Platform Service Point)	1	2:00			-	-							No connection	
CLS	Murweh Shire														
	Nebine	1	-			-	-							No connection	
IND	Redland City														
	Macleay Is Community Library	1	6:00	Yes		53.00	42.00	Yes	Yes					No connection	
IND	Rockhampton Regional														
	Byfield Community Library	1	4:30										Yes	Broadband	
	Marlborough Community Library	1	3:00			20.00	20.00							No connection	
	Ogmore Community Centre	1	2:30			30.00	28.00							No connection	
IND	South Burnett														
	Durong Community Library	1	3:00			15.60	13.60		Yes				Yes	Dialup	
	Kumbia Community Library	1	3:00			-	-							No connection	
	Maidenwell Community Library	1	6:00	Yes		25.00	20.00	Yes	Yes					No connection	
	Totals	24	110:00	5	2	447.10	413.10	3	6	1	1	1	7	3 = Dialup 5 = Broadband 16 = No Connection	2

Finance - Expenditure (2010-11)

Lib Type	Local Government	OPERATING EXPENDITURE (\$)			LIBRARY MATERIALS (\$)			CAPITAL EXPENDITURE (\$)			Total Expenditure	Per Capita (\$)		
		Salaries	Operating costs	Total Operating Expenditure	Collections (*excluding Electronic Resources)	Electronic Resources	Total Expenditure on Library Materials	Minor Capital Expenditure	Major Capital Projects	Total Capital Expenditure		Collections \$ per capita	Total Exp per Capita (inc. Capital)	Total Operating per Capita
CLS	Balonne	142,042	46,280	188,323			-	5,112		5,112	193,435	0.00	39.91	38.85
IND	Banana	574,340	225,805	800,145	91,660	700	92,360			-	892,505	5.47	52.89	47.42
CLS	Barcaldine	191,110	27,671	218,781	1,769		1,769			-	220,550	0.52	65.33	64.80
CLS	Barcoo	61,925	16,405	78,330	3,657		3,657	6,125		6,125	88,112	10.36	249.61	221.90
CLS	Blackall-Tambo	73,261	12,834	86,095	4,494		4,494			-	90,589	2.17	43.78	41.61
CLS	Boulia	57,149	14,727	71,876	1,970		1,970	3,527		3,527	77,373	4.40	172.71	160.44
IND	Brisbane	21,139,071	14,926,795	36,065,866	7,611,288		7,611,288	225,000	5,674,249	5,899,249	49,576,403	7.23	47.11	34.27
CLS	Bulloo	33,036	9,266	42,302	2,360		2,360			-	44,662	6.31	119.42	113.11
IND	Bundaberg	1,263,117	775,114	2,038,231	463,697		463,697		18,473	18,473	2,520,400	4.87	26.49	21.43
IND	Burdekin	512,614	156,062	668,676	76,320		76,320			-	744,996	4.14	40.42	36.28
CLS	Burke	10,842	9,448	20,290			-			-	20,290	0.00	36.56	36.56
IND	Cairns	4,125,570	2,465,317	6,590,887	751,146	39,789	790,935		262,084	262,084	7,643,906	4.81	46.51	40.10
CLS	Carpentaria*	134,973	79,242	214,215			-			-	214,215	0.00	100.90	100.90
IND	Cassowary Coast	657,762	497,484	1,155,246	173,604	4,686	178,290			-	1,333,536	5.75	43.03	37.28
IND	Central Highlands	813,712	380,662	1,194,375	208,760		208,760	7,934	246,991	254,925	1,658,060	6.37	50.62	36.46
CLS	Charters Towers	338,256	118,916	457,172			-			-	457,172	0.00	36.01	36.01
CLS	Cloncurry	93,700	23,758	117,458	16,498		16,498			-	133,956	4.88	39.63	34.75
CLS	Cook	150,343	106,507	256,850	920		920	7,800		7,800	265,570	0.24	68.11	65.88
CLS	Croydon	33,116	2,635	35,751			-	570		570	36,321	0.00	133.04	130.96
CLS	Diamantina	30,151	4,213	34,364	638	1,562	2,200	4,125		4,125	40,689	6.90	127.55	107.72
CLS	Etheridge	88,145	12,700	100,845	200		200			-	101,045	0.21	107.61	107.40
CLS	Flinders	68,926	33,273	102,199	5,986		5,986	3,372		3,372	111,557	3.26	60.83	55.72
IND	Fraser Coast	1,635,109		1,635,109	471,575	60,499	532,074	44,100	471,418	515,518	2,682,701	5.35	26.96	16.43
IND	Gladstone	1,795,028	458,443	2,253,471	355,454		355,454	37,603		37,603	2,646,528	5.96	44.37	37.78
IND	Gold Coast	11,585,929	9,274,703	20,860,632	5,932,142	443,600	6,375,742	236,628	2,824,613	3,061,241	30,297,615	12.38	58.81	40.49
CLS	Goondiwindi	214,520	103,208	317,728	3,625	982	4,607	3,055		3,055	325,390	0.41	29.08	28.40
IND	Gympie	1,345,710	352,340	1,698,050	277,335		277,335	44,000		44,000	2,019,385	5.74	41.82	35.17
IND	Hinchinbrook	350,857	132,075	482,932	62,934		62,934	2,186		2,186	548,051	5.12	44.62	39.32
IND	Ipswich	4,613,000	1,487,000	6,100,000	839,000		839,000	262,000		262,000	7,201,000	5.17	44.35	37.57
IND	Isaac	493,362	353,631	846,993	105,000	22,000	127,000	30,000	152,403	182,403	1,156,396	4.29	39.05	28.60
IND	Lockyer Valley	677,328	161,500	838,828	146,525		146,525	5,025		5,025	990,377	4.11	27.79	23.54
IND	Logan	6,808,928	3,848,561	10,657,489	1,871,874	49,514	1,921,388	26,000	5,557,263	5,583,263	18,162,140	6.92	65.43	38.40
CLS	Longreach	126,188	41,020	167,208			-			-	167,208	0.00	38.90	38.90
IND	Mackay	2,503,930	682,044	3,185,974	443,412	40,800	484,212	26,658		26,658	3,696,844	4.17	31.84	27.44
CLS	McKinlay	99,999	28,587	128,586	898		898	10,135		10,135	139,619	0.95	147.90	136.21
CLS	Maranoa	567,640	199,000	766,640	12,088		12,088	600	9,470	10,070	788,798	0.91	59.65	57.98
IND	Moreton Bay	7,861,945	1,516,365	9,378,310	1,680,077	17,000	1,697,077	213,572	410,501	624,073	11,699,460	4.57	31.52	25.27
CLS	Mornington	44,700	23,179	67,879			-	4,224		4,224	72,103	0.00	65.37	61.54
IND	Mount Isa	425,598	115,089	540,687	81,653		81,653		50,327	50,327	672,667	3.74	30.80	24.76
CLS	Murweh	164,096	32,531	196,627	773		773			-	197,400	0.16	40.53	40.37

Finance - Expenditure (2010-11)

Lib Type	Local Government	OPERATING EXPENDITURE (\$)			LIBRARY MATERIALS (\$)			CAPITAL EXPENDITURE (\$)			Total Expenditure	Per Capita (\$)		
		Salaries	Operating costs	Total Operating Expenditure	Collections (*excluding Electronic Resources)	Electronic Resources	Total Expenditure on Library Materials	Minor Capital Expenditure	Major Capital Projects	Total Capital Expenditure		Collections \$ per capita	Total Exp per Capita (inc. Capital)	Total Operating per Capita
CLS	North Burnett	430,202	80,018	510,220	7,249		7,249			-	517,469	0.67	47.97	47.30
CLS	Paroo	151,007	42,339	193,346			-			-	193,346	0.00	99.36	99.36
CLS	Quilpie	62,057	25,937	87,993	539		539	1,014		1,014	89,547	0.53	88.14	86.61
IND	Redland	5,150,867	3,103,813	8,254,680	1,128,712	46,844	1,175,555	1,180	33,118	34,298	9,464,533	8.36	67.27	58.67
CLS	Richmond	28,601	9,681	38,282			-			-	38,282	0.00	39.79	39.79
IND	Rockhampton	2,078,146	451,673	2,529,819	528,303	78,023	606,326	59,646	1,127,348	1,186,994	4,323,139	5.31	37.89	22.17
IND	Scenic Rim	903,954	180,155	1,084,109	184,906		184,906		286,863	286,863	1,555,878	4.94	41.58	28.97
IND	Somerset	388,261	624,271	1,012,532	108,263		108,263			-	1,120,795	5.01	51.87	46.86
IND	South Burnett	874,083	103,034	977,117	156,559	2,500	159,059	9,529	52,976	62,505	1,198,681	4.89	36.89	30.07
IND	Southern Downs	743,968	1,168,381	1,912,349	156,748		156,748	5,775		5,775	2,074,872	4.42	58.52	53.94
IND	Sunshine Coast	8,854,531	2,916,670	11,771,201	1,817,408	85,591	1,902,999	212,096	780,847	992,943	14,667,143	5.88	45.35	36.40
IND	Tablelands	1,185,609	83,617	1,269,226	401,393	4,000	405,393	11,635	53,401	65,036	1,739,655	8.74	37.52	27.37
IND	Toowoomba	2,958,390	692,106	3,650,496	853,022	11,035	864,057			-	4,514,553	5.43	28.38	22.94
CLS	Torres SC	77,569	5,869	83,437			-			-	83,437	0.00	22.91	22.91
IND	Townsville	3,798,714	3,402,226	7,200,940	684,648	101,987	786,635	16,060	500,258	516,318	8,503,893	4.33	46.79	39.62
CLS	Weipa	54,310	41,773	96,083	6,746		6,746			-	102,829	2.03	30.97	28.94
IND	Western Downs	845,000	100,650	945,650	299,000	4,075	303,075	35,970		35,970	1,284,695	9.63	40.82	30.05
IND	Whitsunday	926,051	539,327	1,465,378	188,671		188,671	27,197		27,197	1,681,246	5.52	49.17	42.85
CLS	Winton	97,000	21,021	118,021	1,240		1,240	15,135		15,135	134,396	0.88	95.52	83.88
	CLS Exchange Stock				729,606		729,606				729,606			
	Totals	\$101,515,349	\$52,346,949	\$153,862,297	\$28,952,343	\$1,015,187	\$29,967,530	\$1,604,588	\$18,512,603	\$20,117,191	\$203,947,018	\$6.79	\$46.20	\$34.85

* Information supplied from 2009/2010 statistical data

Finance - Income (2010-11)

Lib Type	Local Government	INCOME (\$)						per capita (\$)		
		Revenue	State Library grant	Other grants [∞]	LG alloc - Operating	LG alloc - Capital	Revenue - Other	Total Income	LG Contrib per Capita	SLQ Grants per Capita [△]
CLS	Balonne	813	3,350				1,359	5,521	-	5.93
IND	Banana	17,500	72,841		135,464			225,804	8.03	4.32
CLS	Barcaldine	3,585	3,350					6,935	-	6.46
CLS	Barcoo		2,010		40,000	25,000		67,010	184.14	10.99
CLS	Blackall-Tambo	247	1,340					1,587	-	5.75
CLS	Boulia	3,975	670					4,645	-	8.15
IND	Brisbane	1,330,874	3,708,591		36,065,866	5,899,249		47,004,580	39.87	3.52
CLS	Bulloo	375	670					1,045	-	6.91
IND	Bundaberg	33,146	429,948		2,647,905	32,500	15,300	3,158,800	28.18	4.52
IND	Burdekin	8,743	86,812	52,200	679,940		739	828,434	36.89	4.71
CLS	Burke	460	670					1,130	-	7.64
IND	Cairns	193,841	707,054		6,396,745	640,779		7,938,419	42.82	4.30
CLS	Carpentaria*	10,828	1,340					12,168	-	8.44
IND	Cassowary Coast	18,517	149,716	38,750	1,097,979			1,304,962	35.43	4.83
IND	Central Highlands	40,222	158,907					199,129	-	4.85
CLS	Charters Towers	11,947	670				530	13,147	-	5.02
CLS	Cloncurry	7,370	1,340	31,474			420	40,604	-	6.05
CLS	Cook	4,997	2,010		310,641	15,500		333,148	83.65	6.18
CLS	Croydon		670		35,651			36,321	130.59	8.99
CLS	Diamantina	10,677	1,340					12,017	-	10.86
CLS	Etheridge	2,803	670		100,845			104,318	107.40	6.06
CLS	Flinders	2,246	670					2,916	-	5.63
IND	Fraser Coast	70,199	459,968	309,983	2,036,564	143,189		3,019,903	21.90	4.62
IND	Gladstone	52,390	240,858		2,736,802	40,000		3,070,050	46.56	4.04
IND	Gold Coast	117,438	1,886,086	15,000	19,243,402	3,895,826	18,497	25,176,249	44.92	3.66
CLS	Goondiwindi	7,035	2,010		345,300	2,900		357,245	31.12	4.71
IND	Gympie	33,612	214,897		1,698,050	39,000	650	1,986,209	35.98	4.45
IND	Hinchinbrook	10,568	62,144					72,712	-	5.06
IND	Ipswich		615,326		6,186,000	262,000	118,000	7,181,326	39.71	3.79
IND	Isaac	29,348	113,622	120	1,070			144,160	0.04	3.84
IND	Lockyer Valley	9,673	147,157	23,750	875,100	90,000		1,145,681	27.08	4.13
IND	Logan	164,206	1,020,063	23,750	10,481,503	6,484,587	11,780	18,185,890	61.12	3.68
CLS	Longreach	3,301	2,010		183,300			188,611	42.65	5.40
IND	Mackay	93,846	493,082		3,737,777	54,163		4,378,868	32.65	4.25
CLS	McKinlay	2,840	670					3,510	-	5.57
CLS	Maranoa	15,000	4,690		766,640	24,997		811,327	59.87	5.13
IND	Moreton Bay	410,715	1,514,954	71,830	9,560,433	624,073		12,182,005	27.44	4.08
CLS	Mornington	247	670					917	-	4.57
IND	Mount Isa	26,144	107,578	21,931			3,960	159,612	-	4.93
CLS	Murweh	7,180	2,010					9,190	-	5.69

Finance - Income (2010-11)

Lib Type	Local Government	INCOME (\$)							per capita (\$)	
		Revenue	State Library grant	Other grants [∞]	LG alloc - Operating	LG alloc - Capital	Revenue - Other	Total Income	LG Contrib per Capita	SLQ Grants per Capita [△]
CLS	North Burnett	14,668	4,020		506,000			524,688	46.91	5.33
CLS	Paroo		2,010	4,468			4,221	10,699	-	7.64
CLS	Quilpie	1,104	670				210	1,984	-	6.53
IND	Redland	34,179	551,197	34,000	8,360,186	484,271	700	9,464,533	62.86	3.92
CLS	Richmond	668	670		38,282		4,186	43,807	39.79	6.08
IND	Rockhampton	89,204	503,171		2,543,770	1,186,994		4,323,139	32.70	4.41
IND	Scenic Rim	24,373	160,217		1,171,724	505,778		1,862,092	44.83	4.28
IND	Somerset	17,650	93,515		1,033,009	326,152		1,470,326	62.90	4.33
IND	South Burnett	10,372	152,413		1,225,354	75,000		1,463,139	40.02	4.69
IND	Southern Downs		159,696				26,227	185,922	-	4.50
IND	Sunshine Coast	199,128	1,368,134	234,936	13,379,771	867,648		16,049,617	44.05	4.23
IND	Tablelands	39,197	239,570	23,750			7,129	309,646	-	5.17
IND	Toowoomba	40,446	680,881	25,000	3,725,490	141,297		4,613,114	24.30	4.28
CLS	Torres SC	10,219	670		72,548			83,437	19.92	10.29
IND	Townsville	63,263	737,993	15,000	7,368,495	85,000		8,269,750	41.01	4.06
CLS	Weipa	4,312	670		97,849			102,831	29.47	4.79
IND	Western Downs	25,000	145,299	2,900	1,385,000			1,558,199	44.01	4.62
IND	Whitsunday	29,951	143,980		1,479,518	27,197	600	1,681,246	44.06	4.21
CLS	Winton	4,821	670					5,491	-	6.20
	Totals	\$3,365,464	\$17,167,879	\$928,841	\$147,749,973	\$21,973,101	\$214,508	\$191,399,766	\$38.45	\$4.00

* Information supplied from 2009/2010 statistical data

[∞] Includes Expanding Horizons grants

[△] Includes pooled CLS Library Material Grants

Information Technology (2010-11) - 1

Lib Type	Local Government	Library Management System (LMS)	Managed LMS Service	z39.50 Connectivity Enabled	Self issue terminals	% of Loans through self issue terminals	Self return terminals	% of Returns through self return terminals	Emailed Notices	SMS Notices
CLS	Balonne	AIT - Aurora								
IND	Banana	AIT - Aurora								
CLS	Barcaldine	AIT - Aurora								
CLS	Barcoo	AIT - Aurora								
CLS	Blackall-Tambo	AIT - Aurora								
CLS	Boulia	AIT - Aurora								
IND	Brisbane	SirsiDynix - Symphony			59	77%			Yes	
CLS	Bulloo	AIT - Aurora								
IND	Bundaberg	Civica - Spydus		Yes					Yes	
IND	Burdekin	SirsiDynix - Symphony		Yes					Yes	
CLS	Burke	AIT - Aurora								
IND	Cairns	Insight Informatics - Libero			6	10%			Yes	
CLS	Carpentaria	AIT - Aurora								
IND	Cassowary Coast	Insight Informatics - Libero								
IND	Central Highlands	AIT - Aurora							Yes	
CLS	Charters Towers	AIT - Aurora								
CLS	Cloncurry	AIT - Aurora								
CLS	Cook	AIT - Aurora								
CLS	Croydon	AIT - Aurora								
CLS	Diamantina	AIT - Aurora								
CLS	Etheridge	AIT - Aurora								
CLS	Flinders	AIT - Aurora								
IND	Fraser Coast	AIT - Aurora			3	46%			Yes	
IND	Gladstone	AIT - Aurora							Yes	
IND	Gold Coast	SirsiDynix - Symphony	Yes	Yes	23	64%	1		Yes	Yes
CLS	Goondiwindi	AIT - Aurora								
IND	Gympie	Civica - Spydus	Yes						Yes	
IND	Hinchinbrook	AIT - Aurora								
IND	Ipswich	SirsiDynix - Horizon			2	15%			Yes	Yes
IND	Isaac	OCLC - Amlib		Yes	5				Yes	Yes

Information Technology (2010-11) - 1

Lib Type	Local Government	Library Management System (LMS)	Managed LMS Service	z39.50 Connectivity Enabled	Self issue terminals	% of Loans through self issue terminals	Self return terminals	% of Returns through self return terminals	Emailed Notices	SMS Notices
IND	Lockyer Valley	Civica - Spydus	Yes	Yes	3	62%			Yes	
IND	Logan	SirsiDynix - Horizon		Yes	8	15%			Yes	Yes
CLS	Longreach	AIT - Aurora								
IND	Mackay	AIT - Aurora		Yes	2	12%			Yes	Yes
CLS	McKinlay	AIT - Aurora								
CLS	Maranoa	AIT - Aurora								
IND	Moreton Bay	Civica - Spydus		Yes	15		12		Yes	Yes
CLS	Mornington	AIT - Aurora								
IND	Mount Isa	OCLC - Amliib	Yes	Yes					Yes	
CLS	Murweh	AIT - Aurora								
CLS	North Burnett	AIT - Aurora								
CLS	Paroo	AIT - Aurora								
CLS	Quilpie	AIT - Aurora								
IND	Redland	SirsiDynix - Horizon			3	21%			Yes	Yes
CLS	Richmond	AIT - Aurora								
IND	Rockhampton	SirsiDynix - Symphony			2	12%	1		Yes	
IND	Scenic Rim	Civica - Spydus	Yes						Yes	
IND	Somerset	AIT - Aurora								
IND	South Burnett	AIT - Aurora		Yes					Yes	Yes
IND	Southern Downs	Civica - Spydus							Yes	
IND	Sunshine Coast	Civica - Spydus	Yes	Yes	21	46%			Yes	
IND	Tablelands	Civica - Spydus		Yes					Yes	Yes
IND	Toowoomba	Civica - Spydus							Yes	
CLS	Torres SC	AIT - Aurora								
IND	Townsville	Civica - Spydus			4	20%			Yes	
CLS	Weipa	AIT - Aurora								
IND	Western Downs	Civica - Spydus	Yes	Yes	4	79%			Yes	
IND	Whitsunday	AIT - Aurora								
CLS	Winton	AIT - Aurora								
Totals			7	13	160		14		26	9

Information Technology (2010-11) - 2

Lib Type	Local Government	Total No. public access PCs	Public Access PCs with Internet Access	Total Annual Bookings	Total Annual hours	Public access PCs without Internet	Total Annual Bookings	Total Annual hours	Annual wi-fi sessions	Annual hours of wi-fi sessions	Annual wi-fi usage (GB)	Playback devices for print disabilities	PCs Access per 10,000 people	Internet Access per 10,000 people
CLS	Balonne	6	6		441				25	25			12.38	12.38
IND	Banana	11	9	1,783	2,444	2							6.52	5.33
CLS	Barcaldine	11	10		1,457	1		41					32.58	29.62
CLS	Barcoo	6	6			-							169.97	169.97
CLS	Blackall-Tambo	6	6	540	604								29.00	29.00
CLS	Boulia	6	6		3,795							1	133.93	133.93
IND	Brisbane	495	495	585,134	404,587				76,536	99,497	2,920	5	4.70	4.70
CLS	Bulloo	3	3		390								80.21	80.21
IND	Bundaberg	14	7			7			36,135		624		1.47	0.74
IND	Burdekin	5	5	918	1,836							5	2.71	2.71
CLS	Burke	2	2										36.04	36.04
IND	Cairns	115	76	131,663	84,988	39		1,769					7.00	4.62
CLS	Carpentaria	8	8										37.68	37.68
IND	Cassowary Coast	17	16	7,942		1	33						5.49	5.16
IND	Central Highlands	33	30			3						6	10.07	9.16
CLS	Charters Towers	7	5	1,750	912	2	100	113					5.51	3.94
CLS	Cloncurry	2	2		1,313								5.92	5.92
CLS	Cook	13	13										33.34	33.34
CLS	Croydon	2	2										73.26	73.26
CLS	Diamantina	4	4										125.39	125.39
CLS	Etheridge	9	9		663								95.85	95.85
CLS	Flinders	4	3			1							21.81	16.36
IND	Fraser Coast	36	36	35,610	17,805				2,624	1,312	20	33	3.62	3.62
IND	Gladstone	37	24	44,859	35,809	13							6.20	4.02
IND	Gold Coast	245	243		280,764	2		178	50,229	140,768	3,300	2	4.76	4.72
CLS	Goondiwindi	7	7		927								6.26	6.26
IND	Gympie	36	25	20,329	24,500	11							7.46	5.18
IND	Hinchinbrook	7	7	4,830									5.70	5.70
IND	Ipswich	80	77	55,258	41,557	3						14	4.93	4.74
IND	Isaac	55	45	12,000	8,000	10	200	50	180	180			18.57	15.20

Information Technology (2010-11) - 2

Lib Type	Local Government	Total No. public access PCs	Public Access PCs with Internet Access	Total Annual Bookings	Total Annual hours	Public access PCs without Internet	Total Annual Bookings	Total Annual hours	Annual wi-fi sessions	Annual hours of wi-fi sessions	Annual wi-fi usage (GB)	Playback devices for print disabilities	PCs Access per 10,000 people	Internet Access per 10,000 people
IND	Lockyer Valley	14	14	23,177	14,731								3.93	3.93
IND	Logan	187	136	246,195	179,714	51			3,163			70	6.74	4.90
CLS	Longreach	6	6		1,486								13.96	13.96
IND	Mackay	42	40	37,364	56,046	2	460	690	3,228	3,700		10	3.62	3.44
CLS	McKinlay	7	7										74.15	74.15
CLS	Maranoa	14	11			3							10.59	8.32
IND	Moreton Bay	181	153	90,448	61,959	28						5	4.88	4.12
CLS	Mornington	6	6		60								54.40	54.40
IND	Mount Isa	10	10	11,013	8,095							45	4.58	4.58
CLS	Murweh	3	3										6.16	6.16
CLS	North Burnett	22	18			4							20.39	16.69
CLS	Paroo	2	2		531					50			10.28	10.28
CLS	Quilpie	4	4		305								39.37	39.37
IND	Redland	48	48	69,272	50,862							7	3.41	3.41
CLS	Richmond	6	6						542	315	264		62.37	62.37
IND	Rockhampton	65	65									10	5.70	5.70
IND	Scenic Rim	26	17	10,441		9			495	1,001	3		6.95	4.54
IND	Somerset	19	15	5,620	5,620	4							8.79	6.94
IND	South Burnett	17	17		12,201								5.23	5.23
IND	Southern Downs	24	18			6							6.77	5.08
IND	Sunshine Coast	151	83	94,005	87,000	68			56,306		20,058	30	4.67	2.57
IND	Tablelands	20	15			5							4.31	3.24
IND	Toowoomba	67	57		31,819	10		5,564					4.21	3.58
CLS	Torres SC	3	1			2							8.24	2.75
IND	Townsville	93	69	80,939	42,221	24						32	5.12	3.80
CLS	Weipa	5	5										15.06	15.06
IND	Western Downs	28	28	20,571	23,389							2	8.90	8.90
IND	Whitsunday	17	17	17,190	15,402				1,234	1,487	720		4.97	4.97
CLS	Winton	5	5	6,200	5,600				250	525			35.54	35.54
	Totals	2,374	2,063	1,615,051	1,509,833	311	793	8,405	230,947	248,860	27,909	277	5.38	4.67

Library Events and Programs (2010-11)

Lib Type	Local Government	Total annual number of events and programs	Programs delivered in partnership	Total annual number of attendees	Total annual hours of programming	Attendance per capita	Attendance per 10,000	Attendance as %'age of members
CLS	Balonne	8	4	112	12	0.02	231	6%
IND	Banana	159		1,561	432	0.09	925	17%
CLS	Barcaldine	5		27	45	0.01	80	2%
CLS	Barcoo	1	1					
CLS	Blackall-Tambo	<i>Nil Reported</i>						
CLS	Boulia	57		70	20	0.16	1,563	48%
IND	Brisbane	7,635	13	185,464	10,218	0.18	1,762	41%
CLS	Bulloo	2						
IND	Bundaberg	20		2,346	1,575	0.02	247	8%
IND	Burdekin	193	39	3,518	368	0.19	1,909	210%
CLS	Burke	<i>Nil Reported</i>						
IND	Cairns	483		10,335	685	0.06	629	13%
CLS	Carpentaria				44			
IND	Cassowary Coast	91	6	1,641	140	0.05	529	10%
IND	Central Highlands	282	2	2,688	301	0.08	821	24%
CLS	Charters Towers	1		16	5	0.00	13	0%
CLS	Cloncurry	1	1	150		0.04	444	14%
CLS	Cook	7						
CLS	Croydon	12		362	60	1.33	13,260	338%
CLS	Diamantina	<i>Nil Reported</i>						
CLS	Etheridge	<i>Nil Reported</i>						
CLS	Flinders	13	6		16	0.00	0	0%
IND	Fraser Coast	610	8	10,756	20	0.11	1,081	31%
IND	Gladstone	331	24	7,740	314	0.13	1,298	29%
IND	Gold Coast	2,220	62	59,250	2,027	0.12	1,150	22%
CLS	Goondiwindi	28		677		0.06	605	12%
IND	Gympie	229		7,460		0.15	1,545	22%
IND	Hinchinbrook	108		1,290		0.11	1,050	13%
IND	Ipswich	435	44	15,903	717	0.10	979	37%
IND	Isaac	637		6,400	566	0.22	2,161	44%

Library Events and Programs (2010-11)

Lib Type	Local Government	Total annual number of events and programs	Programs delivered in partnership	Total annual number of attendees	Total annual hours of programming	Attendance per capita	Attendance per 10,000	Attendance as %'age of members
IND	Lockyer Valley	336	13	5,603	364	0.16	1,572	31%
IND	Logan	5,303	45	75,951	6,010	0.27	2,736	65%
CLS	Longreach	11	4	234	42	0.05	544	6%
IND	Mackay	354	5	18,193	364	0.16	1,567	42%
CLS	McKinlay	1						
CLS	Maranoa	27	4	2,185	41	0.17	1,652	28%
IND	Moreton Bay	3,005	18	65,086		0.18	1,754	39%
CLS	Mornington	<i>Nil Reported</i>						
IND	Mount Isa	7	2	3,253	147	0.15	1,490	29%
CLS	Murweh	<i>Nil Reported</i>						
CLS	North Burnett	45		478		0.04	443	16%
CLS	Paroo	13		386		0.20	1,984	19%
CLS	Quilpie	<i>Nil Reported</i>						
IND	Redland	656	144	20,513	550	0.15	1,458	29%
CLS	Richmond	<i>Nil Reported</i>						
IND	Rockhampton	295	99	9,219	1,992	0.08	808	25%
IND	Scenic Rim			2,914		0.08	779	21%
IND	Somerset	271	54	3,351	297	0.16	1,551	36%
IND	South Burnett	336	48	1,503	523	0.05	463	11%
IND	Southern Downs	141	21	2,035	87	0.06	574	9%
IND	Sunshine Coast	3,038	268	47,946	5,282	0.15	1,482	36%
IND	Tablelands	743	2	10,050	523	0.22	2,168	55%
IND	Toowoomba	395	8	9,568	516	0.06	601	11%
CLS	Torres SC	<i>Nil Reported</i>						
IND	Townsville	644	120	23,088	1,083	0.13	1,270	23%
CLS	Weipa	<i>Nil Reported</i>						
IND	Western Downs	978	124	7,875	1,660	0.25	2,502	35%
IND	Whitsunday	22	15	4,427	847	0.13	1,295	19%
CLS	Winton	46	1	270	45	0.19	1,919	30%
	Totals	30,235	1,205	631,894	37,938	0.14	1,431	32%

Membership - Current (2010-11)

Lib Type	Local Government	Current Active Membership Figures						Reported Membership Type	Membership Update / Purge Status	Membership Comparisons			
		Adult Resident	Adult Non Resident	Junior / Young Adult Resident	Junior / Young Adult Non Resident	Institutional	Total M'ship			% Pop Enrolled	% non residents	Issues per member	Visits per M'ship
CLS	Balonne	1,263		728		20	2,011	Current membership only	1 year of inactivity	41.49%	0.00%	14.62	9.14
IND	Banana	7,144		2,124			9,268	Active borrowers	More than 2 years	54.92%	0.00%	7.44	-
CLS	Barcaldine	801	7	245		42	1,095	Current membership only	1 year of inactivity	32.43%	0.21%	23.18	13.07
CLS	Barcoo	158		33	3	3	197	Current membership only	Not known	55.81%	0.85%	22.23	33.20
CLS	Blackall-Tambo	534	1	88		87	710	Current membership only	Not known	34.32%	0.05%	13.11	10.19
CLS	Boulia	138		9			147	Active borrowers and users	1 year of inactivity	32.81%	0.00%	6.39	-
IND	Brisbane	368,320	4,122	79,209	130	136	451,917	Active borrowers and users	2 years of inactivity	42.94%	0.40%	22.34	13.40
CLS	Bulloo	263		113			376	Current membership only	Not known	100.53%	0.00%	3.60	5.28
IND	Bundaberg	22,708	40	7,142		18	29,908	Current membership only	2 years of inactivity	31.44%	0.04%	31.85	-
IND	Burdekin	1,142	77	432		26	1,677	Active borrowers	More than 2 years	9.10%	0.42%	78.13	-
CLS	Burke	182		39			221	Current membership only	Not known	39.82%	0.00%	5.61	8.14
IND	Cairns	62,037	572	16,196		476	79,281	Current membership only	2 years of inactivity	48.24%	0.35%	16.58	14.29
CLS	Carpentaria	503		27		2	532	Current membership only	2 years of inactivity	25.06%	0.00%	10.74	12.65
IND	Cassowary Coast	13,083	309	3,159		110	16,661	Current membership only	More than 2 years	53.76%	1.00%	10.62	7.62
IND	Central Highlands	8,536	66	2,588		48	11,238	Active borrowers	2 years of inactivity	34.31%	0.20%	10.63	7.61
CLS	Charters Towers	4,094	66	2,013	6	73	6,252	Current membership only	More than 2 years	49.24%	0.57%	6.02	4.84
CLS	Cloncurry	795	10	227		3	1,035	Active borrowers and users	2 years of inactivity	30.62%	0.30%	8.19	17.99
CLS	Cook	1,675	12	231		13	1,931	Current membership only	More than 2 years	49.53%	0.31%	14.86	-
CLS	Croydon	88		17		2	107	Current membership only	1 year of inactivity	39.19%	0.00%	4.69	-
CLS	Diamantina	15	27	10	2		54	Current membership only	Not known	16.93%	9.09%	3.52	-
CLS	Etheridge	364		27		1	392	Active borrowers and users	1 year of inactivity	41.75%	0.00%	5.01	29.44
CLS	Flinders	539		126		2	667	Current membership only	Not known	36.37%	0.00%	11.20	-
IND	Fraser Coast	28,758	404	5,649		26	34,837	Active borrowers	2 years of inactivity	35.01%	0.41%	27.01	7.69
IND	Gladstone	16,626	1,342	8,203	568	32	26,771	Active borrowers	Not known	44.88%	3.20%	19.59	13.47
IND	Gold Coast	206,360	11,581	43,694	2,019	271	263,925	Current membership only	2 years of inactivity	51.23%	2.64%	26.58	11.07
CLS	Goondiwindi	3,755	323	1,401	172	93	5,744	Current membership only	2 years of inactivity	51.34%	4.42%	6.90	6.25
IND	Gympie	22,419	3,498	6,937	772	77	33,703	Active borrowers	More than 2 years	69.80%	8.84%	12.69	7.44
IND	Hinchinbrook	7,681	83	2,440	3	6	10,213	Current membership only	Not known	83.15%	0.70%	7.83	-
IND	Ipswich	28,840	2,391	10,733	441	294	42,699	Active borrowers	1 year of inactivity	26.30%	1.74%	27.08	10.10
IND	Isaac	9,932	1,382	2,141	757	225	14,437	Active borrowers	2 years of inactivity	48.75%	7.22%	11.51	11.66

Membership - Current (2010-11)

Lib Type	Local Government	Current Active Membership Figures						Reported Membership Type	Membership Update / Purge Status	Membership Comparisons			
		Adult Resident	Adult Non Resident	Junior / Young Adult Resident	Junior / Young Adult Non Resident	Institutional	Total M'ship			% Pop Enrolled	% non residents	Issues per member	Visits per M'ship
IND	Lockyer Valley	11,574	1,952	4,273	340	99	18,238	Current membership only	More than 2 years	51.18%	6.43%	9.75	7.95
IND	Logan	69,853	22,974	18,078	6,538	295	117,738	Active borrowers	More than 2 years	42.42%	10.63%	19.93	11.98
CLS	Longreach	3,016	17	1,093		69	4,195	Current membership only	More than 2 years	97.60%	0.40%	4.02	-
IND	Mackay	31,890	215	10,861	10	337	43,313	Active borrowers and users	2 years of inactivity	37.30%	0.19%	19.36	9.23
CLS	McKinlay	647		197		8	852	Current membership only	Not known	90.25%	0.00%	5.73	20.85
CLS	Maranoa	5,080	940	1256	340	101	7,717	Current membership only	1 year of inactivity	58.36%	9.68%	7.42	5.99
IND	Moreton Bay	122,017	8,172	33,335	2,109	360	165,993	Current membership only	More than 2 years	44.72%	2.77%	20.09	9.33
CLS	Mornington	142		2		1	145	Current membership only	Not known	13.15%	0.00%	5.39	20.81
IND	Mount Isa	8,558	17	2,723		28	11,326	Current membership only	2 years of inactivity	51.86%	0.08%	12.86	6.55
CLS	Murweh	1,418	173	452	29	85	2,157	Current membership only	Not known	44.28%	4.15%	11.26	6.28
CLS	North Burnett	2,272	60	686		64	3,082	Current membership only	2 years of inactivity	28.57%	0.56%	19.78	18.38
CLS	Paroo	1,528	25	424		80	2,057	Current membership only	Not known	105.70%	1.28%	5.70	7.57
CLS	Quilpie	304		58		47	409	Current membership only	2 years of inactivity	40.26%	0.00%	11.01	7.37
IND	Redland	49,873	2,680	18,377	906	5	71,841	Active borrowers	More than 2 years	51.06%	2.55%	19.83	13.94
CLS	Richmond	85					85	Current membership only	More than 2 years	8.84%	0.00%	13.16	5.16
IND	Rockhampton	29,115	624	6,639	47	26	36,451	Current membership only	More than 2 years	31.95%	0.59%	22.75	-
IND	Scenic Rim	10,547	327	3,055	64	43	14,036	Current membership only	Not known	37.51%	1.04%	22.40	-
IND	Somerset	6,636		2,510		45	9,191	Current membership only	Not known	42.54%	0.00%	9.92	13.00
IND	South Burnett	10,451		3,114		106	13,671	Current membership only	2 years of inactivity	42.07%	0.00%	12.13	10.75
IND	Southern Downs	16,135	59	6,017	1	69	22,281	Current membership only	More than 2 years	62.84%	0.17%	14.72	7.22
IND	Sunshine Coast	101,515	8,875	20,481	234	658	131,763	Active borrowers	2 years of inactivity	40.74%	2.82%	28.29	14.76
IND	Tablelands	14,605	79	3,391		37	18,112	Current membership only	2 years of inactivity	39.06%	0.17%	21.80	13.75
IND	Toowoomba	68,164	13	22,380		491	91,048	Active borrowers	Not known	57.23%	0.01%	14.03	5.78
CLS	Torres SC	1,622	61	305		12	2,000	Current membership only	Not known	54.91%	1.67%	3.59	10.67
IND	Townsville	74,586	323	24,540		612	100,061	Current membership only	Not known	55.06%	0.18%	10.31	5.66
CLS	Weipa	1,592		42		2	1,636	Current membership only	Not known	49.28%	0.00%	6.20	-
IND	Western Downs	15,418	587	6,293	90	143	22,531	Active borrowers and users	1 year of inactivity	71.60%	2.15%	10.09	10.23
IND	Whitsunday	18,299	498	4,858	1	45	23,701	Current membership only	More than 2 years	69.31%	1.46%	11.49	-
CLS	Winton	780		129			909	Current membership only	More than 2 years	64.61%	0.00%	14.75	-
	Totals	1,496,475	74,984	391,550	15,582	5,954	1,984,545			44.96%	2.05%	20.41	10.46

Membership - New (2010-11)

Lib Type	Local Government	New Membership Figures						Online Registration	% of borrowers enrolled this year
		Adult Resident	Adult Non Resident	Junior / Young Adult Resident	Junior / Young Adult Non Resident	Institutional	Total New membership		
CLS	Balonne	165		87		4	256		13%
IND	Banana	645		291			936		10%
CLS	Barcaldine	65		15	5		85		8%
CLS	Barcoo	15		6			21		11%
CLS	Blackall-Tambo	20	3	2			25		4%
CLS	Boulia	32					32		22%
IND	Brisbane	56,299	1,406	14,572	168	12	72,457		16%
CLS	Bulloo	24		8			32		9%
IND	Bundaberg*						-		0%
IND	Burdekin	388	104	85		4	581		35%
CLS	Burke	39		6			45		20%
IND	Cairns	8,204	110	2,807		30	11,151		14%
CLS	Carpentaria	115					115		22%
IND	Cassowary Coast	828	39	316		10	1,193		7%
IND	Central Highlands	951	20	322		39	1,332		12%
CLS	Charters Towers	227	11	146	8	7	399		6%
CLS	Cloncurry	84		10			94		9%
CLS	Cook**	62		8		1	71		4%
CLS	Croydon	19		2		1	22		21%
CLS	Diamantina		8				8		15%
CLS	Etheridge	29					29		7%
CLS	Flinders	98	2	87		1	188		28%
IND	Fraser Coast	3,749	134	1,068		7	4,958	Yes	14%
IND	Gladstone	2,896	301	1,035	177	9	4,418		17%
IND	Gold Coast	28,471	1,010	8,248	124	29	37,882		14%
CLS	Goondiwindi	511	59	169	11	6	756		13%
IND	Gympie	1,464	230	699	16	6	2,415	Yes	7%
IND	Hinchinbrook						-		0%
IND	Ipswich	4,026	479	2,460	125	14	7,104	Yes	17%
IND	Isaac	1,763	824	687	199	125	3,598		25%

Membership - New (2010-11)

Lib Type	Local Government	New Membership Figures						Online Registration	% of borrowers enrolled this year
		Adult Resident	Adult Non Resident	Junior / Young Adult Resident	Junior / Young Adult Non Resident	Institutional	Total New membership		
IND	Lockyer Valley	1,105	467	541	28	9	2,150	Yes	12%
IND	Logan	10,931	4,116	5,013	1,397	22	21,479		18%
CLS	Longreach	144	17	41		3	205		5%
IND	Mackay	3,205	92	1,602	11	31	4,941	Yes	11%
CLS	McKinlay	60		1			61		7%
CLS	Maranoa	371	75	57	30	4	537		7%
IND	Moreton Bay	10,621	1,054	4,035	362	37	16,109	Yes	10%
CLS	Mornington	18					18		12%
IND	Mount Isa	983	17	307		3	1,310		12%
CLS	Murweh	177	6	53		4	240		11%
CLS	North Burnett	307	33	98		4	442		14%
CLS	Paroo	71	3	15		2	91		4%
CLS	Quilpie	46		11			57		14%
IND	Redland	5,887	557	2,307	160		8,911	Yes	12%
CLS	Richmond	7		4			11		13%
IND	Rockhampton	3,181	259	904	20	2	4,366	Yes	12%
IND	Scenic Rim	2,146	112	1,195	23	24	3,500	Yes	25%
IND	Somerset	809		315			1,124		12%
IND	South Burnett	1,077		445		30	1,552		11%
IND	Southern Downs	979	13	459		2	1,453		7%
IND	Sunshine Coast	18,949	4,544	8,658	95	136	32,382	Yes	25%
IND	Tablelands	1,451	17	446		2	1,916		11%
IND	Toowoomba	7,407	2	3,459		59	10,927	Yes	12%
CLS	Torres SC	68	24	14			106		5%
IND	Townsville	6,039	20	1,884		43	7,986	Yes	8%
CLS	Weipa	312		5		1	318		19%
IND	Western Downs	1,497	160	733	2	21	2,413	Yes	11%
IND	Whitsunday	1,425	172	301		2	1,900	Yes	8%
CLS	Winton	48		2			50		6%
	Totals	190,510	16,500	66,041	2,961	746	276,758	14	14%

* Data not provided

** Estimate only

Services (2010-11)

Lib Type	Local Government	Current Year Customer / User Satisfaction Survey	Web Site / Web Presence §	Web OPAC / Catalogue	Online request service	Free Internet service for library members	Free Internet Services for non-library members	Corporate / Business service	Participation in SLQ facilitated programs	Provision of access to info services for Aboriginal people and Torres Strait Islanders	Web 2.0 services #	Home library service - number of clients	Mail services - number of clients	Nursing homes, retirement homes, hospitals
CLS	Balonne		Yes						Yes	Yes		32	27	2
IND	Banana		Yes					Yes	Yes	Yes		3		1
CLS	Barcardine		Yes						Yes	Yes		3	24	1
CLS	Barcoo		Yes			Yes	Yes		Yes	Yes			10	10
CLS	Blackall-Tambo		Yes						Yes	Yes				
CLS	Boulia		Yes						Yes	Yes				
IND	Brisbane	Yes	Yes	Yes	Yes	Yes		Yes	Yes	Yes	4	493	99	62
CLS	Bulloo		Yes										4	
IND	Bundaberg	Yes	Yes	Yes	Yes	Yes	Yes		Yes		1	54		15
IND	Burdekin		Yes	Yes	Yes				Yes	Yes	3	3		Bulk loans provided on request
CLS	Burke								Yes	Yes				
IND	Cairns	Yes	Yes	Yes	Yes	Yes			Yes	Yes	1	107		6
CLS	Carpentaria		Yes						Yes			2		
IND	Cassowary Coast		Yes	Yes	Yes	Yes			Yes	Yes				2
IND	Central Highlands	Yes	Yes	Yes	Yes						1	80		2
CLS	Charters Towers	Yes	Yes			Yes - 30 mins free or study			Yes	Yes		16	8	1
CLS	Cloncurry								Yes	Yes				3
CLS	Cook	Yes	Yes						Yes	Yes				
CLS	Croydon		Yes			Yes	Yes		Yes	Yes		4	3	
CLS	Diamantina								Yes					
CLS	Etheridge		Yes						Yes			1	60	1
CLS	Flinders		Yes						Yes					
IND	Fraser Coast	Yes	Yes	Yes	Yes	Yes - 15 min express - Reference & database for YA	Yes - 15 min express - Reference & database for YA		Yes	Yes - Local History Unit	2	186		7
IND	Gladstone	Yes	Yes	Yes		Yes	Yes		Yes	Yes		240		
IND	Gold Coast	Yes	Yes	Yes	Yes	Yes	Yes	Yes	Yes	Yes	6	218		30
CLS	Goondiwindi	Yes	Yes						Yes	Yes		21	11	3
IND	Gympie		Yes	Yes	Yes	Yes	Yes	Yes	Yes	Yes		203		7
IND	Hinchinbrook		Yes			Yes	Yes		Yes	Yes	2			3
IND	Ipswich		Yes	Yes	Yes	Yes		Yes	Yes	Yes	8	227		15
IND	Isaac		Yes						Yes	Yes		10	50	5

Services (2010-11)

Lib Type	Local Government	Current Year Customer / User Satisfaction Survey	Web Site / Web Presence §	Web OPAC / Catalogue	Online request service	Free Internet service for library members	Free Internet Services for non-library members	Corporate / Business service	Participation in SLQ facilitated programs	Provision of access to info services for Aboriginal people and Torres Strait Islanders	Web 2.0 services #	Home library service - number of clients	Mail services - number of clients	Nursing homes, retirement homes, hospitals
IND	Lockyer Valley		Yes	Yes	Yes	Yes	No - \$5.00 Internet card required		Yes	Yes		14	1	5
IND	Logan	Yes	Yes	Yes	Yes	Yes	Yes	Yes	Yes	Yes	5	535		30
CLS	Longreach		Yes						Yes	Yes	2	2		1
IND	Mackay	Yes	Yes	Yes	Yes	Yes - 1.5 hours free per day	Yes - 15 minutes free per day	Yes - Corporate Library; purchase of new resources on behalf of Council Departments	Yes	Yes		171		8
CLS	McKinlay		Yes						Yes			7	3	2
CLS	Maranoa		Yes						Yes	Yes		3	6	4
IND	Moreton Bay	Yes	Yes	Yes	Yes				Yes	Yes	6	887		36
CLS	Mornington								Yes	Yes		1		1
IND	Mount Isa		Yes	Yes	Yes	Yes			Yes	Yes		1	274	7
CLS	Murweh		Yes						Yes	Yes				
CLS	North Burnett		Yes						Yes	Yes		12	3	7
CLS	Paroo		Yes						Yes	Yes		9		
CLS	Quilpie		Yes		Yes	No - patrons over 50 exempt	No - patrons over 50 exempt		Yes				4	
IND	Redland		Yes	Yes	Yes	Yes	Yes	Yes	Yes		3	143	2	5
CLS	Richmond		Yes											
IND	Rockhampton		Yes	Yes	Yes	Yes	Yes		Yes	Yes		248		26
IND	Scenic Rim		Yes	Yes	Yes	Yes	Yes		Yes	Yes		86		
IND	Somerset		Yes	Yes	Yes				Yes	Yes				2
IND	South Burnett	Yes	Yes	Yes	Yes	Yes	Yes		Yes	Yes	1	15		3
IND	Southern Downs		Yes	Yes	Yes				Yes	Yes		20		6
IND	Sunshine Coast		Yes	Yes	Yes	Yes	Yes		Yes	Yes	2	229		59
IND	Tablelands		Yes	Yes	Yes				Yes	Yes		45		2
IND	Toowoomba		Yes	Yes	Yes	Yes	Yes		Yes	Yes	2	157		28
CLS	Torres SC		Yes											
IND	Townsville	Yes	Yes	Yes	Yes	Yes		Yes	Yes	Yes	1	443		17
CLS	Weipa		Yes							Yes				
IND	Western Downs	Yes	Yes	Yes	Yes	Yes	Yes		Yes	Yes	4	6	4	25
IND	Whitsunday	Yes	Yes	Yes	Yes	Yes	Yes - residents only		Yes	Yes		31		3
CLS	Winton		Yes						Yes	Yes	1	12	9	1
Totals		17	55	28	27	23	15	8	54	46	55	4,980	602	454

§ Minimum requirements for web presence include comprehensive details of library services including physical sites, opening hours and contact details.

Staffing (2010-11)

Lib Type	Local Government	Staff FTEs					Staff Comparisons						
		Librarian	Lib Tech	Lib Asst	Other	Total FTE	Pop to qualified staff	Pop to all staff	Lib M'bers to all staff	Issues to all staff	Physical Visits to all staff	Ref Enq to all staff	Opening Hours to All Staff
CLS	Balonne				1.70	1.70		2,851	1,183	17,298	10,808	540	34
IND	Banana	1.00	1.00	8.00		10.00	16,875	1,688	927	6,897			11
CLS	Barcaldine		1.00	3.00	3.00	7.00		482	156	3,626	2,044	75	16
CLS	Barcoo			2.81		2.81		126	70	1,559	2,328		38
CLS	Blackall-Tambo			1.41		1.41		1,467	504	6,602	5,130	27	27
CLS	Boulia				2.00	2.00		224	74	470	1,838		19
IND	Brisbane	102.61	73.35	107.11		283.07	10,257	3,718	1,596	35,664	21,391	1,852	5
CLS	Bulloo			0.70		0.70		534	537	1,936	2,837		33
IND	Bundaberg	3.00		15.30		18.30	31,711	5,198	1,634	52,047			6
IND	Burdekin	2.00		3.93		5.93	9,216	3,108	283	22,095	10,016	416	10
CLS	Burke				1.00	1.00		555	221	1,239	1,800		35
IND	Cairns	11.50		49.00	3.00	63.50	14,292	2,588	1,249	20,696	17,846	589	6
CLS	Carpentaria			1.36		1.36		1,561	391	4,200	4,948		48
IND	Cassowary Coast	3.00		6.73		9.73	10,331	3,185	1,712	18,180	13,049	752	13
IND	Central Highlands	1.00	1.00	9.25	1.00	12.25	32,755	2,674	917	9,753	6,984	94	21
CLS	Charters Towers			1.88	1.00	2.88		4,408	2,171	13,062	10,508	149	13
CLS	Cloncurry			0.90	0.39	1.29		2,620	802	6,571	14,431	158	34
CLS	Cook				5.00	5.00		780	386	5,738		24	12
CLS	Croydon				0.55	0.55		496	195	913		40	36
CLS	Diamantina				0.60	0.60		532	90	317		1,300	165
CLS	Etheridge				2.00	2.00		470	196	981	5,771	58	26
CLS	Flinders				1.00	1.00		1,834	667	7,471	18,750		44
IND	Fraser Coast	6.00	4.00	11.60	0.50	22.10	16,586	4,503	1,576	42,574	12,122	925	7
IND	Gladstone	3.70	1.00	16.30		21.00	16,120	2,840	1,275	24,979	17,173	959	12
IND	Gold Coast	63.00	11.00	67.19	5.01	146.20	8,177	3,524	1,805	47,982	19,982	2,020	5
CLS	Goondiwindi				3.75	3.75		2,983	1,532	10,571	9,577	860	32
IND	Gympie	4.00	2.00	10.54		16.54	12,071	2,919	2,038	25,863	15,165	1,831	8
IND	Hinchinbrook	2.00		1.00	0.90	3.90	6,142	3,149	2,619	20,513			17
IND	Ipswich	14.80	13.00	27.00	7.80	62.60	10,972	2,594	682	18,473	6,889	966	3
IND	Isaac	1.00	1.00	16.00	2.00	20.00	29,614	1,481	722	8,307	8,416	794	12

Staffing (2010-11)

Lib Type	Local Government	Staff FTEs					Staff Comparisons						
		Librarian	Lib Tech	Lib Asst	Other	Total FTE	Pop to qualified staff	Pop to all staff	Lib M'bers to all staff	Issues to all staff	Physical Visits to all staff	Ref Enq to all staff	Opening Hours to All Staff
IND	Lockyer Valley	2.00	1.79	7.25	0.58	11.62	17,817	3,067	1,570	15,308	12,484	307	8
IND	Logan	26.30	2.00	59.00	7.00	94.30	10,554	2,943	1,249	24,880	14,955	4,405	4
CLS	Longreach		0.15	0.50	0.70	1.35		3,184	3,107	12,495		33	69
IND	Mackay	7.00	1.23	25.01	1.00	34.24	16,589	3,391	1,265	24,489	11,672	447	6
CLS	McKinlay			1.02		1.02		925	835	4,784	17,416		49
CLS	Maranoa			6.89	1.40	8.29		1,595	931	6,904	5,572		23
IND	Moreton Bay	22.00	19.00	67.51	10.50	119.01	16,871	3,119	1,395	28,022	13,012	6,505	5
CLS	Mornington			1.00		1.00		1,103	145	781	3,017	19	31
IND	Mount Isa	2.00	2.00	1.00	3.00	8.00	10,919	2,730	1,416	18,213	9,267	647	5
CLS	Murweh			2.46		2.46		1,980	877	9,874	5,507		31
CLS	North Burnett			7.04		7.04		1,532	438	8,661	8,047		23
CLS	Paroo			5.00		5.00		389	411	2,347	3,115		11
CLS	Quilpie				2.00	2.00		508	205	2,252	1,508		14
IND	Redland	14.60	13.44	43.34	6.60	77.98	9,636	1,804	921	18,269	12,841	614	3
CLS	Richmond				0.55	0.55		1,749	155	2,035	798		36
IND	Rockhampton	9.40	1.00	17.43	2.00	29.83	12,139	3,825	1,222	27,794		1,181	8
IND	Scenic Rim	1.00	3.00	7.00	3.00	14.00	37,419	2,673	1,003	22,462	1,425		13
IND	Somerset	1.56		4.23		5.79	13,851	3,732	1,587	15,742	20,631	2,256.48	25
IND	South Burnett	1.00	4.90	6.90		12.80	32,495	2,539	1,068	12,954	11,486	339	18
IND	Southern Downs	3.00		5.50	1.00	9.50	11,819	3,732	2,345	34,512	16,940	420	12
IND	Sunshine Coast	29.64	13.99	48.38	7.20	99.21	10,912	3,260	1,328	37,578	19,609	1,976	6
IND	Tablelands	4.00	1.60	15.33		20.93	11,592	2,215	865	18,864	11,903	1,177	11
IND	Toowoomba	9.80		24.50	3.00	37.30	16,234	4,265	2,441	34,243	14,110	1,402	10
CLS	Torres SC			0.92		0.92		3,959	2,174	7,809	23,191		41
IND	Townsville	14.60	9.20	25.40	8.60	57.80	12,448	3,144	1,731	17,842	9,800	530	3
CLS	Weipa			1.00		1.00		3,320	1,636	10,147	7,574		43
IND	Western Downs	1.00	1.67	9.88	1.00	13.55	31,469	2,322	1,663	16,783	17,017	1,198	22
IND	Whitsunday	2.00	2.00	6.80	1.45	12.25	17,098	2,791	1,935	22,229		431	13
CLS	Winton			1.21		1.21		1,163	751	11,083			31
	Totals	369.51	185.32	762.51	102.78	1,420.12	11,947	3,109	1,397	28,527	14,623	1,876	7

Stock - Acquisitions and Withdrawals (2010-11)

Lib Type	Local Government	ACQUISITIONS				WITHDRAWALS				per capita	
		Lending stock	Reference (Non-lending)	Elec d'base services	Total Acquisitions	Lending stock	Reference (Non-lending)	Elec d'base services	Total Withdrawals	Acq per capita	W'drawals per capita
CLS	Balonne				-				-	-	-
IND	Banana	5,623	10	30	5,663	3,195			3,195	0.34	0.19
CLS	Barcaldine				-				-	-	-
CLS	Barcoo				-				-	-	-
CLS	Blackall-Tambo				-				-	-	-
CLS	Boulia	60	30		90				-	0.20	-
IND	Brisbane	287,114	1,910	9	289,033	174,122	4,982	1	179,105	0.27	0.17
CLS	Bulloo				-				-	-	-
IND	Bundaberg	16,562	13		16,575	49,611	1,856		51,467	0.17	0.54
IND	Burdekin	3,902	30		3,932	14,211			14,211	0.21	0.77
CLS	Burke				-				-	-	-
IND	Cairns	27,020	413	4	27,437	44,765	548	1	45,314	0.17	0.28
CLS	Carpentaria				-				-	-	-
IND	Cassowary Coast	7,824	101		7,925	9,085	826		9,911	0.26	0.32
IND	Central Highlands	5,013		2	5,015	5,602			5,602	0.15	0.17
CLS	Charters Towers				-				-	-	-
CLS	Cloncurry				-				-	-	-
CLS	Cook	938	324		1,262	340	103		443	0.32	0.11
CLS	Croydon	7	2		9		12		12	0.03	0.04
CLS	Diamantina*				-				-	-	-
CLS	Etheridge				-				-	-	-
CLS	Flinders				-				-	-	-
IND	Fraser Coast	16,837		3	16,840	22,117			22,117	0.17	0.22
IND	Gladstone	11,424	4		11,428	14,014	590		14,604	0.19	0.24
IND	Gold Coast	338,932	4,021	26	342,979	238,508	5,840	16	244,364	0.67	0.47
CLS	Goondiwindi				-				-	-	-
IND	Gympie	8,859	180		9,039	13,357	718		14,075	0.19	0.29
IND	Hinchinbrook	3,000			3,000	2,000			2,000	0.24	0.16
IND	Ipswich	34,460		17	34,477	27,085			27,085	0.21	0.17
IND	Isaac	14,916	73	3	14,992	3,286	250		3,536	0.51	0.12

Stock - Acquisitions and Withdrawals (2010-11)

Lib Type	Local Government	ACQUISITIONS				WITHDRAWALS				per capita	
		Lending stock	Reference (Non-lending)	Elec d'base services	Total Acquisitions	Lending stock	Reference (Non-lending)	Elec d'base services	Total Withdrawals	Acq per capita	W'drawals per capita
IND	Lockyer Valley	7,234	22		7,256	6,843	48		6,891	0.20	0.19
IND	Logan	69,706	1,315	10	71,031	86,633	2,394	1	89,028	0.26	0.32
CLS	Longreach	14			14				-	0.00	-
IND	Mackay	23,451	350	3	23,804	23,537	237	1	23,775	0.20	0.20
CLS	McKinlay				-				-	-	-
CLS	Maranoa				-				-	-	-
IND	Moreton Bay	85,867	255	1	86,123	117,369	798	2	118,169	0.23	0.32
CLS	Mornington				-				-	-	-
IND	Mount Isa	1,988	17		2,005	14,793	4		14,797	0.09	0.68
CLS	Murweh				-				-	-	-
CLS	North Burnett				-				-	-	-
CLS	Paroo				-				-	-	-
CLS	Quilpie				-				-	-	-
IND	Redland	47,563	451	2	48,016	49,439	1,735	1	51,175	0.34	0.36
CLS	Richmond				-				-	-	-
IND	Rockhampton	18,258	89	1	18,348	24,207	247		24,454	0.16	0.21
IND	Scenic Rim	8,289	126		8,415	3,290	31		3,321	0.22	0.09
IND	Somerset	6,959			6,959	9,890			9,890	0.32	0.46
IND	South Burnett	6,917	17		6,934	11,360			11,360	0.21	0.35
IND	Southern Downs	4,182			4,182	8,030			8,030	0.12	0.23
IND	Sunshine Coast	73,641	1,039		74,680	90,838	10,537		101,375	0.23	0.31
IND	Tablelands	16,351	135	1	16,487	16,194	162		16,356	0.36	0.35
IND	Toowoomba	31,914	455	1	32,370	28,432	366		28,798	0.20	0.18
CLS	Torres SC				-				-	-	-
IND	Townsville	28,000	912	1	28,913	39,270	2,629	1	41,900	0.16	0.23
CLS	Weipa				-				-	-	-
IND	Western Downs	13,959	18	2	13,979	9,205	36		9,241	0.44	0.29
IND	Whitsunday	8,898		3	8,901	17,265	175		17,440	0.26	0.51
CLS	Winton				-				-	-	-
	CLS Exchange stock	27,996			27,996	31,934			31,934	0.29	0.33
	Totals	1,263,678	12,312	119	1,276,109	1,209,827	35,124	24	1,244,975	0.29	0.27

Stock - Resources (2010-11)

Lib Type	Local Government	Stock - Resources								Issues per Item (Lending Stock)	Lending Stock per capita
		Lending stock	Serial titles	Newspaper titles	Reference (non- lending) stock	Other non lending stock	Elec. Database	e-books	Total Stock		
CLS	Balonne	20,051			207				20,258	1.47	4.14
IND	Banana	59,941	51	5	1,243	329	30		61,599	1.15	3.55
CLS	Barcaldine	9,874	8	4	28	50			9,964	2.57	2.92
CLS	Barcoo	4,898	40		69				5,007	0.89	13.88
CLS	Blackall-Tambo	10,506	4	4	202				10,716	0.89	5.08
CLS	Boulia	2,120		4	100				2,224	0.44	4.73
IND	Brisbane	1,287,600	5,147	174	43,278	1,063	51	10,294	1,347,607	7.84	1.22
CLS	Bulloo	4,860	14		38				4,912	0.28	12.99
IND	Bundaberg	127,140		20	1,101				128,261	7.49	1.34
IND	Burdekin	46,055	113	5	657				46,830	2.84	2.50
CLS	Burke	2,609			48				2,657	0.47	4.70
IND	Cairns	199,614	321	38	9,592		12		209,577	6.58	1.21
CLS	Carpentaria	8,182			156				8,338	0.70	3.85
IND	Cassowary Coast	69,021	76	8	2,430	7	2		71,544	2.56	2.23
IND	Central Highlands	79,106	107	7	909	120	3	343	80,595	1.51	2.42
CLS	Charters Towers	15,068	47	6	343	203	2		15,669	2.50	1.19
CLS	Cloncurry	8,952	20	1	97				9,070	0.95	2.65
CLS	Cook	24,858		3	1,200	510			26,571	1.15	6.38
CLS	Croydon	2,124	7	4	23				2,158	0.24	7.78
CLS	Diamantina	8,573			78				8,651	0.02	26.87
CLS	Etheridge	3,109		4	76	30			3,219	0.63	3.31
CLS	Flinders	5,515	4	2	32				5,553	1.35	3.01
IND	Fraser Coast	224,828	136	12	1,543	1,023	7	507	228,056	4.18	2.26
IND	Gladstone	147,109	157	7	104	2,019			149,396	3.57	2.47
IND	Gold Coast	869,617	597	16	26,253	24,230	91	15,735	936,539	8.07	1.69
CLS	Goondiwindi	20,229	584	2	332				21,147	1.96	1.81
IND	Gympie	97,568	211	10	3,845	3,940	2		105,576	4.38	2.02
IND	Hinchinbrook	39,928	36	4		1,407			41,375	2.00	3.25
IND	Ipswich	264,006	977	12	4,455	2,705	45	2,636	274,836	4.38	1.63
IND	Isaac	98,253	5,628	8	594	228	14	15	104,740	1.69	3.32

Stock - Resources (2010-11)

Lib Type	Local Government	Stock - Resources								Issues per Item (Lending Stock)	Lending Stock per capita
		Lending stock	Serial titles	Newspaper titles	Reference (non- lending) stock	Other non lending stock	Elec. Database	e-books	Total Stock		
IND	Lockyer Valley	53,473	191	8	625		2	238	54,537	3.33	1.50
IND	Logan	562,776	1,125	17	22,075	609	45	1,057	587,704	4.17	2.03
CLS	Longreach	7,807	5	1	232	8			8,053	2.16	1.82
IND	Mackay	160,830	166	17	8,466	1,419	6	100	171,004	5.21	1.38
CLS	McKinlay	4,200							4,200	1.16	4.45
CLS	Maranoa	48,784	16	1	1,100				49,901	1.17	3.69
IND	Moreton Bay	637,560	341	23	9,103	804	3		647,834	5.23	1.72
CLS	Mornington	2,626			13				2,639	0.30	2.38
IND	Mount Isa	60,301	79	5	830	541	1	250	62,007	2.42	2.76
CLS	Murweh	14,310	10		65				14,385	1.70	2.94
CLS	North Burnett	23,870	30	4	318	48			24,270	2.55	2.21
CLS	Paroo	10,723			142				10,865	1.09	5.51
CLS	Quilpie	5,078		1	39				5,118	0.89	5.00
IND	Redland	253,433	360	17	8,631		7	864	263,312	5.62	1.80
CLS	Richmond	2,673			37				2,710	0.42	2.78
IND	Rockhampton	266,673	255	17	21,869		4		288,818	3.11	2.34
IND	Scenic Rim	111,354	175	21	2,771	104			114,425	2.82	2.98
IND	Somerset	32,433	51	6		198			32,688	2.81	1.50
IND	South Burnett	82,862	84	6	702	141	1		83,796	2.00	2.55
IND	Southern Downs	106,535	101	9	874				107,519	3.08	3.00
IND	Sunshine Coast	472,249	594	117	10,328	16,422	10	1,117	500,837	7.89	1.46
IND	Tablelands	120,144	143	6	603	170	1		121,067	3.29	2.59
IND	Toowoomba	342,325	277	26	6,319	14,345	15		363,307	3.73	2.15
CLS	Torres SC	7,516			58				7,574	0.96	2.06
IND	Townsville	231,185	236	13	9,060	4,014	22		244,530	4.46	1.27
CLS	Weipa	19,402			556				19,958	0.52	5.84
IND	Western Downs	84,213	325	8	508	643	4		85,701	2.70	2.68
IND	Whitsunday	77,104	60	7	475		4	426	78,076	3.53	2.25
CLS	Winton	6,166	5		56				6,227	2.17	4.38
	Totals	7,569,919	18,914	690	204,888	77,330	384	33,582	7,905,707	5.35	1.71

Stock - Usage (2010-11)

Lib Type	Local Government	Loans and Usage										per capita			
		Patron Visits	Issues	Turnover Rate	Reference enquiries	Reserves	Interlibrary loan requests placed	Interlibrary loan items received	Interlibrary loan requests received	Interlibrary loan items supplied	Maximum Personal Borrowing limit	Issues per capita	Loans per visit	Ref. enq. per capita	Visits per capita
CLS	Balonne	18,374	29,406	1.47	918	3,507	1,429	1,483	19	13	6	6.07	1.60	0.19	3.79
IND	Banana*		68,971	1.15		5,252	62	53			20	4.09			
CLS	Barcaldine	14,309	25,381	2.57	527	760	2,704	2,030	204	159	20	7.52	1.77	0.16	4.24
CLS	Barcoo	6,541	4,380	0.89			24	24			8	12.41	0.67		18.53
CLS	Blackall-Tambo	7,234	9,309	0.89	38	663	304	161	129	30	10	4.50	1.29	0.02	3.50
CLS	Boulia	3,676	940	0.44			32	15				2.10	0.26		8.21
IND	Brisbane	6,055,209	10,095,483	7.84	524,232	794,205	4,037	2,637	5,267	3,715	20	9.59	1.67	0.50	5.75
CLS	Bulloo	1,986	1,355	0.28			93				10	3.62	0.68		5.31
IND	Bundaberg*		952,460	7.49		46,744	320	298	20	20	10	10.01			
IND	Burdekin	59,396	131,021	2.84	2,464	5,254	1,007	974	1,487	1,375	12	7.11	2.21	0.13	3.22
CLS	Burke	1,800	1,239	0.47			91				10	2.23	0.69		3.24
IND	Cairns	1,133,235	1,314,218	6.58	37,406	212,018	2,435	2,191	2,516	2,114	10	8.00	1.16	0.23	6.90
CLS	Carpentaria	6,729	5,712	0.70			1,070				4	2.69	0.85		3.17
IND	Cassowary Coast	126,966	176,892	2.56	7,317	12,731	1,724	1,659		158	10	5.71	1.39	0.24	4.10
IND	Central Highlands	85,550	119,469	1.51	1,152	6,838	72	45	15	12	20	3.65	1.40	0.04	2.61
CLS	Charters Towers	30,263	37,618	2.50	429	3,538	1,246	950	481	480	12	2.96	1.24	0.03	2.38
CLS	Cloncurry	18,616	8,476	0.95	204	3,019	880	868			10	2.51	0.46	0.06	5.51
CLS	Cook*		28,690	1.15	118		1,155	1,067	424	398	18	7.36		0.03	
CLS	Croydon*		502	0.24	22		235	230			10	1.84		0.08	
CLS	Diamantina*		190	0.02	780		133				12	0.60		2.45	
CLS	Etheridge	11,541	1,962	0.63	115	105	151	117	6	6	20	2.09	0.17	0.12	12.29
CLS	Flinders	18,750	7,471	1.35		7	976				10	4.07			10.22
IND	Fraser Coast	267,896	940,881	4.18	20,444	103,965	1,806	1,549	2,194	1,594	20	9.45	3.51	0.21	2.69
IND	Gladstone	360,628	524,562	3.57	20,131	42,412	370	279	85	85	20	8.79	1.45	0.34	6.05
IND	Gold Coast	2,921,367	7,014,929	8.07	295,269	803,012	6,293	5,426	3,405	2,145	50	13.62	2.40	0.57	5.67
CLS	Goondiwindi	35,914	39,641	1.96	3,224	3,190	1,487	1,449	449	327	10	3.54	1.10	0.29	3.21
IND	Gympie	250,835	427,773	4.38	30,284	22,055	1,632	1,447	342	300	15	8.86	1.71	0.63	5.20
IND	Hinchinbrook*		80,000	2.00		1,598	602		980		16	6.51			
IND	Ipswich	431,272	1,156,409	4.38	60,445	30,260	1,094	894	4,948	3,220	20	7.12	2.68	0.37	2.66
IND	Isaac	168,322	166,139	1.69	15,876	6,256	5,558	4,242	3,458	2,996	10	5.61	0.99	0.54	5.68

Stock - Usage (2010-11)

Lib Type	Local Government	Loans and Usage										per capita			
		Patron Visits	Issues	Turnover Rate	Reference enquiries	Reserves	Interlibrary loan requests placed	Interlibrary loan items received	Interlibrary loan requests received	Interlibrary loan items supplied	Maximum Personal Borrowing limit	Issues per capita	Loans per visit	Ref. enq. per capita	Visits per capita
IND	Lockyer Valley	145,059	177,879	3.33	3,562	19,860	953	813	725	606	15	4.99	1.23	0.10	4.07
IND	Logan	1,410,303	2,346,200	4.17	415,419	1,072,885	1,151	986	2,398	2,002	20	8.45	1.66	1.50	5.08
CLS	Longreach*		16,868	2.16	45	1,032	461	295	143	46	5	3.92		0.01	
IND	Mackay	399,643	838,510	5.21	15,314	56,148	1,910	1,619	999	679	20	7.22	2.10	0.13	3.44
CLS	McKinlay	17,764	4,880	1.16			249	163				5.17	0.27		18.82
CLS	Maranoa	46,188	57,232	1.17		3,018	2,303				10	4.33	1.24		3.49
IND	Moreton Bay	1,548,592	3,334,857	5.23	774,150	249,513	2,987	2,355	2,867	2,287	30	8.98	2.15	2.09	4.17
CLS	Mornington	3,017	781	0.30	19		235				8	0.71	0.26		2.74
IND	Mount Isa	74,137	145,700	2.42	5,175	2,253	107	77			20	6.67	1.97	0.24	3.39
CLS	Murweh	13,548	24,290	1.70		1,053	774	763	130	123	25	4.99	1.79		2.78
CLS	North Burnett	56,652	60,972	2.55		5,913	1,399				8	5.65	1.08		5.25
CLS	Paroo	15,575	11,735	1.09		399	398		311		10	6.03	0.75		8.00
CLS	Quilpie	3,015	4,503	0.89		153	176	108	46	31	20	4.43	1.49		2.97
IND	Redland	1,001,336	1,424,619	5.62	47,845	245,159	2,293	1,789	1,188	492	20	10.13	1.42	0.34	7.12
CLS	Richmond	439	1,119	0.42		182	27				15	1.16	2.55		0.46
IND	Rockhampton*		829,089	3.11	35,237	43,947	1,591	1,365	144	130	6	7.27		0.31	
IND	Scenic Rim**	19,944	314,468	2.82		39,029	535	501	38	38	20	8.40			0.53
IND	Somerset	119,456	91,146	2.81	13,065	9,579	1,023	1,011	7	7	15	4.22	0.76	0.60	5.53
IND	South Burnett	147,026	165,815	2.00	4,336	15,571	1,935		302		10	5.10	1.13	0.13	4.52
IND	Southern Downs	160,930	327,866	3.08	3,987	20,644	576	559	26	26	15	9.25	2.04	0.11	4.54
IND	Sunshine Coast	1,945,443	3,728,152	7.89	196,053	521,075	4,443	3,480	4,365	2,604	30	11.53	1.92	0.61	6.02
IND	Tablelands	249,121	394,820	3.29	24,635	47,781	2,131	2,081	995	804	35	8.52	1.58	0.53	5.37
IND	Toowoomba	526,285	1,277,252	3.73	52,302	105,370	1,581	1,458	2,297	1,186	15	8.03	2.43	0.33	3.31
CLS	Torres	21,336	7,184	0.96		95	154				10	1.97	0.34		5.86
IND	Townsville	566,455	1,031,288	4.46	30,628	87,035	1,944	1,285	1,144	351	25	5.67	1.82	0.17	3.12
CLS	Weipa	7,574	10,147	0.52		143	124				10	3.06	1.34		2.28
IND	Western Downs	230,587	227,414	2.70	16,236	10,581	720	692	425	94	30	7.23	0.99	0.52	7.33
IND	Whitsunday*		272,300	3.53	5,275	9,187	1,754	1,738	725	652	20	7.96		0.15	
CLS	Winton*		13,410	2.17		596	1,197				10	9.53			
	Totals	20,765,834	40,511,975	5.35	2,664,678	4,675,590	74,153	53,537	45,393	31,305		9.18	1.95	0.60	4.70

N.B. Where supplied, Reference Enquiries Sample Period data is multiplied by 6.5 to provide estimated annual enquiries

* Visitor numbers not provided

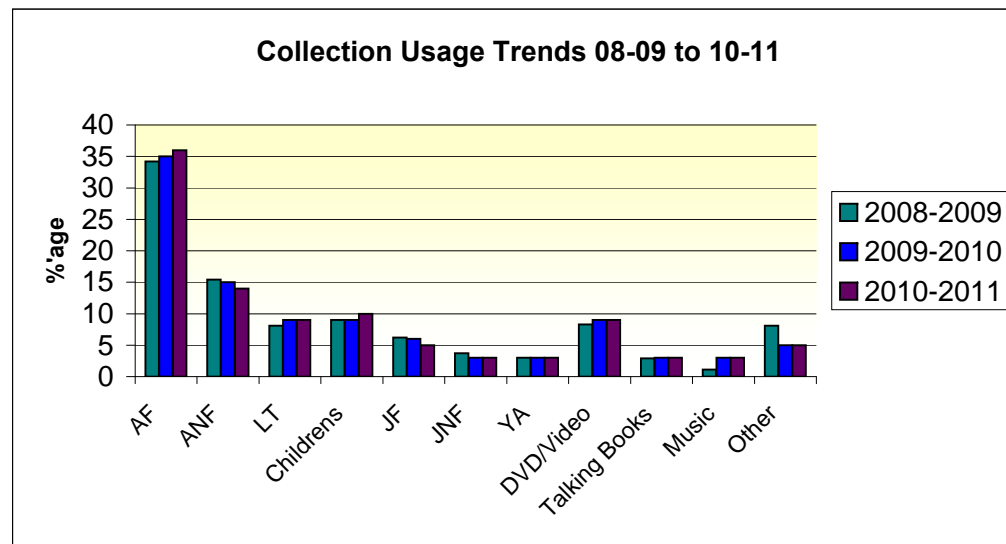
** Scenic Rim - mobile service visitors only

Stock - Collection Usage (2010-11)

Lib Type	Local Government	Collection Performance										
		Adult Fiction	Adult Non Fiction	Large Type	Childrens (easy readers, picture books, read-along)	Junior Fiction	Junior Non Fiction	Young Adult	DVD / Video	Talking Books (all formats)	Music	Other
CLS	Balonne	43%	13%	7%	9%	5%	2%	4%	7%	4%		6%
IND	Banana	33%	19%	10%	8%	7%	7%	4%	4%	2%	2%	4%
CLS	Barcaldine	56%	7%	9%	7%	4%	1%	2%	10%	3%		3%
CLS	Barcoo	40%	22%	10%	8%	5%	3%		6%			6%
CLS	Blackall-Tambo	55%	10%	13%	6%	3%	1%	2%	5%	3%		3%
CLS	Boulia	59%	19%	4%	8%	0%	2%	1%	7%	1%		0%
IND	Brisbane	24%	15%	4%	12%	10%		4%	13%	2%	4%	14%
CLS	Bulloo	54%	8%	8%	1%	4%	2%	2%	8%	1%		12%
IND	Bundaberg	30%	21%	12%	6%	6%	5%	3%	7%	3%	3%	4%
IND	Burdekin	42%	11%	10%	10%	5%	2%	2%	9%	1%	2%	6%
CLS	Burke	47%	15%	13%	10%	3%	2%		9%	2%		
IND	Cairns	28%	14%	8%	9%	7%	2%	3%	17%	3%	6%	4%
CLS	Carpentaria	51%	13%	6%	7%	4%	2%	2%	8%	3%		4%
CLS	Charters Towers	43%	11%	13%	10%	5%	2%	2%	4%	4%		7%
CLS	Cloncurry	44%	7%	19%	8%	3%	2%	2%	4%	4%		7%
CLS	Cook	47%	16%	4%	7%	4%	2%	2%	8%	1%		10%
CLS	Croydon	26%	22%	2%	17%	4%	0%	0%	13%			14%
CLS	Etheridge	40%	16%	19%	7%	1%	1%	2%	10%	1%		3%
CLS	Flinders	41%	11%	14%	7%	6%	4%	3%	7%	4%		5%
IND	Fraser Coast	26%	32%	9%	4%	7%	6%	3%	4%	3%	1%	5%
IND	Gold Coast	21%	24%	5%	8%	6%	5%	4%	14%	3%	4%	7%
CLS	Goondiwindi	36%	11%	9%	14%	7%	3%	2%	7%	5%		7%
IND	Gympie	32%	20%	13%	8%	4%	2%	2%	14%	2%	2%	1%
IND	Ipswich	28%	14%	7%	12%	8%	4%	3%	9%	10%	1%	4%
IND	Isaac	20%	8%	10%	20%	6%	6%	11%	6%	12%	1%	2%
IND	Lockyer Valley	33%	14%	8%	14%	6%	2%	4%	12%	3%	4%	1%
IND	Logan	25%	15%	8%	14%	7%	4%	4%	11%	3%	3%	8%
CLS	Longreach	44%	9%	13%	10%	5%	2%	1%	6%	6%		4%
IND	Mackay	28%	13%	10%	13%	10%	2%	5%	10%	3%	5%	1%
CLS	McKinlay	42%	9%	4%	17%	2%	2%	1%	14%	4%		5%
CLS	Maranoa	43%	12%	12%	8%	5%	2%	2%	7%	3%		7%
IND	Moreton Bay	30%	11%	9%	10%	7%	2%	2%	15%	2%	4%	8%
CLS	Mornington	53%	15%	14%	1%	0%	0%	1%	8%	1%		8%
IND	Mt Isa	16%	9%	2%	16%	6%	3%	3%	21%	3%	5%	16%
CLS	Murweh	42%	13%	13%	10%	6%	3%	3%	4%	2%		3%

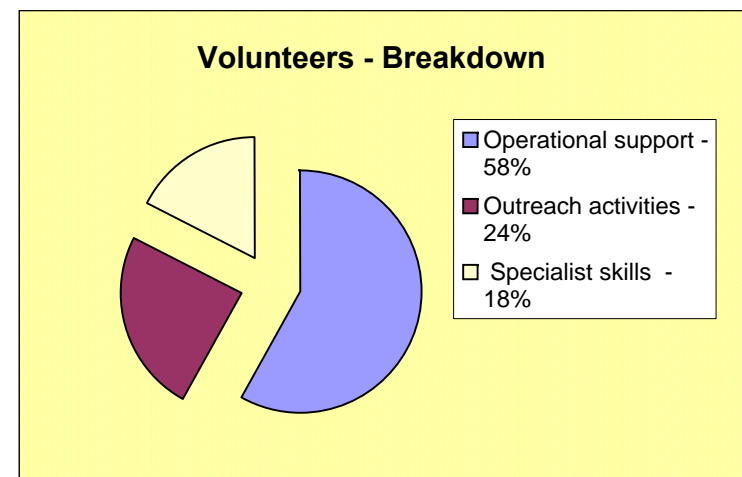
Stock - Collection Usage (2010-11)

Lib Type	Local Government	Collection Performance										
		Adult Fiction	Adult Non Fiction	Large Type	Childrens (easy readers, picture books, read-along)	Junior Fiction	Junior Non Fiction	Young Adult	DVD / Video	Talking Books (all formats)	Music	Other
CLS	North Burnett	42%	11%	18%	8%	4%	2%	2%	7%	2%		4%
CLS	Paroo	43%	7%	15%	7%	4%	2%	1%	4%	9%		8%
CLS	Quilpie	40%	10%	6%	9%	4%	1%	2%	11%	7%		10%
IND	Redland	27%	16%	11%	14%	8%	3%	5%	11%	2%	3%	0%
IND	Scenic Rim	36%	14%	8%	10%	5%	3%	2%	15%	2%	1%	3%
IND	Somerset	46%	12%	9%	11%	5%	1%	2%	6%	3%	1%	5%
IND	South Burnett	46%	18%	10%	8%	6%	2%	3%	5%	2%	0%	1%
IND	Sunshine Coast	19%	23%	7%	9%	6%	7%	4%	5%	2%	3%	15%
IND	Tablelands	32%	23%	6%	8%	8%	4%	3%	9%	2%	3%	1%
CLS	Torres	40%	13%	4%	16%	4%	1%	1%	13%	1%		7%
IND	Townsville	29%	15%	8%	13%	5%	3%	4%	11%	0%	3%	9%
IND	Western Downs	31%	8%	4%	12%	5%	1%	3%	21%	2%	4%	7%
IND	Whitsunday	36%	14%	3%	11%	6%	2%	3%	17%	1%	2%	6%
IND	Winton	39%	12%	21%	8%	3%	2%	1%	5%	5%		2%
	Overall Average	36%	14%	9%	10%	5%	3%	3%	9%	3%	3%	5%

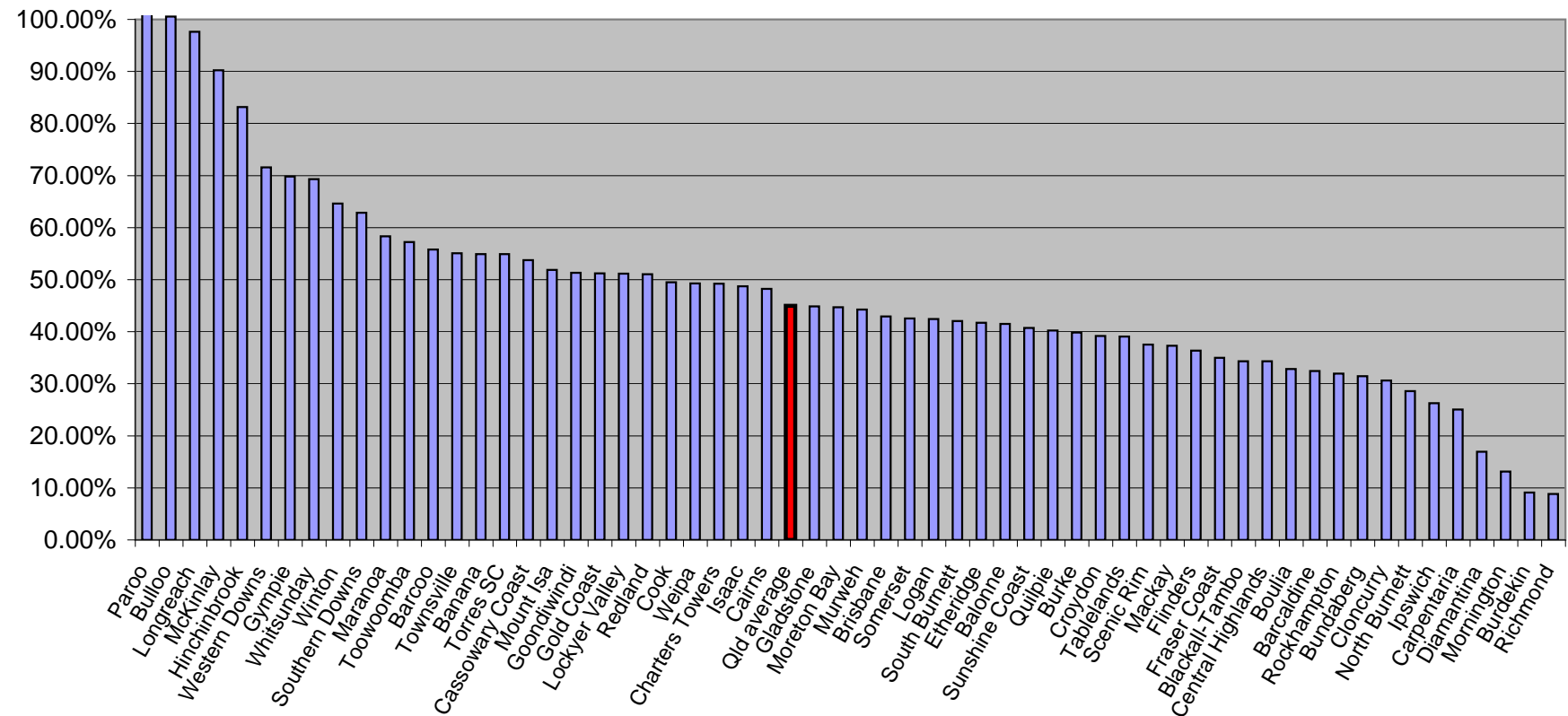


Volunteers and Trainees (2010-11)

Lib Type	Local Government	Volunteers - number	Hours per week	%'age Operational support	%'age Outreach activities	%'age Specialist skills	Trainees - number	Hours per week
IND	Banana	3	9:00	100%				
CLS	Barcaldine	1	2:00				1	7:00
CLS	Barcoo	1	2:00	100%				
CLS	Blackall-Tambo	1	3:00	100%				
IND	Brisbane						3	24:00
IND	Bundaberg	1	3:30					
IND	Burdekin	3	3:00				2	74:30
IND	Cairns	22		5%	80%	15%		
CLS	Carpentaria	1	15:00				2	35:00
IND	Cassowary Coast	1	0:50	50%	50%		1	36:15
IND	Central Highlands	4	8:00	75%	25%		3	79:45
CLS	Charters Towers							
CLS	Flinders	3	5:00			100%		
IND	Fraser Coast	165	200:00	40%	10%	50%		
IND	Gladstone	30	59:00					
IND	Gold Coast	16	108:51	89%	11%			
CLS	Goondiwindi	2	1:00		100%			
IND	Gympie	70	140:00				3	51:15
IND	Hinchinbrook							
IND	Ipswich	30	74:00	51%	49%			
IND	Lockyer Valley	3	6:00	90%	10%			
IND	Logan	120	78:00	31%	69%		5	160:00
IND	Mackay	73	68:45				3	87:80
CLS	Maranoa	2	15:30	89%		11%		
IND	Moreton Bay	373	469:30	84%	8%	8%		
IND	Mount Isa	3	5:00	100%			1	36:25
CLS	North Burnett	1	1:00	100%			3	85:00
IND	Redland						3	108:45
IND	Rockhampton	33	99:00	74%	26%			
IND	Scenic Rim	2	6:00		100%		1	7:15
IND	Somerset	10	30:00	100%			4	34:00
IND	South Burnett	24	52:00	93%	1%	6%	3	50:45
IND	Southern Downs	3	8:00	90%	10%			
IND	Sunshine Coast	576	316:00	25%	18%	57%	8	174:00
IND	Tablelands	15					1	36:15
IND	Toowoomba	87	180:00		100%		3	79:75
CLS	Torres							
IND	Townsville	1	8:00		100%		3	
IND	Western Downs	19	27:00	53%	47%		1	36:25
IND	Whitsunday	2	7:00	100%			3	51:25
	Totals	1,701	2010:56	58%	24%	18%	57	1088:00

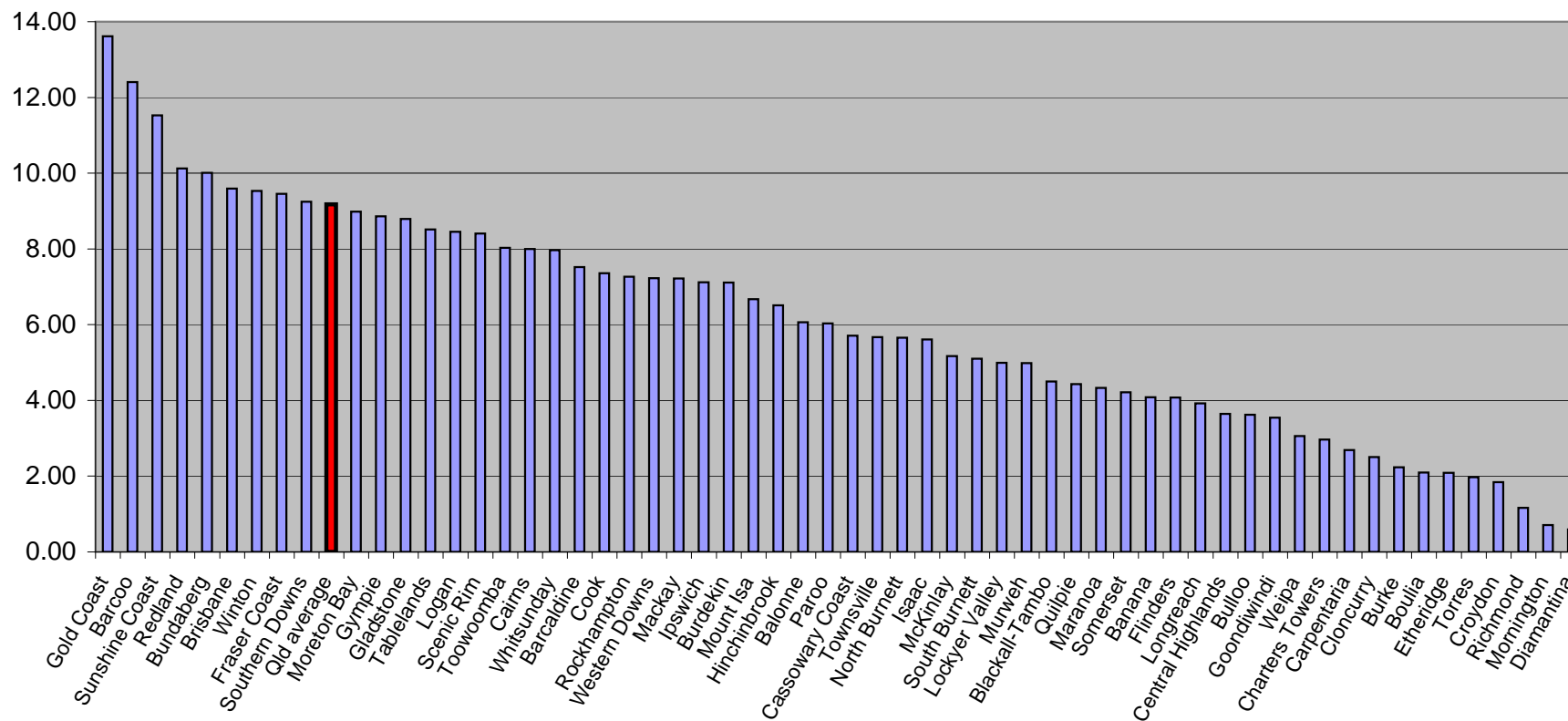


Members as % of pop 2010-2011



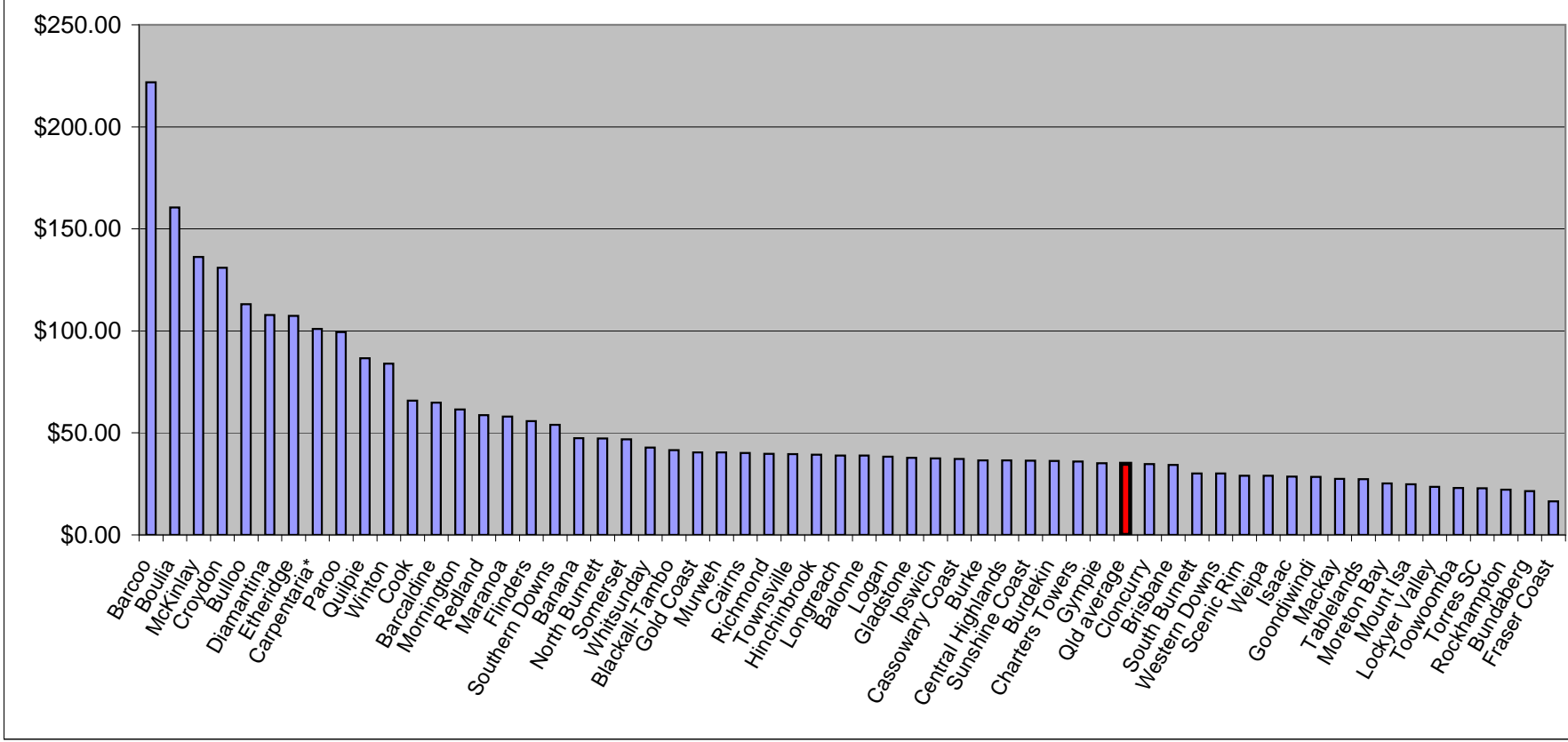
QLD Average - 44.96%

Issues per capita 2010-2011



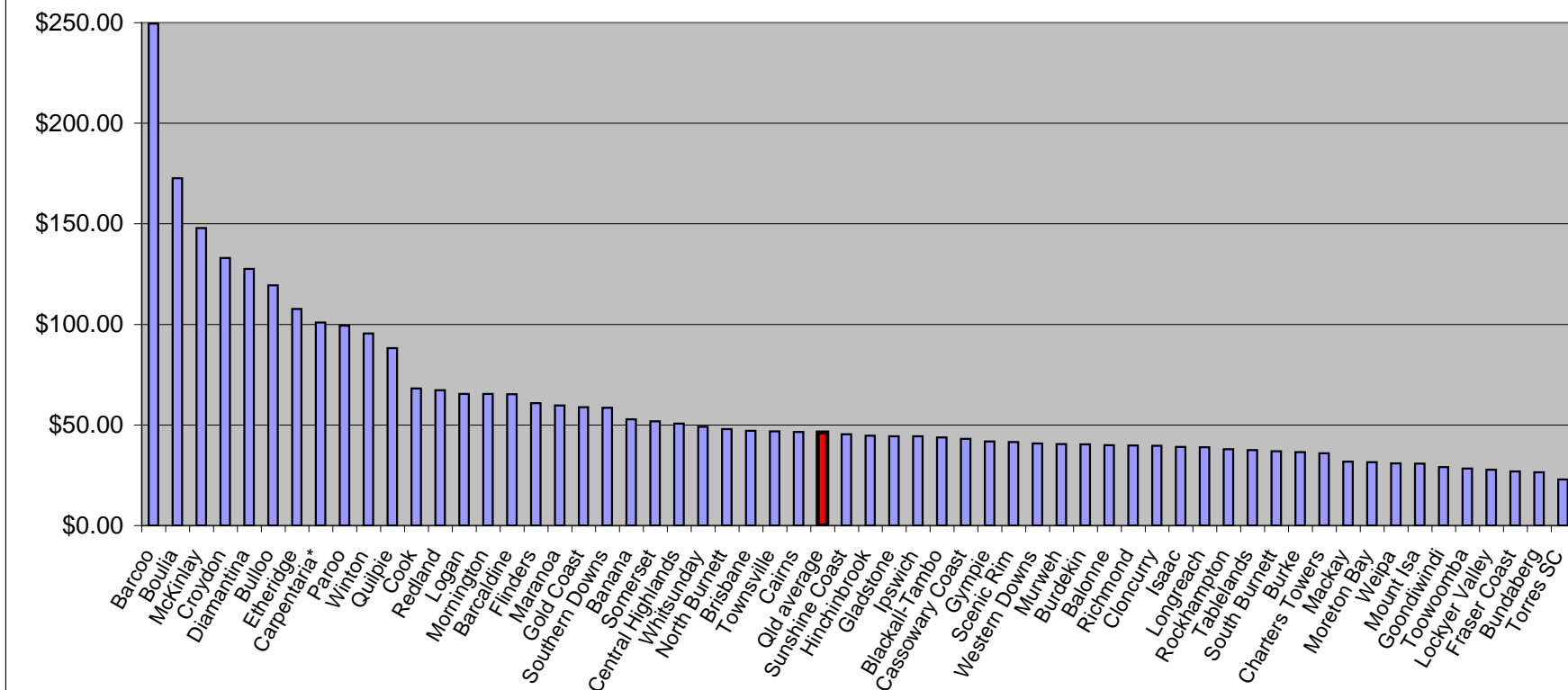
QLD Average - 9.18

Operating Expenditure per Capita 2010-2011



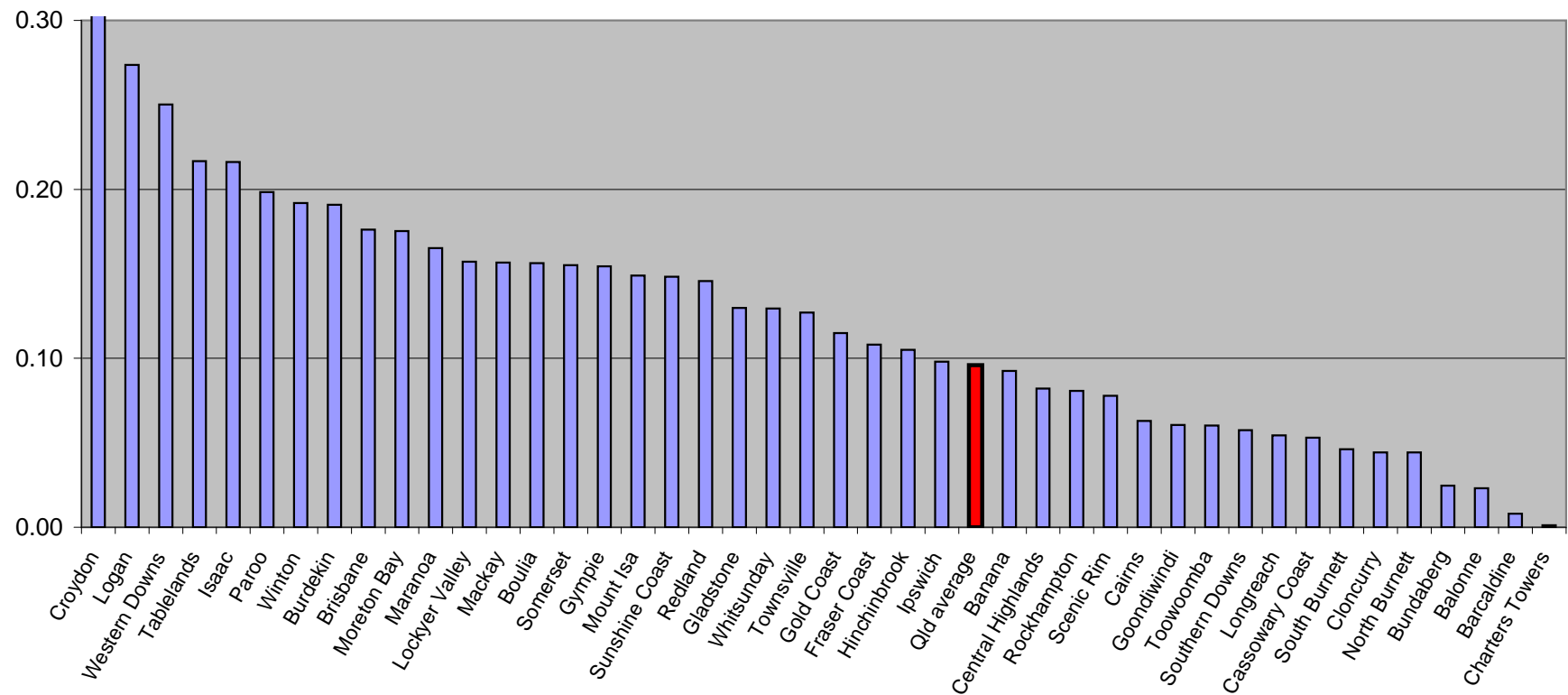
QLD Average - \$34.85

Total Expenditure per Capita 2010-2011



QLD Average - \$46.20

Events & Programs - Attendance per Capita 2010-2011



QLD Average - 0.10

App. 1 Library Events and Programs - by category (2010-11)

Totals	Total annual number of programs & events	Programs delivered in partnership with community & government organisations	Total annual number of attendees	Total annual hours of programming
	Number	Number	Number	Hours
Digital Literacy Programs (including technology, computer, Web 2.0 and Internet programs)	5,086	151	22,395	5,844
Early and Family Literacy Programs (including reading programs, school holiday programs, story-time sessions)	16,834	245	475,703	19,753
Young Adult Literacy Programs (not included in L.2, targeted at age group 13 to 18)	1,094	52	16,697	2,112
Adult Literacy Programs (including programs for beginning adult readers and lifelong learning)	4,027	434	66,559	6,508
Multicultural Awareness Programs (including Harmony Day, Multicultural Festivals)	354	52	7,259	443
Other Public Events & Learning Programs not included in categories L.1, L.2, L.3, L.4 & L.5	2,840	271	43,281	3,278
	30,235	1,205	631,894	37,938

Balonne Shire Council	Total annual number of programs & events	Programs delivered in partnership with community & government organisations	Total annual number of attendees	Total annual hours of programming	Comments / Remarks
	Number	Number	Number	Hours	
Digital Literacy Programs (including technology, computer, Web 2.0 and Internet programs)					
Early and Family Literacy Programs (including reading programs, school holiday programs, story-time sessions)	8	4	112	12	
Young Adult Literacy Programs (not included in L.2, targeted at age group 13 to 18)					
Adult Literacy Programs (including programs for beginning adult readers and lifelong learning)					
Multicultural Awareness Programs (including Harmony Day, Multicultural Festivals)					
Other Public Events & Learning Programs not included in categories L.1, L.2, L.3, L.4 & L.5					
Totals	8	4	112	12	

App. 1 Library Events and Programs - by category (2010-11)

Banana Shire Council	Total annual number of programs & events	Programs delivered in partnership with community & government organisations	Total annual number of attendees	Total annual hours of programming	Comments / Remarks
	Number	Number	Number	Hours	
Digital Literacy Programs (including technology, computer, Web 2.0 and Internet programs)	28		135	168	Basic computer lessons offered
Early and Family Literacy Programs (including reading programs, school holiday programs, story-time sessions)	131		1,426	264	Storytelling x 2 a week, Lapsit x 1 a week, School holiday activities, Summer Reading Club
Young Adult Literacy Programs (not included in L.2, targeted at age group 13 to 18)					
Adult Literacy Programs (including programs for beginning adult readers and lifelong learning)					
Multicultural Awareness Programs (including Harmony Day, Multicultural Festivals)					
Other Public Events & Learning Programs not included in categories L.1, L.2, L.3, L.4 & L.5					
Totals	159	0	1,561	432	

Barcaldine Regional Council	Total annual number of programs & events	Programs delivered in partnership with community & government organisations	Total annual number of attendees	Total annual hours of programming	Comments / Remarks
	Number	Number	Number	Hours	
Digital Literacy Programs (including technology, computer, Web 2.0 and Internet programs)	3		18	45	
Early and Family Literacy Programs (including reading programs, school holiday programs, story-time sessions)	2		9		
Young Adult Literacy Programs (not included in L.2, targeted at age group 13 to 18)					
Adult Literacy Programs (including programs for beginning adult readers and lifelong learning)					
Multicultural Awareness Programs (including Harmony Day, Multicultural Festivals)					
Other Public Events & Learning Programs not included in categories L.1, L.2, L.3, L.4 & L.5					
Totals	5	0	27	45	

App. 1 Library Events and Programs - by category (2010-11)

Barcoo Shire Council	Total annual number of programs & events	Programs delivered in partnership with community & government organisations	Total annual number of attendees	Total annual hours of programming	Comments / Remarks
	Number	Number	Number	Hours	
Digital Literacy Programs (including technology, computer, Web 2.0 and Internet programs)					
Early and Family Literacy Programs (including reading programs, school holiday programs, story-time sessions)					
Young Adult Literacy Programs (not included in L.2, targeted at age group 13 to 18)					
Adult Literacy Programs (including programs for beginning adult readers and lifelong learning)					
Multicultural Awareness Programs (including Harmony Day, Multicultural Festivals)					
Other Public Events & Learning Programs not included in categories L.1, L.2, L.3, L.4 & L.5	1	1			Stats have not been collected for the Broad Band For Seniors program which operate in Jundah & Stonehenge
Totals	1	1	0	0	

Boulia Shire Council	Total annual number of programs & events	Programs delivered in partnership with community & government organisations	Total annual number of attendees	Total annual hours of programming	Comments / Remarks
	Number	Number	Number	Hours	
Digital Literacy Programs (including technology, computer, Web 2.0 and Internet programs)					
Early and Family Literacy Programs (including reading programs, school holiday programs, story-time sessions)	52		70	20	
Young Adult Literacy Programs (not included in L.2, targeted at age group 13 to 18)					
Adult Literacy Programs (including programs for beginning adult readers and lifelong learning)					
Multicultural Awareness Programs (including Harmony Day, Multicultural Festivals)					
Other Public Events & Learning Programs not included in categories L.1, L.2, L.3, L.4 & L.5	5				
Totals	57	0	70	20	

App. 1 Library Events and Programs - by category (2010-11)

Brisbane City Council	Total annual number of programs & events	Programs delivered in partnership with community & government organisations	Total annual number of attendees	Total annual hours of programming	Comments / Remarks
	Number	Number	Number	Hours	
Digital Literacy Programs (including technology, computer, Web 2.0 and Internet programs)	1,689	3	5,585	1,689	
Early and Family Literacy Programs (including reading programs, school holiday programs, story-time sessions)	4,275	1	149,988	5,700	
Young Adult Literacy Programs (not included in L.2, targeted at age group 13 to 18)	41	2	625	500	Library and homework clubs
Adult Literacy Programs (including programs for beginning adult readers and lifelong learning)	171	6	4,013	256	Adult lifelong learning programs
Multicultural Awareness Programs (including Harmony Day, Multicultural Festivals)	230	1	4,032	230	
Other Public Events & Learning Programs not included in categories L.1, L.2, L.3, L.4 & L.5	1,229		21,221	1,843	
Totals	7,635	13	185,464	10,218	

Bulloo Shire Council	Total annual number of programs & events	Programs delivered in partnership with community & government organisations	Total annual number of attendees	Total annual hours of programming	Comments / Remarks
	Number	Number	Number	Hours	
Digital Literacy Programs (including technology, computer, Web 2.0 and Internet programs)					
Early and Family Literacy Programs (including reading programs, school holiday programs, story-time sessions)	2				Council Holds a School Holiday Programs at Easter and Christmas Holidays.
Young Adult Literacy Programs (not included in L.2, targeted at age group 13 to 18)					
Adult Literacy Programs (including programs for beginning adult readers and lifelong learning)					
Multicultural Awareness Programs (including Harmony Day, Multicultural Festivals)					
Other Public Events & Learning Programs not included in categories L.1, L.2, L.3, L.4 & L.5					
Totals	2	0	0	0	

App. 1 Library Events and Programs - by category (2010-11)

Bundaberg Regional Council	Total annual number of programs & events	Programs delivered in partnership with community & government organisations	Total annual number of attendees	Total annual hours of programming	Comments / Remarks
	Number	Number	Number	Hours	
Digital Literacy Programs (including technology, computer, Web 2.0 and Internet programs)	2		66	24	Introduction to WWW & Introduction to Email
Early and Family Literacy Programs (including reading programs, school holiday programs, story-time sessions)	4		1,520	1,520	Baby Time, Under Fives, Story Telling & Holiday Activities
Young Adult Literacy Programs (not included in L.2, targeted at age group 13 to 18)					
Adult Literacy Programs (including programs for beginning adult readers and lifelong learning)	2		160	21	Book Chat
Multicultural Awareness Programs (including Harmony Day, Multicultural Festivals)					
Other Public Events & Learning Programs not included in categories L.1, L.2, L.3, L.4 & L.5	12		600	10	
Totals	20	0	2,346	1,575	

Burdekin Shire Council	Total annual number of programs & events	Programs delivered in partnership with community & government organisations	Total annual number of attendees	Total annual hours of programming	Comments / Remarks
	Number	Number	Number	Hours	
Digital Literacy Programs (including technology, computer, Web 2.0 and Internet programs)	16		186	32	
Early and Family Literacy Programs (including reading programs, school holiday programs, story-time sessions)	142	8	2,240	290	
Young Adult Literacy Programs (not included in L.2, targeted at age group 13 to 18)	3	3	152	6	
Adult Literacy Programs (including programs for beginning adult readers and lifelong learning)					
Multicultural Awareness Programs (including Harmony Day, Multicultural Festivals)					
Other Public Events & Learning Programs not included in categories L.1, L.2, L.3, L.4 & L.5	32	28	940	40	
Totals	193	39	3,518	368	

App. 1 Library Events and Programs - by category (2010-11)

Cairns Regional Council	Total annual number of programs & events	Programs delivered in partnership with community & government organisations	Total annual number of attendees	Total annual hours of programming	Comments / Remarks
	Number	Number	Number	Hours	
Digital Literacy Programs (including technology, computer, Web 2.0 and Internet programs)	68		175	262	
Early and Family Literacy Programs (including reading programs, school holiday programs, story-time sessions)	407		10,117	411	
Young Adult Literacy Programs (not included in L.2, targeted at age group 13 to 18)					
Adult Literacy Programs (including programs for beginning adult readers and lifelong learning)					
Multicultural Awareness Programs (including Harmony Day, Multicultural Festivals)					
Other Public Events & Learning Programs not included in categories L.1, L.2, L.3, L.4 & L.5	8		43	12	
Totals	483	0	10,335	685	

Carpentaria Shire Council	Total annual number of programs & events	Programs delivered in partnership with community & government organisations	Total annual number of attendees	Total annual hours of programming	Comments / Remarks
	Number	Number	Number	Hours	
Digital Literacy Programs (including technology, computer, Web 2.0 and Internet programs)					
Early and Family Literacy Programs (including reading programs, school holiday programs, story-time sessions)				44	
Young Adult Literacy Programs (not included in L.2, targeted at age group 13 to 18)					
Adult Literacy Programs (including programs for beginning adult readers and lifelong learning)					
Multicultural Awareness Programs (including Harmony Day, Multicultural Festivals)					
Other Public Events & Learning Programs not included in categories L.1, L.2, L.3, L.4 & L.5					
Totals	0	0	0	44	

App. 1 Library Events and Programs - by category (2010-11)

Cassowary Coast Regional Council	Total annual number of programs & events	Programs delivered in partnership with community & government organisations	Total annual number of attendees	Total annual hours of programming	Comments / Remarks
	Number	Number	Number	Hours	
Digital Literacy Programs (including technology, computer, Web 2.0 and Internet programs)	16		29	20	
Early and Family Literacy Programs (including reading programs, school holiday programs, story-time sessions)	62	3	1,099	81	
Young Adult Literacy Programs (not included in L.2, targeted at age group 13 to 18)					
Adult Literacy Programs (including programs for beginning adult readers and lifelong learning)					
Multicultural Awareness Programs (including Harmony Day, Multicultural Festivals)					
Other Public Events & Learning Programs not included in categories L.1, L.2, L.3, L.4 & L.5	13	3	513	39	
Totals	91	6	1,641	140	

Central Highlands Regional Council	Total annual number of programs & events	Programs delivered in partnership with community & government organisations	Total annual number of attendees	Total annual hours of programming	Comments / Remarks
	Number	Number	Number	Hours	
Digital Literacy Programs (including technology, computer, Web 2.0 and Internet programs)					
Early and Family Literacy Programs (including reading programs, school holiday programs, story-time sessions)	275		2,338	275	Conduct storytime 1 - 3 times each week in 4 localtions plus school holiday events. Also had school visits to library with 3 separate schools this year plus National Simultaneous Storytime in 5 areas.
Young Adult Literacy Programs (not included in L.2, targeted at age group 13 to 18)					
Adult Literacy Programs (including programs for beginning adult readers and lifelong learning)					
Multicultural Awareness Programs (including Harmony Day, Multicultural Festivals)	1		20	1	Aussie Morning Tea - Harmony Day
Other Public Events & Learning Programs not included in categories L.1, L.2, L.3, L.4 & L.5	6	2	330	25	Worlds Greatest shave; Girls Night In; Official launch Bolinda Digital; Ag-Grow stall; Springsure Show; Gemfields new premises official opening
Totals	282	2	2,688	301	

App. 1 Library Events and Programs - by category (2010-11)

Charters Towers Regional Council	Total annual number of programs & events	Programs delivered in partnership with community & government organisations	Total annual number of attendees	Total annual hours of programming	Comments / Remarks
	Number	Number	Number	Hours	
Digital Literacy Programs (including technology, computer, Web 2.0 and Internet programs)					
Early and Family Literacy Programs (including reading programs, school holiday programs, story-time sessions)					
Young Adult Literacy Programs (not included in L.2, targeted at age group 13 to 18)					
Adult Literacy Programs (including programs for beginning adult readers and lifelong learning)					
Multicultural Awareness Programs (including Harmony Day, Multicultural Festivals)					
Other Public Events & Learning Programs not included in categories L.1, L.2, L.3, L.4 & L.5	1		16	5	
Totals	1	0	16	5	

Cloncurry Shire Council	Total annual number of programs & events	Programs delivered in partnership with community & government organisations	Total annual number of attendees	Total annual hours of programming	Comments / Remarks
	Number	Number	Number	Hours	
Digital Literacy Programs (including technology, computer, Web 2.0 and Internet programs)					
Early and Family Literacy Programs (including reading programs, school holiday programs, story-time sessions)					
Young Adult Literacy Programs (not included in L.2, targeted at age group 13 to 18)					
Adult Literacy Programs (including programs for beginning adult readers and lifelong learning)					
Multicultural Awareness Programs (including Harmony Day, Multicultural Festivals)					
Other Public Events & Learning Programs not included in categories L.1, L.2, L.3, L.4 & L.5	1	1	150		Ideas Festival 2011
Totals	1	1	150	0	

App. 1 Library Events and Programs - by category (2010-11)

Cook Shire Council	Total annual number of programs & events	Programs delivered in partnership with community & government organisations	Total annual number of attendees	Total annual hours of programming	Comments / Remarks
	Number	Number	Number	Hours	
Digital Literacy Programs (including technology, computer, Web 2.0 and Internet programs)	1				
Early and Family Literacy Programs (including reading programs, school holiday programs, story-time sessions)	3				
Young Adult Literacy Programs (not included in L.2, targeted at age group 13 to 18)					
Adult Literacy Programs (including programs for beginning adult readers and lifelong learning)	1				
Multicultural Awareness Programs (including Harmony Day, Multicultural Festivals)	2				
Other Public Events & Learning Programs not included in categories L.1, L.2, L.3, L.4 & L.5					
Totals	7	0	0	0	

Croydon Shire Council	Total annual number of programs & events	Programs delivered in partnership with community & government organisations	Total annual number of attendees	Total annual hours of programming	Comments / Remarks
	Number	Number	Number	Hours	
Digital Literacy Programs (including technology, computer, Web 2.0 and Internet programs)					
Early and Family Literacy Programs (including reading programs, school holiday programs, story-time sessions)					
Young Adult Literacy Programs (not included in L.2, targeted at age group 13 to 18)					
Adult Literacy Programs (including programs for beginning adult readers and lifelong learning)	1				
Multicultural Awareness Programs (including Harmony Day, Multicultural Festivals)	1				
Other Public Events & Learning Programs not included in categories L.1, L.2, L.3, L.4 & L.5	10		362	60	
Totals	12	0	362	60	

App. 1 Library Events and Programs - by category (2010-11)

Flinders Shire Council	Total annual number of programs & events	Programs delivered in partnership with community & government organisations	Total annual number of attendees	Total annual hours of programming	Comments / Remarks
	Number	Number	Number	Hours	
Digital Literacy Programs (including technology, computer, Web 2.0 and Internet programs)	2	1			Homework Help, The computer School, Looking @ 2.0
Early and Family Literacy Programs (including reading programs, school holiday programs, story-time sessions)	9	3			Book Week, Under 8's Day Program, School Visits, Kindy & Daycare visits, School Holiday Arts & Craft Programs, Story Time, Eater Arts & Crafts and Easter Bonnet Parade/Picnic in the Park
Young Adult Literacy Programs (not included in L.2, targeted at age group 13 to 18)					
Adult Literacy Programs (including programs for beginning adult readers and lifelong learning)					
Multicultural Awareness Programs (including Harmony Day, Multicultural Festivals)	1	1		10	Nadioc Week Activities & Colour in Competition.
Other Public Events & Learning Programs not included in categories L.1, L.2, L.3, L.4 & L.5	1	1		6	World Biggest Morning Tea
Totals	13	6	0	16	

Fraser Coast Regional Council	Total annual number of programs & events	Programs delivered in partnership with community & government organisations	Total annual number of attendees	Total annual hours of programming	Comments / Remarks
	Number	Number	Number	Hours	
Digital Literacy Programs (including technology, computer, Web 2.0 and Internet programs)	28		264		
Early and Family Literacy Programs (including reading programs, school holiday programs, story-time sessions)	517	6	8,676		
Young Adult Literacy Programs (not included in L.2, targeted at age group 13 to 18)	5		11	8	
Adult Literacy Programs (including programs for beginning adult readers and lifelong learning)	56	2	1,716		
Multicultural Awareness Programs (including Harmony Day, Multicultural Festivals)	1		30	12	
Other Public Events & Learning Programs not included in categories L.1, L.2, L.3, L.4 & L.5	3		59		
Totals	610	8	10,756	20	

App. 1 Library Events and Programs - by category (2010-11)

Gladstone Regional Council	Total annual number of programs & events	Programs delivered in partnership with community & government organisations	Total annual number of attendees	Total annual hours of programming	Comments / Remarks
	Number	Number	Number	Hours	
Digital Literacy Programs (including technology, computer, Web 2.0 and Internet programs)	2	2	20	4	
Early and Family Literacy Programs (including reading programs, school holiday programs, story-time sessions)	315	18	7,500	300	
Young Adult Literacy Programs (not included in L.2, targeted at age group 13 to 18)	10		140	10	
Adult Literacy Programs (including programs for beginning adult readers and lifelong learning)					
Multicultural Awareness Programs (including Harmony Day, Multicultural Festivals)	2	2	20		
Other Public Events & Learning Programs not included in categories L.1, L.2, L.3, L.4 & L.5	2	2	60		
Totals	331	24	7,740	314	

Gold Coast City Council	Total annual number of programs & events	Programs delivered in partnership with community & government organisations	Total annual number of attendees	Total annual hours of programming	Comments / Remarks
	Number	Number	Number	Hours	
Digital Literacy Programs (including technology, computer, Web 2.0 and Internet programs)	522		3,543	531	
Early and Family Literacy Programs (including reading programs, school holiday programs, story-time sessions)	1,172	7	47,564	773	
Young Adult Literacy Programs (not included in L.2, targeted at age group 13 to 18)	55	1	675	77	
Adult Literacy Programs (including programs for beginning adult readers and lifelong learning)	458	51	7,097	628	
Multicultural Awareness Programs (including Harmony Day, Multicultural Festivals)	13	3	371	18	
Other Public Events & Learning Programs not included in categories L.1, L.2, L.3, L.4 & L.5					
Totals	2,220	62	59,250	2,027	

App. 1 Library Events and Programs - by category (2010-11)

Goondiwindi Regional Council	Total annual number of programs & events	Programs delivered in partnership with community & government organisations	Total annual number of attendees	Total annual hours of programming	Comments / Remarks
	Number	Number	Number	Hours	
Digital Literacy Programs (including technology, computer, Web 2.0 and Internet programs)					
Early and Family Literacy Programs (including reading programs, school holiday programs, story-time sessions)	20		587		Includes regular monthly storytime/craft sessions, school groups & community organisations e.g. Brownies, Girl Guides
Young Adult Literacy Programs (not included in L.2, targeted at age group 13 to 18)					
Adult Literacy Programs (including programs for beginning adult readers and lifelong learning)	8		90		
Multicultural Awareness Programs (including Harmony Day, Multicultural Festivals)					
Other Public Events & Learning Programs not included in categories L.1, L.2, L.3, L.4 & L.5					
Totals	28	0	677	0	

Gympie Regional Council	Total annual number of programs & events	Programs delivered in partnership with community & government organisations	Total annual number of attendees	Total annual hours of programming	Comments / Remarks
	Number	Number	Number	Hours	
Digital Literacy Programs (including technology, computer, Web 2.0 and Internet programs)	8		39		
Early and Family Literacy Programs (including reading programs, school holiday programs, story-time sessions)	199		7,044		
Young Adult Literacy Programs (not included in L.2, targeted at age group 13 to 18)					
Adult Literacy Programs (including programs for beginning adult readers and lifelong learning)					
Multicultural Awareness Programs (including Harmony Day, Multicultural Festivals)					
Other Public Events & Learning Programs not included in categories L.1, L.2, L.3, L.4 & L.5	22		377		Hours spent in planning not available. Conducted during regular work hours.
Totals	229	0	7,460	0	

App. 1 Library Events and Programs - by category (2010-11)

Hinchinbrook Shire Council	Total annual number of programs & events	Programs delivered in partnership with community & government organisations	Total annual number of attendees	Total annual hours of programming	Comments / Remarks
	Number	Number	Number	Hours	
Digital Literacy Programs (including technology, computer, Web 2.0 and Internet programs)					
Early and Family Literacy Programs (including reading programs, school holiday programs, story-time sessions)	104		890		School holiday activities, Book Week, Baby Rhyme time, Story time
Young Adult Literacy Programs (not included in L.2, targeted at age group 13 to 18)					
Adult Literacy Programs (including programs for beginning adult readers and lifelong learning)					
Multicultural Awareness Programs (including Harmony Day, Multicultural Festivals)					
Other Public Events & Learning Programs not included in categories L.1, L.2, L.3, L.4 & L.5	4		400		Book launches, Official Library opening, Kennedy Regiment presentations
Totals	108	0	1,290	0	

Ipswich City Council	Total annual number of programs & events	Programs delivered in partnership with community & government organisations	Total annual number of attendees	Total annual hours of programming	Comments / Remarks
	Number	Number	Number	Hours	
Digital Literacy Programs (including technology, computer, Web 2.0 and Internet programs)	105		2,060	232	All figures in Column 4 reflect program delivery hours ie client contact time - do not include preparation/clean up or development
Early and Family Literacy Programs (including reading programs, school holiday programs, story-time sessions)	226	26	9,984	305	
Young Adult Literacy Programs (not included in L.2, targeted at age group 13 to 18)	33	6	1,036	63	
Adult Literacy Programs (including programs for beginning adult readers and lifelong learning)	41	8	1,098	65	Figures in Column 2 do not include programs delivered by Library based Committees ie. Friends and Ipswich Poetry Feast
Multicultural Awareness Programs (including Harmony Day, Multicultural Festivals)	3	1	118	6	
Other Public Events & Learning Programs not included in categories L.1, L.2, L.3, L.4 & L.5	27	3	1,607	46	Figures in Column 2 do not include programs delivered by Library based committees ie. Friends and Ipswich Poetry Feast
Totals	435	44	15,903	717	

App. 1 Library Events and Programs - by category (2010-11)

Isaac Regional Council	Total annual number of programs & events	Programs delivered in partnership with community & government organisations	Total annual number of attendees	Total annual hours of programming	Comments / Remarks
	Number	Number	Number	Hours	
Digital Literacy Programs (including technology, computer, Web 2.0 and Internet programs)	21		84	21	
Early and Family Literacy Programs (including reading programs, school holiday programs, story-time sessions)	542		5,968	506	
Young Adult Literacy Programs (not included in L.2, targeted at age group 13 to 18)	12		65	12	
Adult Literacy Programs (including programs for beginning adult readers and lifelong learning)					
Multicultural Awareness Programs (including Harmony Day, Multicultural Festivals)	24		156	12	
Other Public Events & Learning Programs not included in categories L.1, L.2, L.3, L.4 & L.5	38		127	15	
Totals	637	0	6,400	566	

Lockyer Valley Regional Council	Total annual number of programs & events	Programs delivered in partnership with community & government organisations	Total annual number of attendees	Total annual hours of programming	Comments / Remarks
	Number	Number	Number	Hours	
Digital Literacy Programs (including technology, computer, Web 2.0 and Internet programs)	33		151	50	
Early and Family Literacy Programs (including reading programs, school holiday programs, story-time sessions)	253	8	5,022	253	
Young Adult Literacy Programs (not included in L.2, targeted at age group 13 to 18)	7		177	7	
Adult Literacy Programs (including programs for beginning adult readers and lifelong learning)	24		121	30	
Multicultural Awareness Programs (including Harmony Day, Multicultural Festivals)	9	3	132	14	Multicultural Rhythm and Rhyme, Annual Multicultural Festival Harmony Day
Other Public Events & Learning Programs not included in categories L.1, L.2, L.3, L.4 & L.5	10	2		10	Mobile library attending Shows, Fetes, and Carnivals
Totals	336	13	5,603	364	

App. 1 Library Events and Programs - by category (2010-11)

Logan City Council	Total annual number of programs & events	Programs delivered in partnership with community & government organisations	Total annual number of attendees	Total annual hours of programming	Comments / Remarks
	Number	Number	Number	Hours	
Digital Literacy Programs (including technology, computer, Web 2.0 and Internet programs)	870		1,452	900	
Early and Family Literacy Programs (including reading programs, school holiday programs, story-time sessions)	2,667	20	53,790	2,900	
Young Adult Literacy Programs (not included in L.2, targeted at age group 13 to 18)	299		4,367	350	
Adult Literacy Programs (including programs for beginning adult readers and lifelong learning)	1,176	5	12,705	1,500	
Multicultural Awareness Programs (including Harmony Day, Multicultural Festivals)	26	20	550	60	
Other Public Events & Learning Programs not included in categories L.1, L.2, L.3, L.4 & L.5	265		3,087	300	
Totals	5,303	45	75,951	6,010	

Longreach Regional Council	Total annual number of programs & events	Programs delivered in partnership with community & government organisations	Total annual number of attendees	Total annual hours of programming	Comments / Remarks
	Number	Number	Number	Hours	
Digital Literacy Programs (including technology, computer, Web 2.0 and Internet programs)	3	3	11	16	
Early and Family Literacy Programs (including reading programs, school holiday programs, story-time sessions)	7		193	21	
Young Adult Literacy Programs (not included in L.2, targeted at age group 13 to 18)	1	1	30	5	
Adult Literacy Programs (including programs for beginning adult readers and lifelong learning)					
Multicultural Awareness Programs (including Harmony Day, Multicultural Festivals)					
Other Public Events & Learning Programs not included in categories L.1, L.2, L.3, L.4 & L.5					
Totals	11	4	234	42	

App. 1 Library Events and Programs - by category (2010-11)

Mackay Regional Council	Total annual number of programs & events	Programs delivered in partnership with community & government organisations	Total annual number of attendees	Total annual hours of programming	Comments / Remarks
	Number	Number	Number	Hours	
Digital Literacy Programs (including technology, computer, Web 2.0 and Internet programs)	18	1	960	26	
Early and Family Literacy Programs (including reading programs, school holiday programs, story-time sessions)	325		15,562	307	
Young Adult Literacy Programs (not included in L.2, targeted at age group 13 to 18)					
Adult Literacy Programs (including programs for beginning adult readers and lifelong learning)					
Multicultural Awareness Programs (including Harmony Day, Multicultural Festivals)	2	1	400	18	
Other Public Events & Learning Programs not included in categories L.1, L.2, L.3, L.4 & L.5	9	3	1,271	13	
Totals	354	5	18,193	364	

Maranoa Regional Council	Total annual number of programs & events	Programs delivered in partnership with community & government organisations	Total annual number of attendees	Total annual hours of programming	Comments / Remarks
	Number	Number	Number	Hours	
Digital Literacy Programs (including technology, computer, Web 2.0 and Internet programs)					
Early and Family Literacy Programs (including reading programs, school holiday programs, story-time sessions)	24	3	2,120	30	Baby Bouce commenced in the Roma Library as a monthly program since March. Story Time is run from the Roma and Mitchell Libraries most months of the year. The Roma Library also hosts irregular special events such as the Teddy Bear's Picnic and Pirate Day.
Young Adult Literacy Programs (not included in L.2, targeted at age group 13 to 18)					
Adult Literacy Programs (including programs for beginning adult readers and lifelong learning)					
Multicultural Awareness Programs (including Harmony Day, Multicultural Festivals)					
Other Public Events & Learning Programs not included in categories L.1, L.2, L.3, L.4 & L.5	3	1	65	11	Food Tales event, several Council public forums and engagement activities.
Totals	27	4	2,185	41	

App. 1 Library Events and Programs - by category (2010-11)

McKinlay Shire Council	Total annual number of programs & events	Programs delivered in partnership with community & government organisations	Total annual number of attendees	Total annual hours of programming	Comments / Remarks
	Number	Number	Number	Hours	
Digital Literacy Programs (including technology, computer, Web 2.0 and Internet programs)					
Early and Family Literacy Programs (including reading programs, school holiday programs, story-time sessions)	1				
Young Adult Literacy Programs (not included in L.2, targeted at age group 13 to 18)					
Adult Literacy Programs (including programs for beginning adult readers and lifelong learning)					
Multicultural Awareness Programs (including Harmony Day, Multicultural Festivals)					
Other Public Events & Learning Programs not included in categories L.1, L.2, L.3, L.4 & L.5					
Totals	1	0	0	0	

Moreton Bay Regional Council	Total annual number of programs & events	Programs delivered in partnership with community & government organisations	Total annual number of attendees	Total annual hours of programming	Comments / Remarks
	Number	Number	Number	Hours	
Digital Literacy Programs (including technology, computer, Web 2.0 and Internet programs)	115	2	1,413		Partnered with SLQ & The Edge around a range of programs
Early and Family Literacy Programs (including reading programs, school holiday programs, story-time sessions)	1,657	2	45,465		Many early literacy programs are delivered in partnership with others however this statistic has not been captured during 10/11 with the exception of Communities for Children: Library Language Outreach Project & Deception Bay Alliance
Young Adult Literacy Programs (not included in L.2, targeted at age group 13 to 18)	264	2	4,209		Partnered with Transit Lounge Caboolture, Studio 25. Attendees does not include YA participation in SRC
Adult Literacy Programs (including programs for beginning adult readers and lifelong learning)	958	1	13,014		Many adult literacy library based programs are delivered in partnership with others however this statistic was not captured during 10/11 with the exception of the Health Literacy Project
Multicultural Awareness Programs (including Harmony Day, Multicultural Festivals)	10	10	960		Sacred Music, Song, Abbey Museum Kids Dig it Day Festival, Murriajabree Kids Challenge, Reconciliation Workshop, Migrant Women's Morning Tea, Multicultural Lunches, New Arrival Family Reading Packs, Public computer information brochures in LOTE, Welcomin
Other Public Events & Learning Programs not included in categories L.1, L.2, L.3, L.4 & L.5	1	1	25		Smith Family Wishing Well Appeal: 25 people attended the event to gif the cash donation and books to the Smith Family however residents across the region contributed in total 763 books and \$1307.50 toward the appeal
Totals	3,005	18	65,086	0	

App. 1 Library Events and Programs - by category (2010-11)

Mount Isa City Council	Total annual number of programs & events	Programs delivered in partnership with community & government organisations	Total annual number of attendees	Total annual hours of programming	Comments / Remarks
	Number	Number	Number	Hours	
Digital Literacy Programs (including technology, computer, Web 2.0 and Internet programs)					
Early and Family Literacy Programs (including reading programs, school holiday programs, story-time sessions)	1		2,542	47	Weekly storytime sessions
Young Adult Literacy Programs (not included in L.2, targeted at age group 13 to 18)					
Adult Literacy Programs (including programs for beginning adult readers and lifelong learning)	1	1	390	78	Adult Literacy classes are held every Saturday from 10-12 except for school holidays
Multicultural Awareness Programs (including Harmony Day, Multicultural Festivals)					
Other Public Events & Learning Programs not included in categories L.1, L.2, L.3, L.4 & L.5	5	1	321	22	Programs included: Bookweek, Parent information sessions covering topics such as Breastfeeding, Living with Lead, childcare programs and gymnastics for tots; christmas craft and visiting authors.
Totals	7	2	3,253	147	

North Burnett Regional Council	Total annual number of programs & events	Programs delivered in partnership with community & government organisations	Total annual number of attendees	Total annual hours of programming	Comments / Remarks
	Number	Number	Number	Hours	
Digital Literacy Programs (including technology, computer, Web 2.0 and Internet programs)					
Early and Family Literacy Programs (including reading programs, school holiday programs, story-time sessions)	38		373		
Young Adult Literacy Programs (not included in L.2, targeted at age group 13 to 18)					
Adult Literacy Programs (including programs for beginning adult readers and lifelong learning)					
Multicultural Awareness Programs (including Harmony Day, Multicultural Festivals)	6		80		
Other Public Events & Learning Programs not included in categories L.1, L.2, L.3, L.4 & L.5	1		25		
Totals	45	0	478	0	

App. 1 Library Events and Programs - by category (2010-11)

Paroo Shire Council	Total annual number of programs & events	Programs delivered in partnership with community & government organisations	Total annual number of attendees	Total annual hours of programming	Comments / Remarks
	Number	Number	Number	Hours	
Digital Literacy Programs (including technology, computer, Web 2.0 and Internet programs)					
Early and Family Literacy Programs (including reading programs, school holiday programs, story-time sessions)	11		360		
Young Adult Literacy Programs (not included in L.2, targeted at age group 13 to 18)					
Adult Literacy Programs (including programs for beginning adult readers and lifelong learning)	1		22		
Multicultural Awareness Programs (including Harmony Day, Multicultural Festivals)					
Other Public Events & Learning Programs not included in categories L.1, L.2, L.3, L.4 & L.5	1		4		
Totals	13	0	386	0	

Redland City Council	Total annual number of programs & events	Programs delivered in partnership with community & government organisations	Total annual number of attendees	Total annual hours of programming	Comments / Remarks
	Number	Number	Number	Hours	
Digital Literacy Programs (including technology, computer, Web 2.0 and Internet programs)	225	4	1,413	60	Regular computer classes, Explore IT Expo and Looking at 2.0
Early and Family Literacy Programs (including reading programs, school holiday programs, story-time sessions)	214	5	10,869	240	Baby's Day Out, Rhyme Time, Storytime Fun, Read On @ Your Library, Celebrating Children's Book Week, Picture Book Workshop. Special effects makeup for ages 12-17years
Young Adult Literacy Programs (not included in L.2, targeted at age group 13 to 18)	19	10	397	30	Manga workshop run by a professional manga cartoon artist. CSIRO events
Adult Literacy Programs (including programs for beginning adult readers and lifelong learning)	6		3,154	100	ROAR summer reading program, Authors in Action writing workshops and Redlitzer program
Multicultural Awareness Programs (including Harmony Day, Multicultural Festivals)	10	1	90	20	NAIDOC Week activities, English Conversations Coffee Group, Waitangi Day
Other Public Events & Learning Programs not included in categories L.1, L.2, L.3, L.4 & L.5	182	124	4,590	100	Author talks, Seniors refresh, Local History events, movie nights, health talks, finance talks, cooking classes, photography classes, music classes, art and craft activities and book clubs
Totals	656	144	20,513	550	

App. 1 Library Events and Programs - by category (2010-11)

Rockhampton Regional Council	Total annual number of programs & events	Programs delivered in partnership with community & government organisations	Total annual number of attendees	Total annual hours of programming	Comments / Remarks
	Number	Number	Number	Hours	
Digital Literacy Programs (including technology, computer, Web 2.0 and Internet programs)	7	6	140	12	
Early and Family Literacy Programs (including reading programs, school holiday programs, story-time sessions)	159	25	4,671	1,785	
Young Adult Literacy Programs (not included in L.2, targeted at age group 13 to 18)	12	2	100	14	
Adult Literacy Programs (including programs for beginning adult readers and lifelong learning)	85	43	3,559	143	
Multicultural Awareness Programs (including Harmony Day, Multicultural Festivals)					Integration of multicultural elements into a range of programming, especially family and early literacy
Other Public Events & Learning Programs not included in categories L.1, L.2, L.3, L.4 & L.5	32	23	749	38	
Totals	295	99	9,219	1,992	

Scenic Rim Regional Council	Total annual number of programs & events	Programs delivered in partnership with community & government organisations	Total annual number of attendees	Total annual hours of programming	Comments / Remarks
	Number	Number	Number	Hours	
Digital Literacy Programs (including technology, computer, Web 2.0 and Internet programs)			86		
Early and Family Literacy Programs (including reading programs, school holiday programs, story-time sessions)			2,134		
Young Adult Literacy Programs (not included in L.2, targeted at age group 13 to 18)			352		
Adult Literacy Programs (including programs for beginning adult readers and lifelong learning)			342		
Multicultural Awareness Programs (including Harmony Day, Multicultural Festivals)					
Other Public Events & Learning Programs not included in categories L.1, L.2, L.3, L.4 & L.5					
Totals	0	0	2,914	0	

App. 1 Library Events and Programs - by category (2010-11)

Somerset Regional Council	Total annual number of programs & events	Programs delivered in partnership with community & government organisations	Total annual number of attendees	Total annual hours of programming	Comments / Remarks
	Number	Number	Number	Hours	
Digital Literacy Programs (including technology, computer, Web 2.0 and Internet programs)	54	54	64	5	Broadband for Seniors program delivered by library staff, funded by Australian Government (53); ABC photography workshop (1)
Early and Family Literacy Programs (including reading programs, school holiday programs, story-time sessions)	209		2,858	209	Storytime, school visits, homework help, school holiday programs, special programs
Young Adult Literacy Programs (not included in L.2, targeted at age group 13 to 18)					
Adult Literacy Programs (including programs for beginning adult readers and lifelong learning)					
Multicultural Awareness Programs (including Harmony Day, Multicultural Festivals)	1			5	
Other Public Events & Learning Programs not included in categories L.1, L.2, L.3, L.4 & L.5	7		429	78	Festivals, school holiday programs, booksale
Totals	271	54	3,351	297	

South Burnett Regional Council	Total annual number of programs & events	Programs delivered in partnership with community & government organisations	Total annual number of attendees	Total annual hours of programming	Comments / Remarks
	Number	Number	Number	Hours	
Digital Literacy Programs (including technology, computer, Web 2.0 and Internet programs)	145	45	51	300	Includes Broadband for seniors tutoring.
Early and Family Literacy Programs (including reading programs, school holiday programs, story-time sessions)	153	2	1,142	155	Includes story time, Junior book club, holiday activities
Young Adult Literacy Programs (not included in L.2, targeted at age group 13 to 18)					
Adult Literacy Programs (including programs for beginning adult readers and lifelong learning)					
Multicultural Awareness Programs (including Harmony Day, Multicultural Festivals)					
Other Public Events & Learning Programs not included in categories L.1, L.2, L.3, L.4 & L.5	38	1	310	68	Living Library, Author visits and craft groups
Totals	336	48	1,503	523	

App. 1 Library Events and Programs - by category (2010-11)

Southern Downs Regional Council	Total annual number of programs & events	Programs delivered in partnership with community & government organisations	Total annual number of attendees	Total annual hours of programming	Comments / Remarks
	Number	Number	Number	Hours	
Digital Literacy Programs (including technology, computer, Web 2.0 and Internet programs)					
Early and Family Literacy Programs (including reading programs, school holiday programs, story-time sessions)	124	8	1,847	67	
Young Adult Literacy Programs (not included in L.2, targeted at age group 13 to 18)	13	11	156	12	
Adult Literacy Programs (including programs for beginning adult readers and lifelong learning)	4	2	32	8	
Multicultural Awareness Programs (including Harmony Day, Multicultural Festivals)					
Other Public Events & Learning Programs not included in categories L.1, L.2, L.3, L.4 & L.5					
Totals	141	21	2,035	87	

Sunshine Coast Regional Council	Total annual number of programs & events	Programs delivered in partnership with community & government organisations	Total annual number of attendees	Total annual hours of programming	Comments / Remarks
	Number	Number	Number	Hours	
Digital Literacy Programs (including technology, computer, Web 2.0 and Internet programs)	852	18	2,634	791	
Early and Family Literacy Programs (including reading programs, school holiday programs, story-time sessions)	1,120	9	27,220	1,079	
Young Adult Literacy Programs (not included in L.2, targeted at age group 13 to 18)	227	1	2,452	447	
Adult Literacy Programs (including programs for beginning adult readers and lifelong learning)	839	240	15,640	2,965	Does not include 2800 hours delivered to 40 students working 1-on-1 with volunteer adult literacy tutors plus many other 1-on-1 programs
Multicultural Awareness Programs (including Harmony Day, Multicultural Festivals)					Not separately counted, included in L.4
Other Public Events & Learning Programs not included in categories L.1, L.2, L.3, L.4 & L.5					Included in L.4
Totals	3,038	268	47,946	5,282	

App. 1 Library Events and Programs - by category (2010-11)

Tablelands Regional Council	Total annual number of programs & events	Programs delivered in partnership with community & government organisations	Total annual number of attendees	Total annual hours of programming	Comments / Remarks
	Number	Number	Number	Hours	
Digital Literacy Programs (including technology, computer, Web 2.0 and Internet programs)					
Early and Family Literacy Programs (including reading programs, school holiday programs, story-time sessions)	556	1	7,961	523	National simultaneous storytime delivered in partnership
Young Adult Literacy Programs (not included in L.2, targeted at age group 13 to 18)	3		56		Homework Help provided as requested
Adult Literacy Programs (including programs for beginning adult readers and lifelong learning)	64		1,380		Assistance provided as required
Multicultural Awareness Programs (including Harmony Day, Multicultural Festivals)					
Other Public Events & Learning Programs not included in categories L.1, L.2, L.3, L.4 & L.5	120	1	653		Tea and me - SLQ program
Totals	743	2	10,050	523	

Toowoomba Regional Council	Total annual number of programs & events	Programs delivered in partnership with community & government organisations	Total annual number of attendees	Total annual hours of programming	Comments / Remarks
	Number	Number	Number	Hours	
Digital Literacy Programs (including technology, computer, Web 2.0 and Internet programs)	16		28	16	
Early and Family Literacy Programs (including reading programs, school holiday programs, story-time sessions)	348	5	8,865	350	
Young Adult Literacy Programs (not included in L.2, targeted at age group 13 to 18)	30	2	375	150	
Adult Literacy Programs (including programs for beginning adult readers and lifelong learning)					
Multicultural Awareness Programs (including Harmony Day, Multicultural Festivals)					
Other Public Events & Learning Programs not included in categories L.1, L.2, L.3, L.4 & L.5	1	1	300		Disability program
Totals	395	8	9,568	516	

App. 1 Library Events and Programs - by category (2010-11)

Townsville City Council	Total annual number of programs & events	Programs delivered in partnership with community & government organisations	Total annual number of attendees	Total annual hours of programming	Comments / Remarks
	Number	Number	Number	Hours	
Digital Literacy Programs (including technology, computer, Web 2.0 and Internet programs)	170		678	327	we assist U3A and volunteer tutors to provide programs in community centres
Early and Family Literacy Programs (including reading programs, school holiday programs, story-time sessions)	366	40	19,830	464	
Young Adult Literacy Programs (not included in L.2, targeted at age group 13 to 18)	24	5	776	77	
Adult Literacy Programs (including programs for beginning adult readers and lifelong learning)	1	58		3	
Multicultural Awareness Programs (including Harmony Day, Multicultural Festivals)	3	3	165	4	
Other Public Events & Learning Programs not included in categories L.1, L.2, L.3, L.4 & L.5	80	14	1,639	208	
Totals	644	120	23,088	1,083	

Western Downs Regional Council	Total annual number of programs & events	Programs delivered in partnership with community & government organisations	Total annual number of attendees	Total annual hours of programming	Comments / Remarks
	Number	Number	Number	Hours	
Digital Literacy Programs (including technology, computer, Web 2.0 and Internet programs)	67	12	1,110	313	
Early and Family Literacy Programs (including reading programs, school holiday programs, story-time sessions)	81	37	1,357	383	
Young Adult Literacy Programs (not included in L.2, targeted at age group 13 to 18)	35	5	540	134	
Adult Literacy Programs (including programs for beginning adult readers and lifelong learning)	129	16	2,026	501	
Multicultural Awareness Programs (including Harmony Day, Multicultural Festivals)	9	6	135	33	
Other Public Events & Learning Programs not included in categories L.1, L.2, L.3, L.4 & L.5	657	48	2,707	296	
Totals	978	124	7,875	1,660	

App. 1 Library Events and Programs - by category (2010-11)

Whitsunday Regional Council	Total annual number of programs & events	Programs delivered in partnership with community & government organisations	Total annual number of attendees	Total annual hours of programming	Comments / Remarks
	Number	Number	Number	Hours	
Digital Literacy Programs (including technology, computer, Web 2.0 and Internet programs)					
Early and Family Literacy Programs (including reading programs, school holiday programs, story-time sessions)	8	3	4,120	394	Includes Summer Reading Club, Storytime, Rhythm & Rhyme, National Simultaneous Storytime, GOAL program, Bookweek, Xmas school holiday program and school visits
Young Adult Literacy Programs (not included in L.2, targeted at age group 13 to 18)	1	1	6	210	Summer Reading Club
Adult Literacy Programs (including programs for beginning adult readers and lifelong learning)	1	1		210	Get Reading program - ran over 6 weeks but no stats kept on participants
Multicultural Awareness Programs (including Harmony Day, Multicultural Festivals)					
Other Public Events & Learning Programs not included in categories L.1, L.2, L.3, L.4 & L.5	12	10	301	33	Includes Bolinda program launch, 10 x Healthy Active food demonstrations and a Writers Festival
Totals	22	15	4,427	847	

Winton Shire Council	Total annual number of programs & events	Programs delivered in partnership with community & government organisations	Total annual number of attendees	Total annual hours of programming	Comments / Remarks
	Number	Number	Number	Hours	
Digital Literacy Programs (including technology, computer, Web 2.0 and Internet programs)					
Early and Family Literacy Programs (including reading programs, school holiday programs, story-time sessions)	45	1	270	45	Reading Bug program in junction with Western QLD Health
Young Adult Literacy Programs (not included in L.2, targeted at age group 13 to 18)					
Adult Literacy Programs (including programs for beginning adult readers and lifelong learning)					
Multicultural Awareness Programs (including Harmony Day, Multicultural Festivals)					
Other Public Events & Learning Programs not included in categories L.1, L.2, L.3, L.4 & L.5	1				10,000 Step team Challenge with Western QLD Health ,Seniors Craft mornings and Seniors Week activities in Library.
Totals	46	1	270	45	

App. 2 - Local Government Details (2010-11)

Local Government	Council Type	Population (as used for grant calculation)	Local Govt Area sq.km.*	% Total Area of state	Pop. Per sp. Km.	Service Type	Council website
Balonne	Shire Council	4,847	31,150.9	1.8%	0.16	Country Lending Service	http://www.balonne.qld.gov.au/web/guest/index.shtml
Banana	Shire Council	16,875	28,606.2	1.6%	0.59	Independent Library Service	http://www.banana.qld.gov.au/
Barcaldine	Regional Council	3,376	53,650.7	3.1%	0.06	Country Lending Service	http://www.barcaldinerc.qld.gov.au/
Barcoo	Shire Council	353	61,952.5	3.6%	0.01	Country Lending Service	http://www.barcoo.qld.gov.au/
Blackall-Tambo	Regional Council	2,069	30,451.9	1.8%	0.07	Country Lending Service	http://www.btrc.qld.gov.au/index.shtml
Boulia	Shire Council	448	61,109.4	3.5%	0.01	Country Lending Service	http://www.boulia.qld.gov.au/web/guest/home
Brisbane	City Council	1,052,458	1,340.3	0.1%	785.24	Independent Library Service	http://www.brisbane.qld.gov.au/
Bulloo	Shire Council	374	73,874.1	4.3%	0.01	Country Lending Service	http://www.bullooshire.net/home.html
Bundaberg	Regional Council	95,132	6,449.1	0.4%	14.75	Independent Library Service	http://bundaberg.qld.gov.au/
Burdekin	Shire Council	18,431	5,058.3	0.3%	3.64	Independent Library Service	http://www.burdekin.qld.gov.au/
Burke	Shire Council	555	40,166.9	2.3%	0.01	Country Lending Service	http://www.burkeshirecouncil.com/index.html
Cairns	Regional Council	164,356	4,129.1	0.2%	39.80	Independent Library Service	http://www.cairns.qld.gov.au/
Carpentaria	Shire Council	2,123	64,334.1	3.7%	0.03	Country Lending Service	http://www.carpentaria.qld.gov.au/
Cassowary Coast	Regional Council	30,992	4,700.0	0.3%	6.59	Independent Library Service	http://www.cassowarycoast.qld.gov.au/web/guest
Central Highlands	Regional Council	32,755	59,969.8	3.5%	0.55	Independent Library Service	http://www.centralhighlands.qld.gov.au/web/guest
Charters Towers	Regional Council	12,696	68,571.2	4.0%	0.19	Country Lending Service	http://www.charterstowers.qld.gov.au/web/guest
Cloncurry	Shire Council	3,380	48,116.9	2.8%	0.07	Country Lending Service	http://www.cloncurry.qld.gov.au/web/guest
Cook	Shire Council	3,899	106,169.7	6.1%	0.04	Country Lending Service	http://www.cook.qld.gov.au/
Croydon	Shire Council	273	29,578.8	1.7%	0.01	Country Lending Service	http://www.croydon.qld.gov.au/web/guest
Diamantina	Shire Council	319	94,869.8	5.5%	0.00	Country Lending Service	http://www.diamantina.qld.gov.au/web/guest
Etheridge	Shire Council	939	39,323.8	2.3%	0.02	Country Lending Service	http://www.etheridge.qld.gov.au/web/guest
Flinders	Shire Council	1,834	41,306.4	2.4%	0.04	Country Lending Service	http://www.flinders.qld.gov.au/web/guest
Fraser Coast	Regional Council	99,514	7,116.7	0.4%	13.98	Independent Library Service	http://www.frasercoast.qld.gov.au/web/guest
Gladstone	Regional Council	59,644	10,489.2	0.6%	5.69	Independent Library Service	http://www.gladstone.qld.gov.au/web/guest
Gold Coast	City Council	515,157	1,333.7	0.1%	386.26	Independent Library Service	http://www.goldcoast.qld.gov.au/default.aspx
Goondiwindi	Regional Council	11,188	19,283.5	1.1%	0.58	Country Lending Service	http://www.goondiwindirc.qld.gov.au/web/guest
Gympie	Regional Council	48,282	6,897.5	0.4%	7.00	Independent Library Service	http://www.gympie.qld.gov.au/
Hinchinbrook	Shire Council	12,283	2,810.1	0.2%	4.37	Independent Library Service	http://www.hinchinbrook.qld.gov.au/web/guest
Ipswich	City Council	162,383	1,090.2	0.1%	148.95	Independent Library Service	http://www.ipswich.qld.gov.au/
Isaac	Regional Council	29,614	58,869.1	3.4%	0.50	Independent Library Service	http://www.isaac.qld.gov.au/web/guest
Lockyer Valley	Regional Council	35,633	2,272.4	0.1%	15.68	Independent Library Service	http://www.lockyervalley.qld.gov.au/
Logan	City Council	277,568	959.6	0.1%	289.25	Independent Library Service	http://www.logan.qld.gov.au/
Longreach	Regional Council	4,298	40,665.6	2.3%	0.11	Country Lending Service	http://www.longreach.qld.gov.au/home
Mackay	Regional Council	116,123	7,622.0	0.4%	15.24	Independent Library Service	http://www.mackay.qld.gov.au/
McKinlay	Shire Council	944	40,849.1	2.4%	0.02	Country Lending Service	http://www.mckinlay.qld.gov.au/web/guest
Maranoa	Regional Council	13,223	58,817.1	3.4%	0.22	Country Lending Service	http://www.maranoa.qld.gov.au/web/guest
Moreton Bay	Regional Council	371,162	2,036.8	0.1%	182.23	Independent Library Service	http://www.moretonbay.qld.gov.au/
Mornington Island	Shire Council	1,103	1,248.4	0.1%	0.88	Country Lending Service	http://www.mornington.qld.gov.au/
Mount Isa	City Council	21,838	43,314.0	2.5%	0.50	Independent Library Service	http://www.mountisa.qld.gov.au/web/guest
Murweh	Shire Council	4,871	40,774.5	2.4%	0.12	Country Lending Service	http://www.murweh.qld.gov.au/home

App. 2 - Local Government Details (2010-11)

Local Government	Council Type	Population (as used for grant calculation)	Local Govt Area sq.km.*	% Total Area of state	Pop. Per sp. Km.	Service Type	Council website
North Burnett	Regional Council	10,787	19,706.6	1.1%	0.55	Country Lending Service	http://www.northburnett.qld.gov.au/?id=1
Paroo	Shire Council	1,946	47,688.4	2.7%	0.04	Country Lending Service	http://www.paroo.qld.gov.au/
Quilpie	Shire Council	1,016	67,547.1	3.9%	0.02	Country Lending Service	http://www.quilpie.qld.gov.au/
Redland	City Council	140,691	537.1	0.0%	261.95	Independent Library Service	http://www.redland.qld.gov.au/Pages/default.aspx
Richmond	Shire Council	962	26,655.5	1.5%	0.04	Country Lending Service	http://www.richmond.qld.gov.au/
Rockhampton	Regional Council	114,105	18,356.3	1.1%	6.22	Independent Library Service	http://www.rockhamptonregion.qld.gov.au/Home
Scenic Rim	Regional Council	37,419	4,254.5	0.2%	8.80	Independent Library Service	http://www.scenicrim.qld.gov.au/
Somerset	Regional Council	21,608	5,382.5	0.3%	4.01	Independent Library Service	http://www.somerset.qld.gov.au/
South Burnett	Regional Council	32,495	8,397.0	0.5%	3.87	Independent Library Service	http://www.southburnett.qld.gov.au/web/guest
Southern Downs	Regional Council	35,456	7,122.0	0.4%	4.98	Independent Library Service	http://www.southerndowns.qld.gov.au/
Sunshine Coast	Regional Council	323,423	3,126.3	0.2%	103.45	Independent Library Service	http://www.sunshinecoast.qld.gov.au/
Tablelands	Regional Council	46,366	65,008.4	3.7%	0.71	Independent Library Service	http://www.trc.qld.gov.au/
Toowoomba	Regional Council	159,098	12,978.5	0.7%	12.26	Independent Library Service	http://www.toowoombarc.qld.gov.au/
Torres	Shire Council	3,642	886.3	0.1%	4.11	Country Lending Service	http://www.torres.qld.gov.au/
Townsville	City Council	181,743	3,738.6	0.2%	48.61	Independent Library Service	http://www.townsville.qld.gov.au/Pages/default.aspx
Weipa	Town Authority	3,320	10.9	0.0%	304.59	Country Lending Service	http://www.weipatownoffice.com/
Western Downs	Regional Council	31,469	38,004.7	2.2%	0.83	Independent Library Service	http://www.wdrc.qld.gov.au/
Whitsunday	Regional Council	34,195	23,871.2	1.4%	1.43	Independent Library Service	http://www.whitsunday.qld.gov.au/web/guest
Winton	Shire Council	1,407	53,949.5	3.1%	0.03	Country Lending Service	http://www.winton.qld.gov.au/web/guest

* Local government area (2011) as supplied by the Queensland Regional Profiles, Office of Economic and Statistical Research, Queensland Treasury